




GF.01  
Window type A  
Sash Window



FF.01  
Window type A  
Sash Window



FF.02  
Window type A  
Sash Window



FF.03  
Window type A  
Sash Window

**Window General notes:**

Sashes are to be formed in 6 over 6 configurations to replicate the original windows existing on the rear elevations. All new sashes, are to be fitted with single glazing to match existing sash windows

rev.	date	description	revised by
B	2017.02.07	Horns removed	KK
A	2017.01.18	Updated information	JN

stage	drawing title
Planning	Proposed Details Discharge of conditions - Sheet 3

This drawing is copyright.

**Lipton Plant Architects**

Islington Green Studios  
81-83 Essex Road  
Islington  
London N1 2SF

T +44 (0)20 7288 1333  
F +44 (0)20 7288 0333  
E mail@lparchitects.co.uk  
W www.lparchitects.co.uk

client  
Ms M. Teodoro &  
Mr C. Vyrdee

project  
Address  
16 Cleveland Street  
London  
W1T 4HX

scale	date issued	drawn by	drawing no	revision
1:10 @ A1 1:20 @ A3	2016.11.08	AGM	471.(1).4.403	<b>B</b>