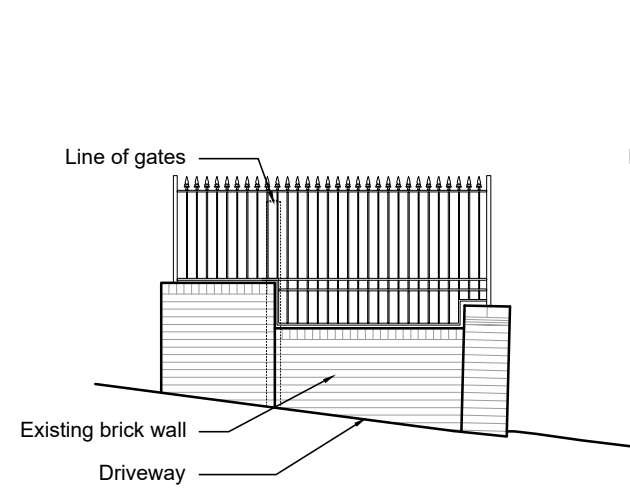


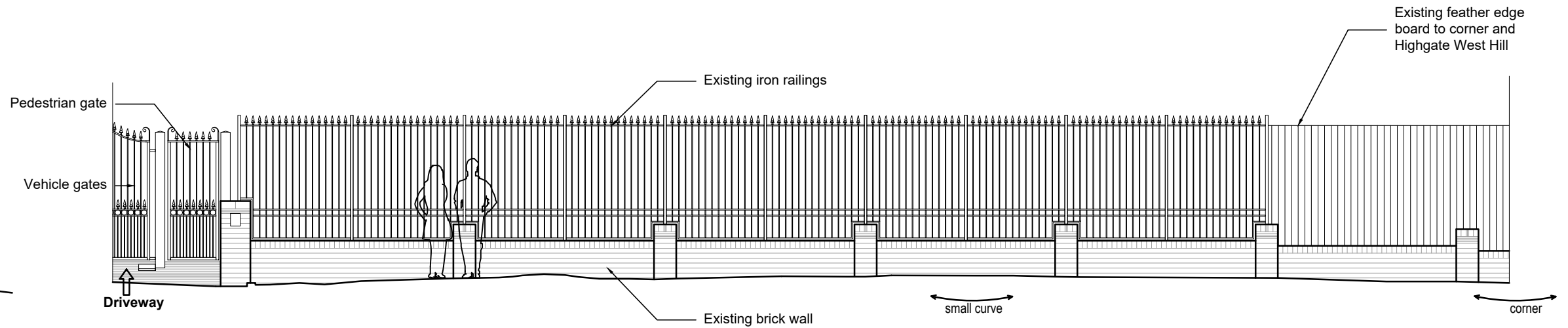
NOTE

THIS DRAWING IS TO BE READ IN CONJUNCTION WITH ALL OTHER RELEVANT DRAWINGS AND SPECIFICATIONS

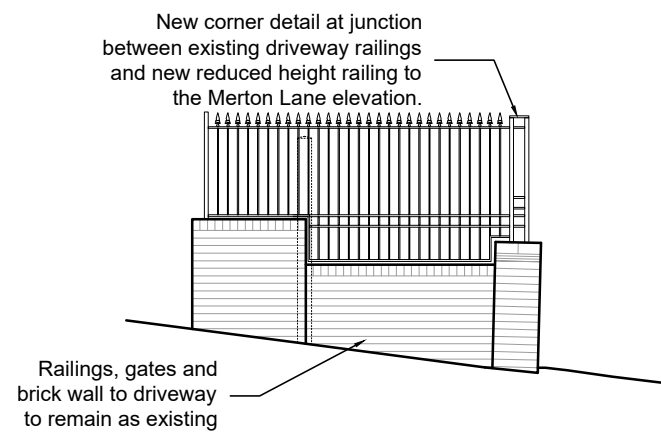
THIS DRAWING HAS BEEN PREPARED FOR IDENTIFICATION PURPOSES ONLY. VERIFICATION OF DRAWN INFORMATION TO BE CARRIED OUT BY CONTRACTOR PRIOR TO OTHER USE. ALL DIMENSIONS TO BE CHECKED ON SITE, AND SUCH DIMENSIONS TO BE THE CONTRACTORS RESPONSIBILITY. DRAWING ERRORS AND OMISSIONS TO BE REPORTED TO THE CONTRACT ADMINISTRATOR.



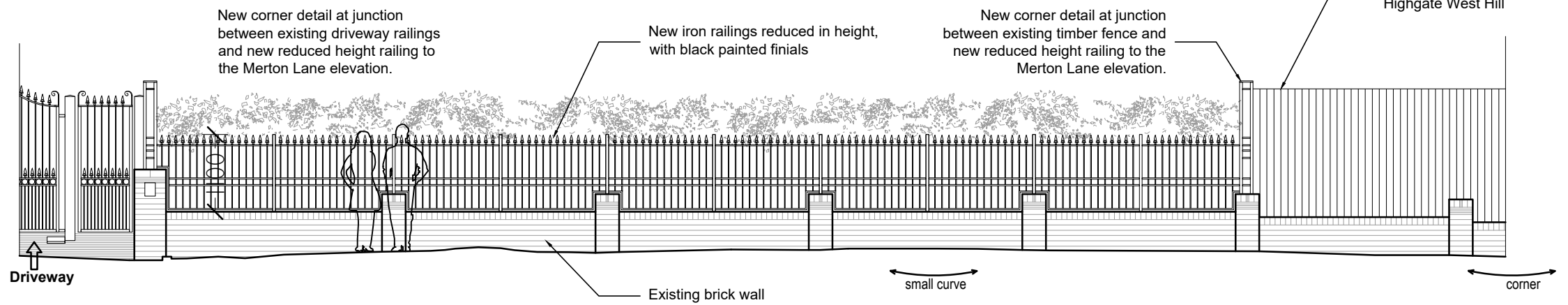
Existing side elevation
Through driveway



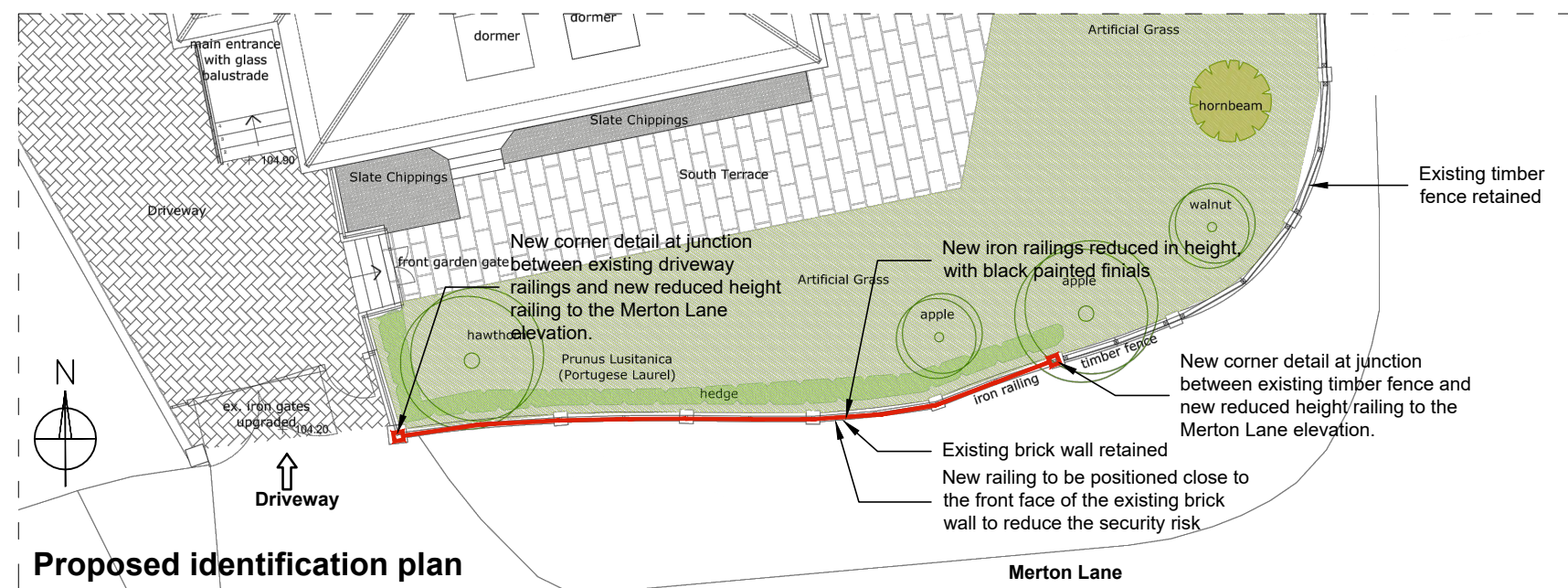
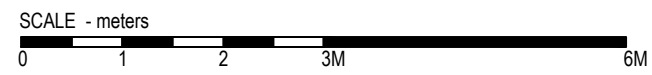
Existing elevation
Merton Lane



Proposed side elevation
Through driveway



Proposed elevation
Merton Lane



Proposed identification plan

| | |
|-------------------------------|----------|
| B - Corner detail amended | 02/03/17 |
| A - Identification plan added | 03/01/17 |
| REVISION | DATE |

Eveleigh Designs

38 Northwood Road
London, N6 5TP

rupert@eveleighdesigns.co.uk
jocelyn@eveleighdesigns.co.uk
tel 07722 830254

project no
MERTON HOUSE. 16/28
London N6

drawing no
EXISTING AND PROPOSED ELEVATIONS AND IDENTIFICATION PLAN GA 01 / B

| | | | |
|---------|----------|-------|---------|
| scale | date | drawn | checked |
| 1:75@A3 | 19.12.16 | RE | JLE |

PLANNING