

**UKCBC
Red Lion Street new office signage**

Reference
KB62063

Account Manager
K Blackman

Date
08/02/2017

Version
6 (13/02/2017)

Artwork by
P Leannon
email: pleannon@dmesigns.co.uk



**UKCBC
Red Lion Street new office signage**

UKCBC
Red Lion Street new office signage

Reference	Account Manager	Date	Version	Artwork by
KB62063	K Blackman	08/02/2017	5 (13/02/2017) F	P Leannon email: pleannon@dmesigns.co.uk



Specification

Layout

Illuminated sign above stairs

Sign B
Quantity: 1 of

Description:

- Illuminated flex face light box fitted over entrance door
- fabricated aluminium light box with 135mm returns
- sprayed standard RAL
- digitally print flex face to be opaque printed with only the lettering and logo to illuminate
- face illumination with white LEDs

Finish:

Semi gloss / satin

Fixing:


screw fixed to wall

Note:

Power supply and final connection arranged by client not DMA Signs

Client to confirm location and setting out

Location



Specification





Column on the main door

Sign D
Quantity: 1 off

Description:

- Digitally printed sign
- 3mm di bond pan with 30mm returns
- applied digital print with laminate to face only

Finish:

-  C75 M3 Y37 K0
-  White
-  Grey K70%
-  Grey K60%

Fixing:

screw fixed to pillar in entrance with top hat top and bottom

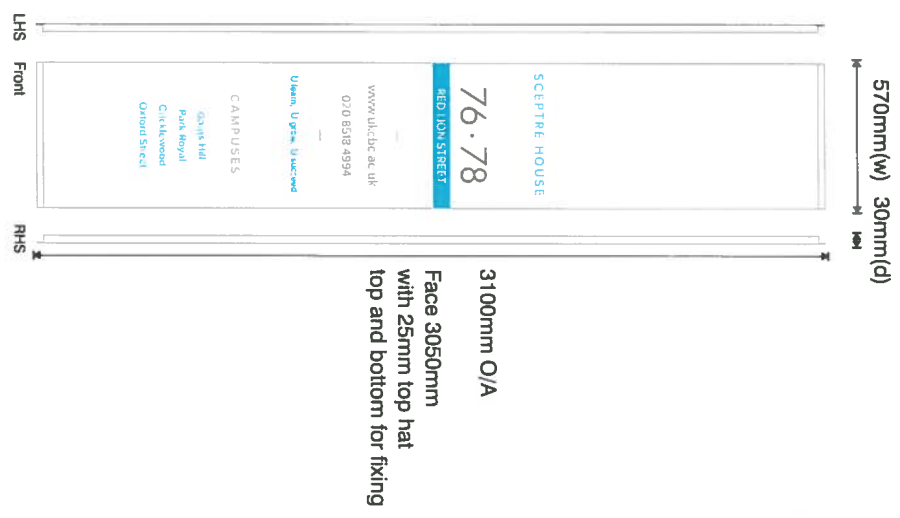
Note:

Client to confirm location and setting out

Location



Layout



UKCBC Red Lion Street new office signage

Reference
KB62063

Account Manager
K Blackman

Date
08/02/2017

Version
6 (13/02/2017)
F

Artwork by
P Leamon
email: pleamon@dmesigns.co.uk



Specification

Illuminated light box

Sign E
Quantity: 1 off

Description:

- Double sided projecting flex face light box filled over entrance door
- fabricated flex face with 220mm returns
- sprayed standard RAL
- digitally print flex face to be opaque printed with only the lettering and logo to illuminate
- face illumination with white LEDs
- standard projecting bracket

Finish:

Semi gloss / satin

Fixing:

screw fixed to wall

Note:

Power supply and final connection arranged by client not DMA Signs

Client to confirm location and setting out

Location



Layout

