



EXAMPLE OF IROKO USED IN 1987 EXTENSION

P 9900385



EXISTING KITCHEN AND BEDROOM EXTENSION SHOWING THE USE OF OKALUX


P9900385



TYPICAL JUNCTION DETAILING IN EXISTING


P 9900385

e |



ENTRANCE AS EXISTING.

PE 9800 610 R 1




MILFIELD LAWE AS EXISTING.



GATE TO POND HOUSE. MILFIELD LANE.

P 9900385



CLOSE UP



EXAMPLE OF PILKINGTONS "E" CONTROL GLASS IN-SITU AT PILKINGTONS OFFICES .
APPROXIMATELY 100 METRES AWAY

P 9900385 e

P9900385



NEW GATE IN SHOTBLASTED STEEL THE NEW FRAME WILL MATCH THIS