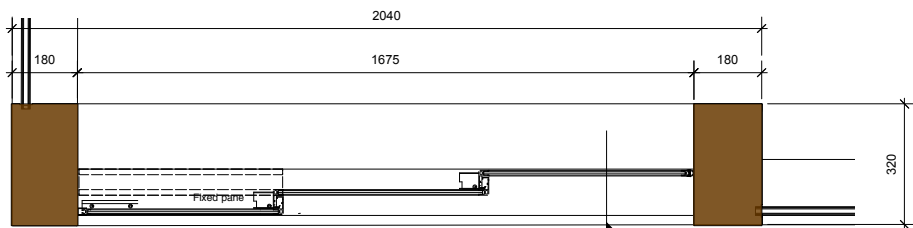


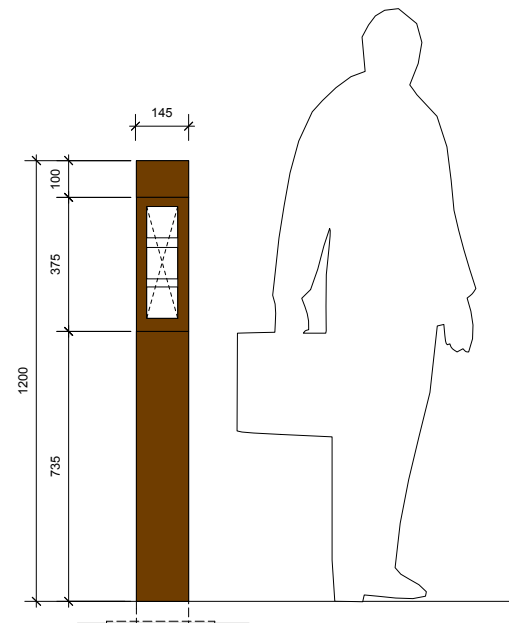
01 Reception Telescopic Doors DG-01 - Type 7
Elevation - Scale 1:10

03 Reception Telescopic Doors DG-01 - Type 7
Section - Scale 1:10




02 Reception Telescopic Doors DG-01 - Type 7
Plan - Scale 1:10

DG01 - Type 7 Setting Out
Room G-01 Entrance Reception




01 Support Stand Setting Out
Elevation / Plan - Scale 1:10

Bronze colour support stand with service access at back fixed to existing slab. Access panel to match stand



03 Internal Support Stand
Axonometric - Scale N/S



02 External Support Stand
Axonometric - Scale N/S

-Do not scale drawings
-All dimensions are in millimetres unless stated otherwise
-Use figured dimensions only and report any discrepancies in writing to the architect
-Refer to specifications annotated on the drawing and the following general specifications:

Specific key and notes

1 Condition 5.B Discharge GP 2/17

TUC Congress House
South Side
Proposed Bainbridge Detail III - Condition 5B
Status: Planning & Listed Building Appl.
1:10 (A1) 1:20 (A3)
February 2017

Draw N° 205 / P1046_RevP1

Drawn by GP Authorised by HB Size A1

HUGHBROUGHTONARCHITECTS

41a Beavor Lane London W6 9BL
T 020 8735 9959 F 020 8563 3891 E info@hbarchitects.co.uk
© Hugh Broughton Architects Ltd

Support Stands
Room G-01 Entrance Reception