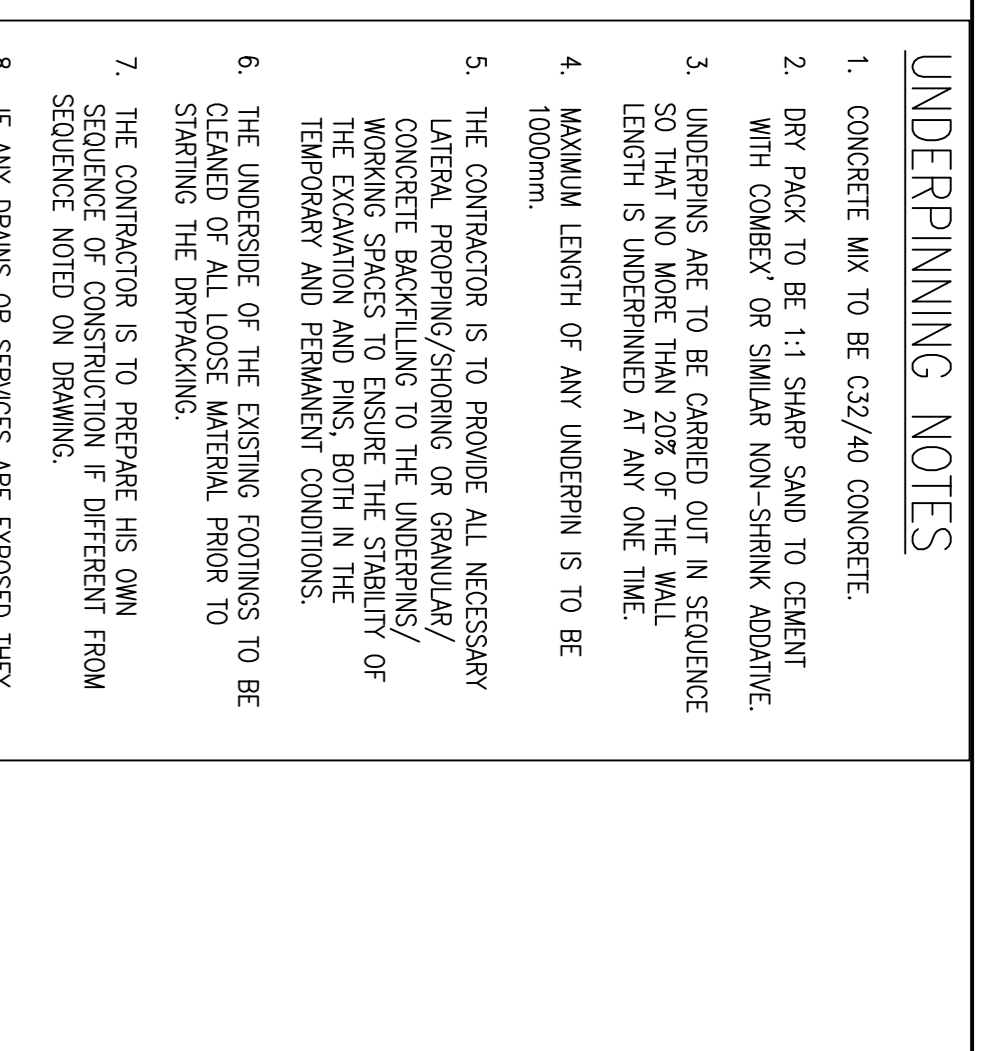
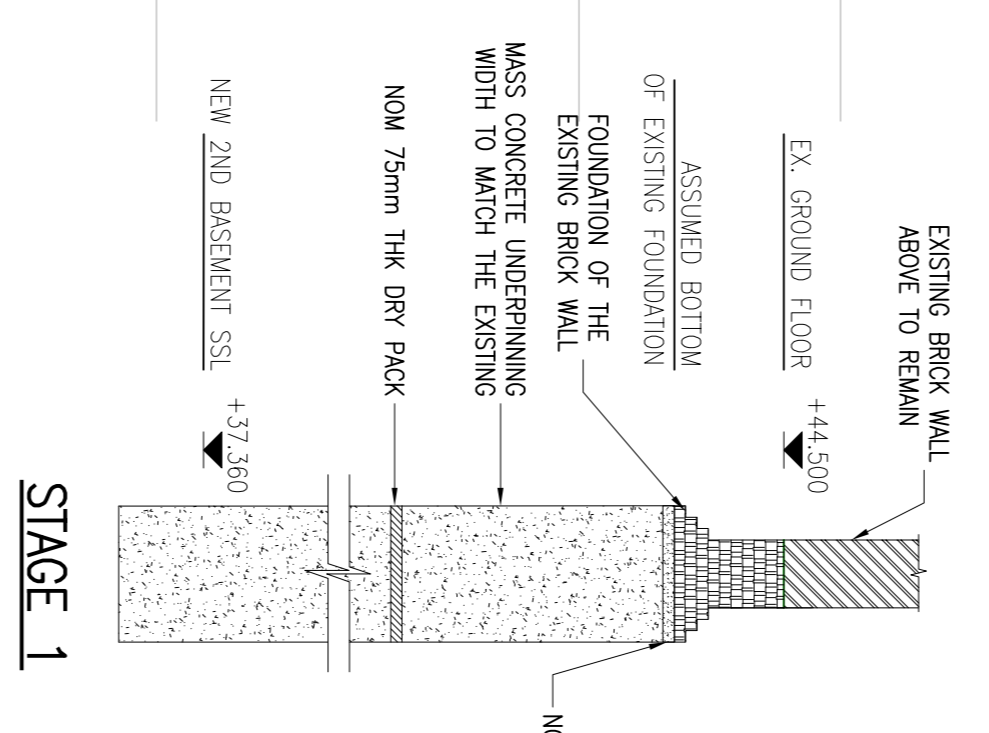


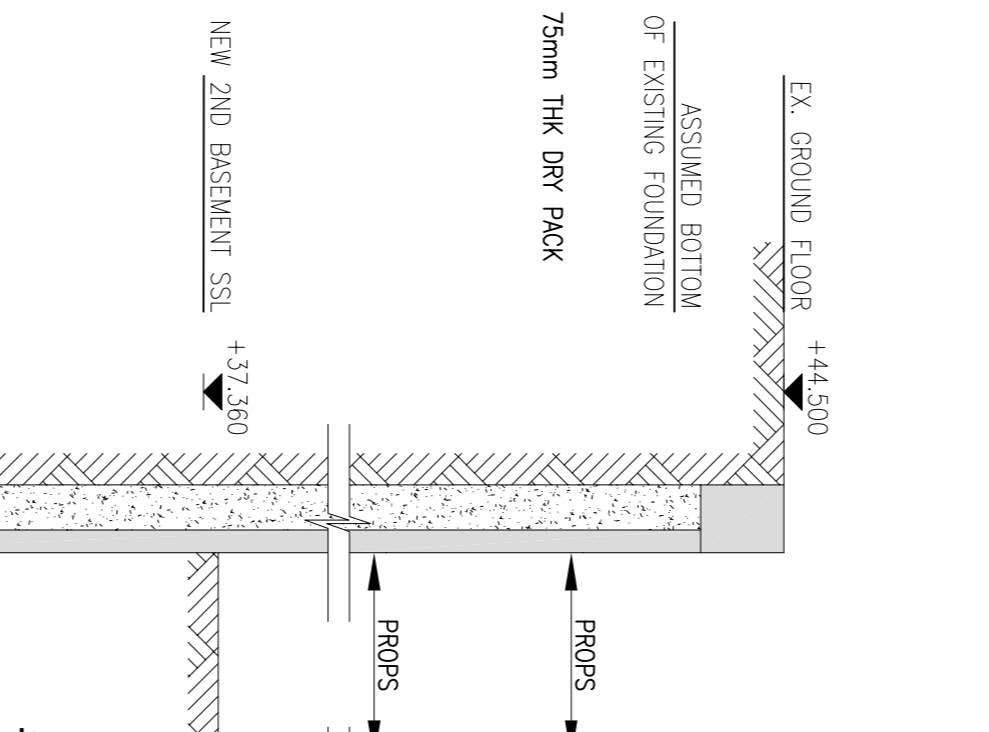
UNDERPINNING TYPE A
TYPICAL SECTION 1-1



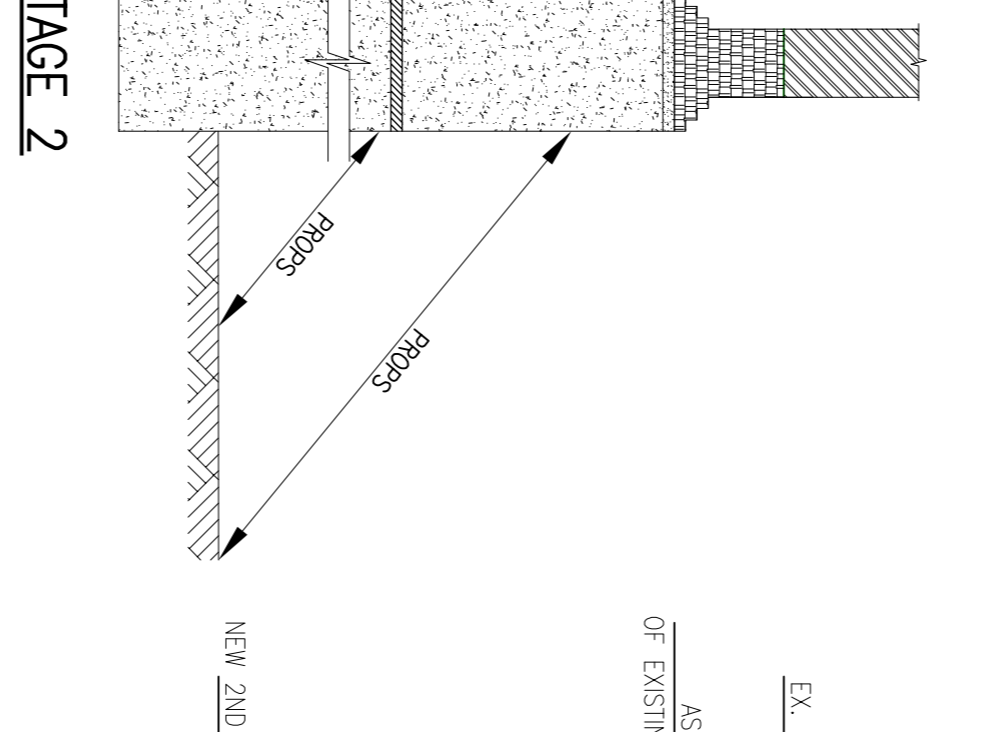
UNDERPINNING TYPE C
TYPICAL SECTION 3-3



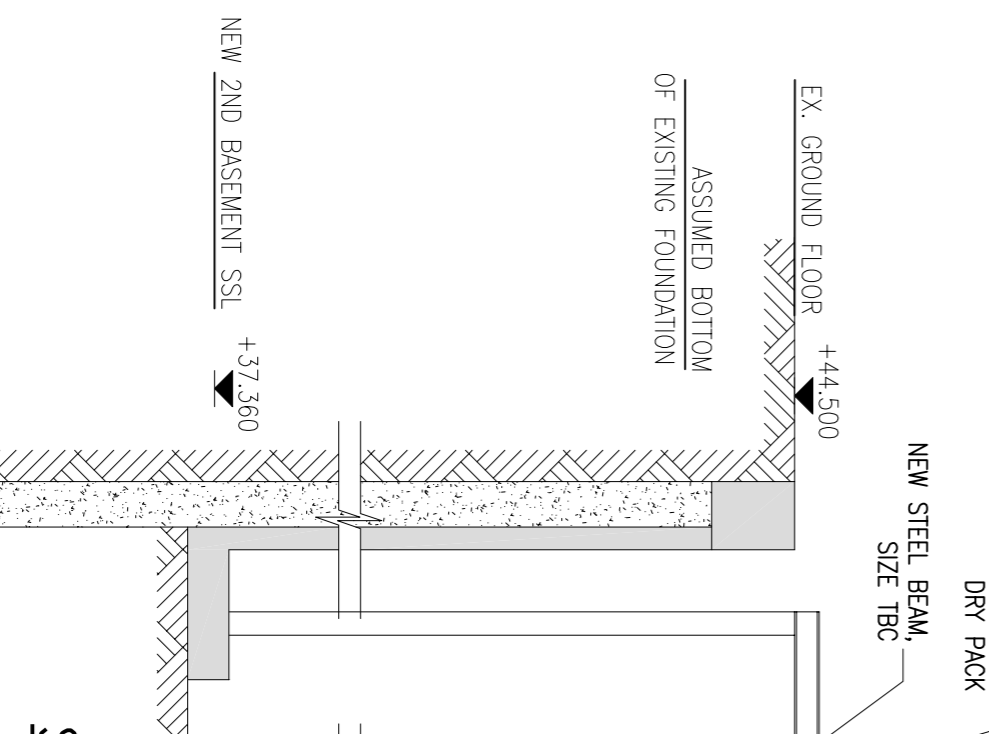
STAGE 1



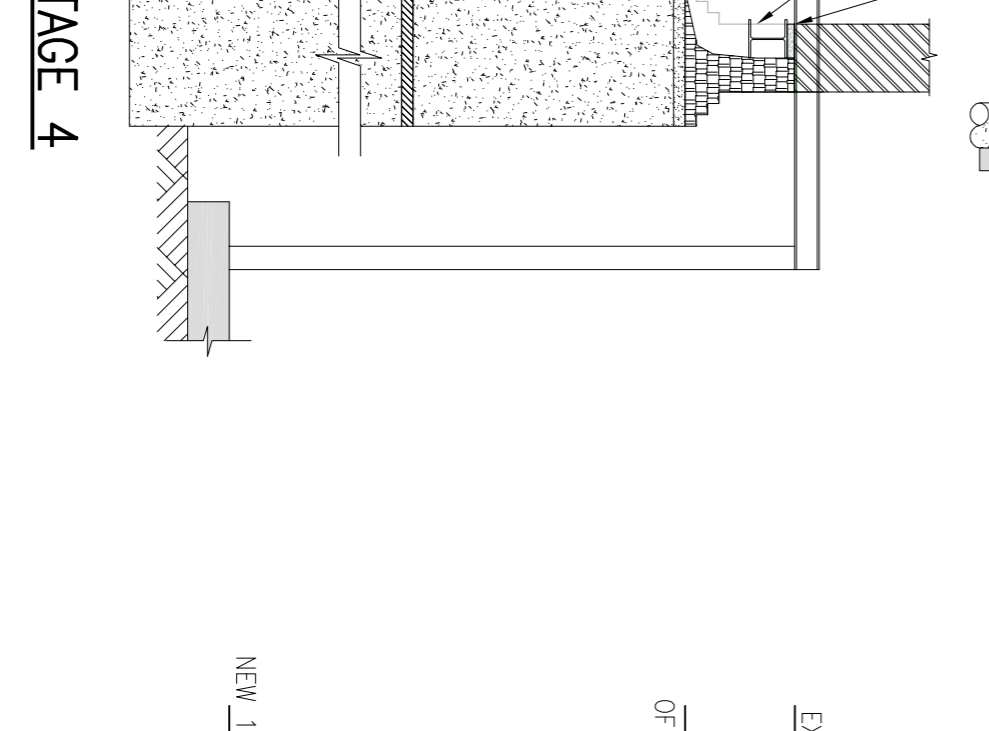
STAGE 2



STAGE 3



STAGE 4



STAGE 5

- UNDERPINNING NOTES**
1. CONCRETE MIX TO BE C32/40 CONCRETE.
 2. DRY PACK TO BE 1:1 SHARP SAND TO CEMENT WITH COMBEX OR SIMILAR NON-SHRINK ADDITIVE.
 3. UNDERPINS ARE TO BE CARRIED OUT IN SEQUENCE SO THAT NO MORE THAN 20% OF THE WALL LENGTH IS UNDERPINNED AT ANY ONE TIME.
 4. MAXIMUM LENGTH OF ANY UNDERPIN IS TO BE 1000mm.
 5. THE CONTRACTOR IS TO PROVIDE ALL NECESSARY LATERAL PROPPING/SUPPORT OR GRANULAR/CONCRETE BACKFILLING TO BE UNDERPINNED/MAINTAINED TO THE STABILITY OF THE EXCAVATION AND PINS BOTH BEFORE TEMPORARY AND PERMANENT CONDITIONS.
 6. THE UNDERSIDE OF THE EXISTING FOOTINGS TO BE CLEANED OF ALL LOOSE MATERIAL PRIOR TO STARTING THE DRYPACKING.
 7. THE CONTRACTOR IS TO PREPARE HIS OWN SEQUENCE OF CONSTRUCTION IF DIFFERENT FROM THAT NOTED ON DRAWINGS.
 8. IF ANY DRAINS OR SERVICES ARE EXPOSED THEY ARE TO BE ADEQUATELY SUPPORTED OR REPLACED IF DAMAGED DURING THE WORKS.
 9. GRANULAR BACKFILLING TO BE CAREFULLY PLACED AND COMPACTED IN 300mm LAYERS.
 10. ALL UNDERPINS ARE TO INCORPORATE SHEAR KEYS AND DOWELS AS NECESSARY BETWEEN ADJACENT PINS.
 11. WATER BARS ARE TO BE USED AT ALL CONSTRUCTION JOINTS. CONTRACTOR TO SUBMIT HIS PROPOSALS FOR THE LOCATION OF ANTICIPATED CONSTRUCTION JOINTS. TREATMENT OF JOINTS TO BE IN ACCORDANCE WITH THE SPECIFICATION.

Do not scale from this drawing.

SAFETY HEALTH AND ENVIRONMENTAL INFORMATION

IN ADDITION TO THE HAZARD/RISKS NORMALLY ASSOCIATED WITH THE TYPES OF WORK DETAILED ON THIS DRAWING, NOTE THE FOLLOWING RISKS AND INFORMATION.

RISKS LISTED HERE ARE NOT EXHAUSTIVE. REFER TO DESIGN ASSESSMENT FORM NO.

CONSTRUCTION

NO SIGNIFICANT RESIDUAL HAZARDS BEYOND THOSE KNOWN TO A COMPETENT CONTRACTOR.

DEMOLITION

NO SIGNIFICANT RESIDUAL HAZARDS BEYOND THOSE KNOWN TO A COMPETENT CONTRACTOR.

FOR INFORMATION RELATING TO USE, CLEANING AND MAINTENANCE SEE THE HEALTH AND SAFETY FILE.

IT IS ASSUMED THAT ALL WORKS WILL BE CARRIED OUT BY A COMPETENT CONTRACTOR WORKING, WHERE APPROPRIATE, TO AN APPROVED METHOD STATEMENT.

1. ALL DIMENSIONS ARE IN MILLIMETERS(mm).

2. THIS DRAWING TO BE READ IN CONJUNCTION WITH ALL OTHER RELEVANT ENGINEER'S AND ARCHITECT'S DRAWINGS AND SPECIFICATIONS.

Rev.	Date	Description	Drawn	Check	App'd

Project Title: **50 AVENUE ROAD**

Drawing Title: **ASSUMED UNDERPINNING LAYOUT**

Scale at A1:	Status:
1:100	PRELIMINARY
Drawn:	Checked:
MB	NMKS
Date:	Date:
02 FEB 17	02 FEB 17
Drawing No.:	Revision:
117121_001	P1

FAIRHURST

135 Park Street
LONDON
SE1 9SA
Tel: 020 7828 8205
Fax: 094 4381 4412
Fairhurst.co.uk

metropolis