


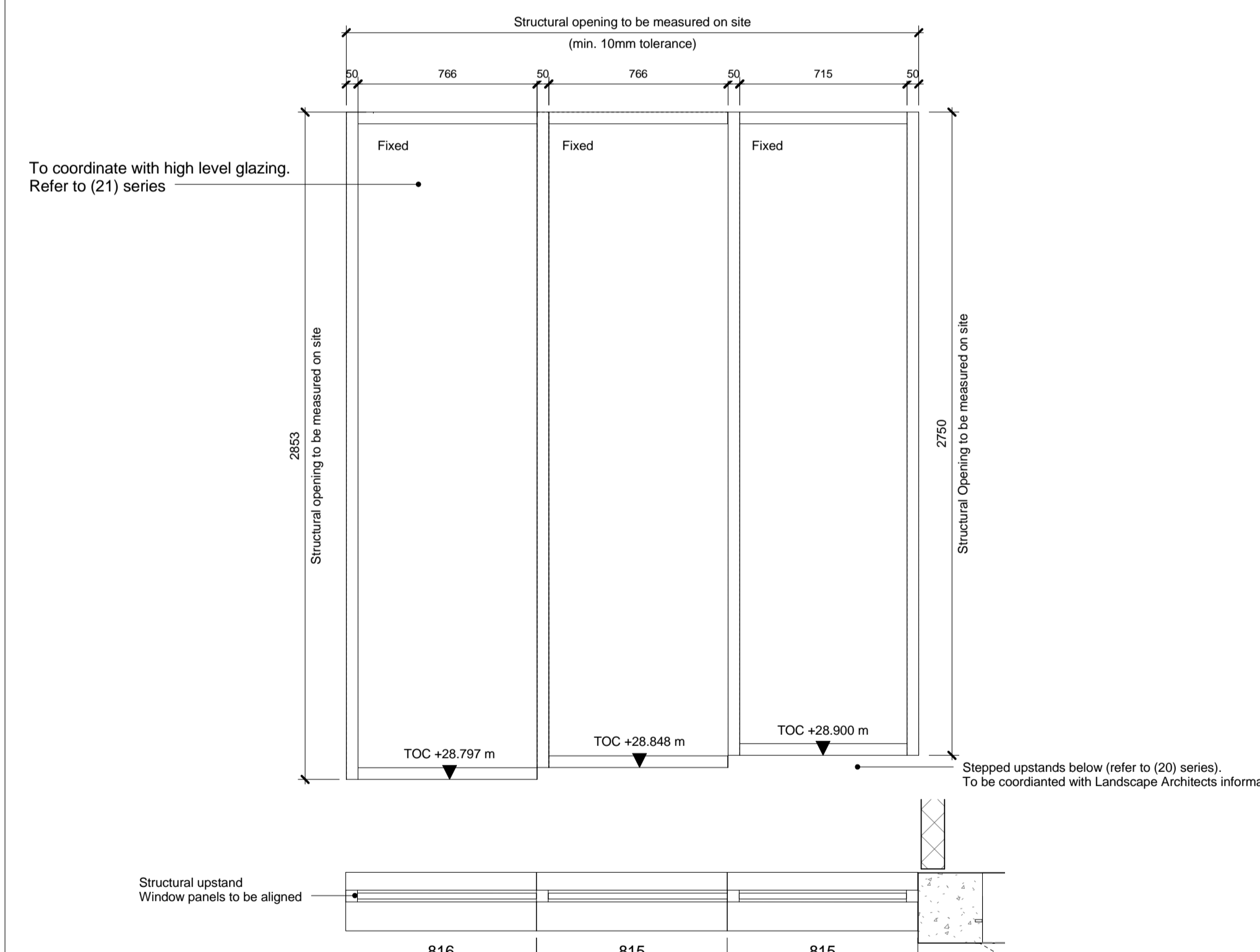
WINDOW LOCATED IN STAIR 02 LOBBY (BASEMENT & LOWER GROUND FLOOR)

WINDOW TYPE	W-09
WINDOW NUMBER	WB.01, WLG.01
FINISH	Double glazing, pressed metal cill, galvanised and painted frame
PERFORMANCE REQUIREMENTS	60min Fire Resistance



WINDOW LOCATED ON UPPER GROUND FLOOR ADJACENT TO STAIR 04

WINDOW TYPE	W-10
WINDOW NUMBER	WUG.10, WUG.11, W2.05
FINISH	Double Glazing, pressed metal cill, galvanised & painted frame
PERFORMANCE REQUIREMENTS	30min Fire Resistance



WINDOW LOCATED ON LOWER GROUND ADJACENT TO STAIR 04

WINDOW TYPE	W-11
WINDOW NUMBER	WLG.09
FINISH	Double Glazing, pressed metal cill, galvanised & painted frame
PERFORMANCE REQUIREMENTS	-

**NOTES**

WT1 Window Type  
W2.01 Window Number

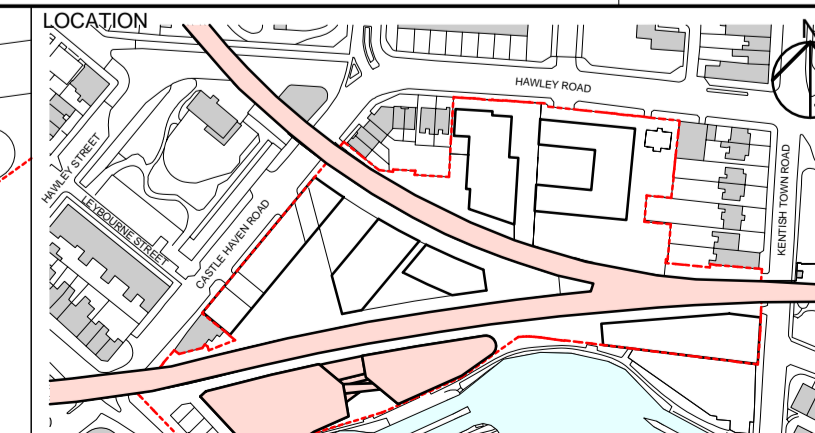
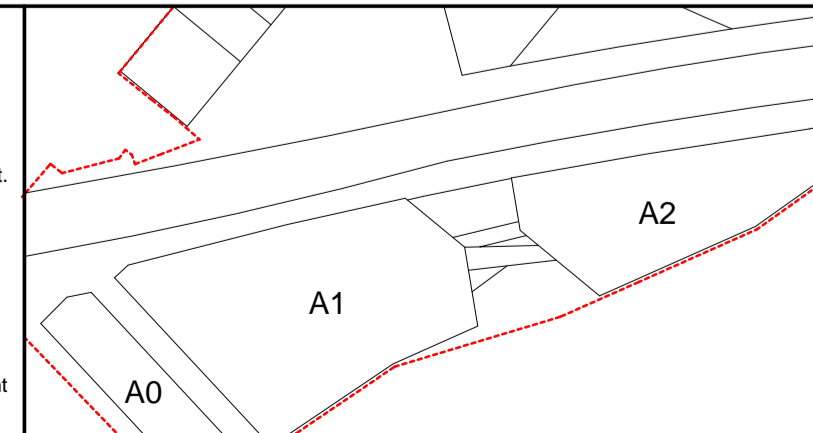
1. Refer to AX\_(31)\_1010 for replacement windows  
2. All window openings to be site measured individually prior to manufacture & installation  
3. All dimensions are normal. Final dimensions of frames to be agreed and coordinated with the design team prior to fabrication  
4. Refer to 21 and 27 series for W-06, W-07 & W-08

REV	DATE	DESCRIPTION
C01	07/10/16	For Construction
F01	22/07/16	Stage F - For Coordination
F02	23/09/16	Stage F - For Coordination

CONSULTANTS	
CLIENT:	Stanley Sidings
CONTRACTOR:	Mace Group
STRUCTURAL ENGINEER:	Walsh Group
MECHANICAL ENGINEER:	AECOM
COST CONSULTANT:	Gardiner & Theobald
PROJECT MANAGER:	Gardiner & Theobald
ACOUSTIC CONSULTANT:	Arup
TRANSPORT CONSULTANT:	Arup
PLANNING CONSULTANT:	Gerald Eve
LANDSCAPE ARCHITECT:	Fabrik
CDM CO-ORDINATOR:	Gardiner & Theobald

**NOTE**

1. Do not scale from this drawing.  
2. All dimensions to be checked on site by the contractor and such dimensions to be his responsibility.  
3. Report all drawing errors, omissions and discrepancies to the architect.  
4. This document may be issued in an uncontrolled CAD format to enable others to use it as background information to make alterations and/or additions. In that instance the file will be accompanied by a PDF version. It is for those making such alterations and additions to ensure that they make use of current background information.  
AHMM Ltd accepts no liability for any such alterations or additions to the background information or arising out of changes to background information which occur prior to alterations of additions being made.



**ALFORD HALL MONAGHAN MORRIS**  
ARCHITECTS Ltd  
5-23 OLD STREET, LONDON, EC1V 9HL  
TEL 020 7251 5261 FAX 020 7251 5123 WEB WWW.AHMM.CO.UK

job title  
**CAMDEN LOCK VILLAGE**  
drawing title / location  
**New Window Matrix 2**

drawn by	checked	scale	status
MP	FG	1 : 20 @ A1	For Construction
project	zone	CI/SIB drawing no.	revision
14045	AX_(31)_ 1001		C01