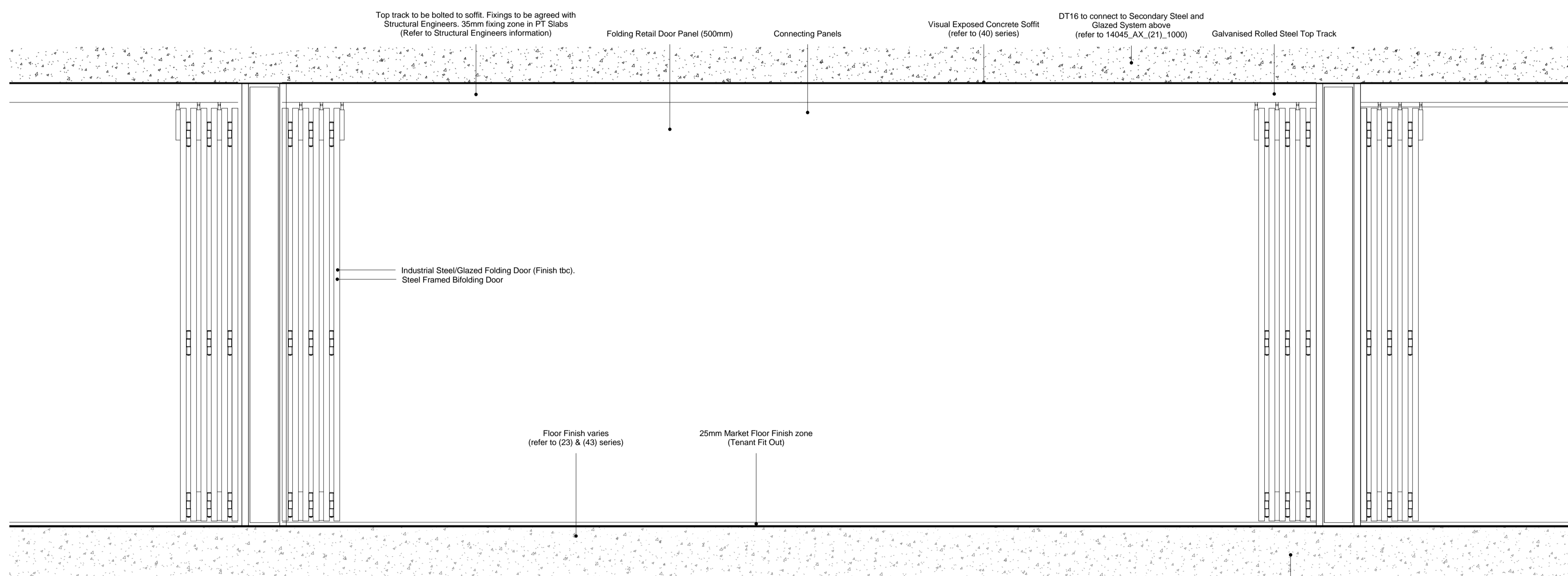
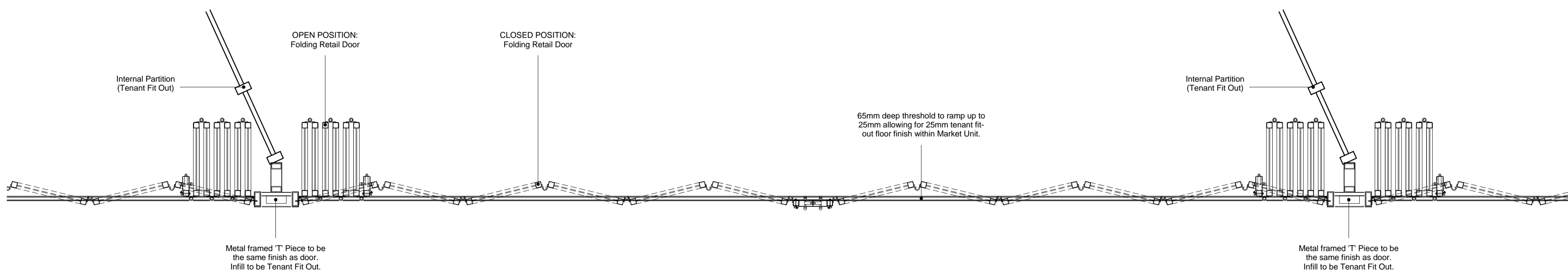


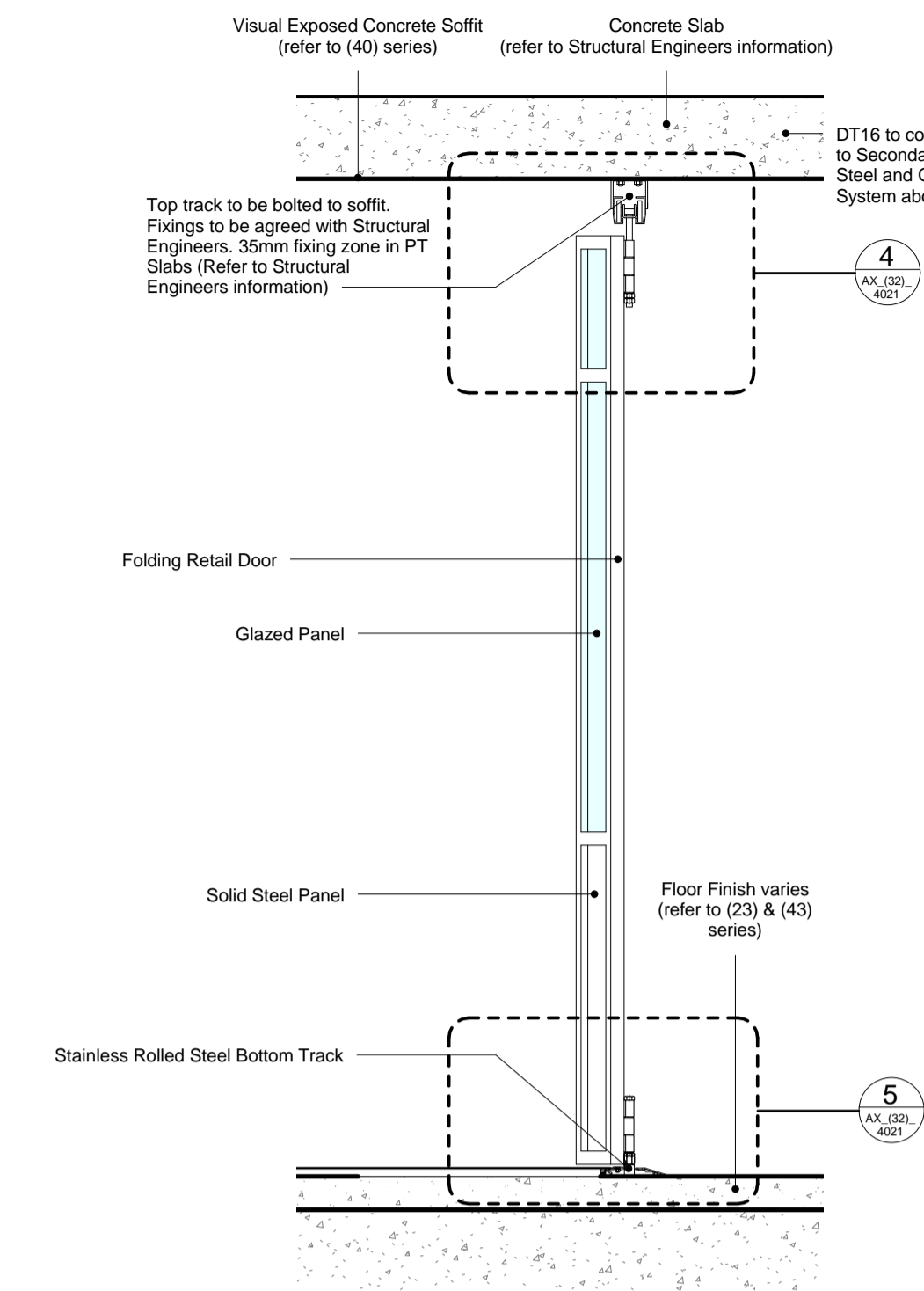
1 Elevation_External Folding Doors Closed



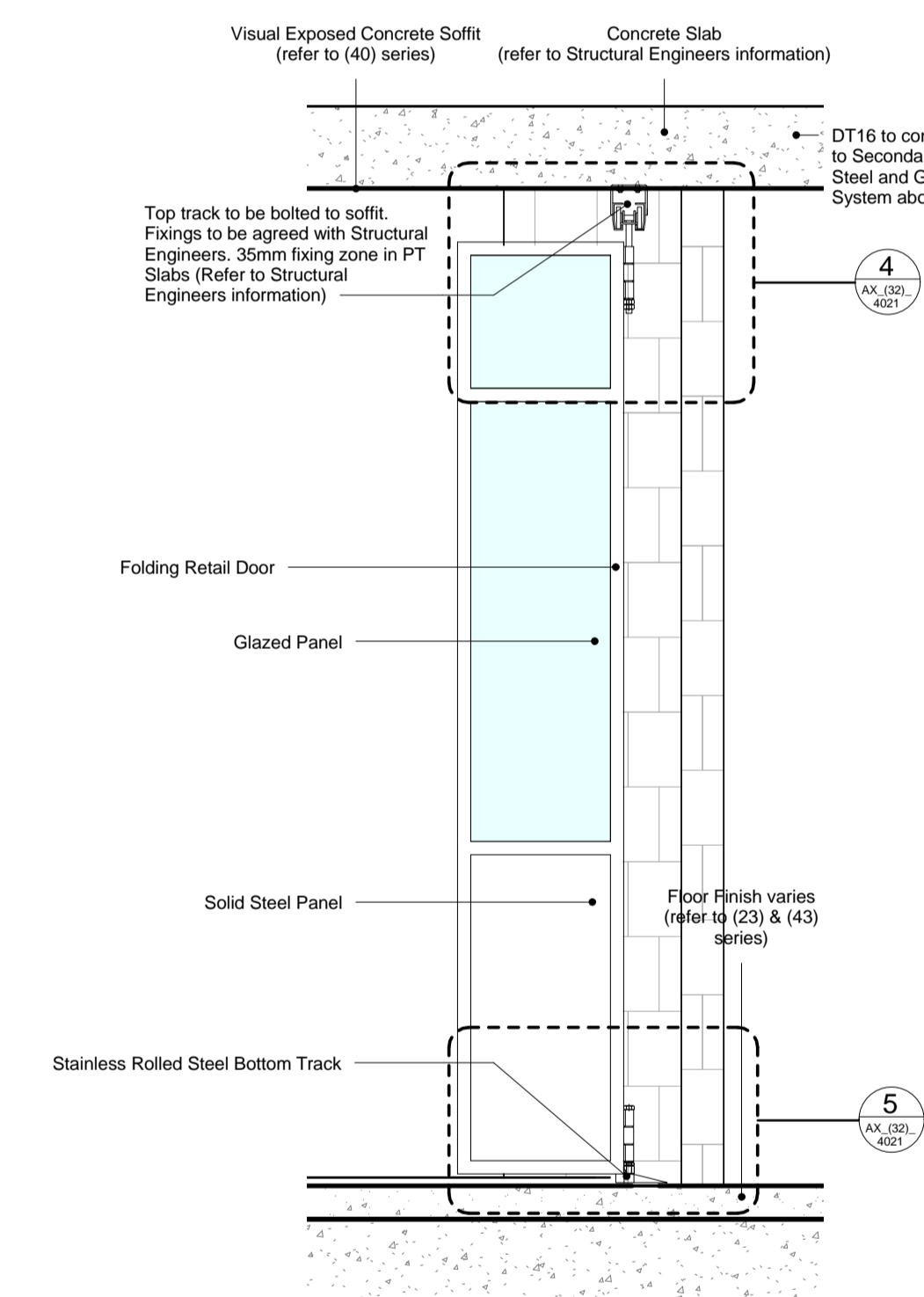
2 Elevation_External Folding Doors Open



5 External Folding Doors Plan



3 Section_External Folding Doors Closed



4 Section_External Folding Doors Open

KEY

For other elements refer to individual drawing series:

- (19) Waterproofing
- (20) Slab Edge
- (21) Facade
- (22) Internal walls
- (23) Floors
- (31) Windows
- (32) Doors
- (33) Soffits / Ceilings
- (40) Visual concrete
- (42) Internal Wall finishes
- (43) Floor finishes
- (45) Soffits / Ceilings Finishes

Landscape Information taken from Drawing D1907 L-210 Lower Ground Floor - Hard & Soft Landscape General Arrangement by Fabrik, Revision O, dated 11.12.15

For dimensions and performance requirements of the doors refer to Door Schedule AX_(32)_0014, 0016 and 0018.

Client to confirm Master Key Suite Strategy.

For locations of DT15, DT16 and DT19 refer to Door Scope Plans 14045_AX_(32)_1191, 1192 and 1201.

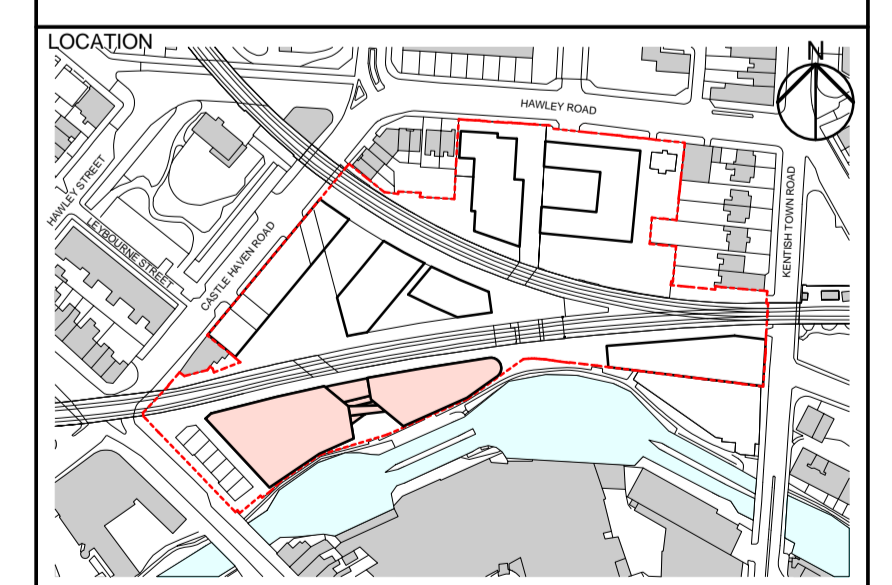
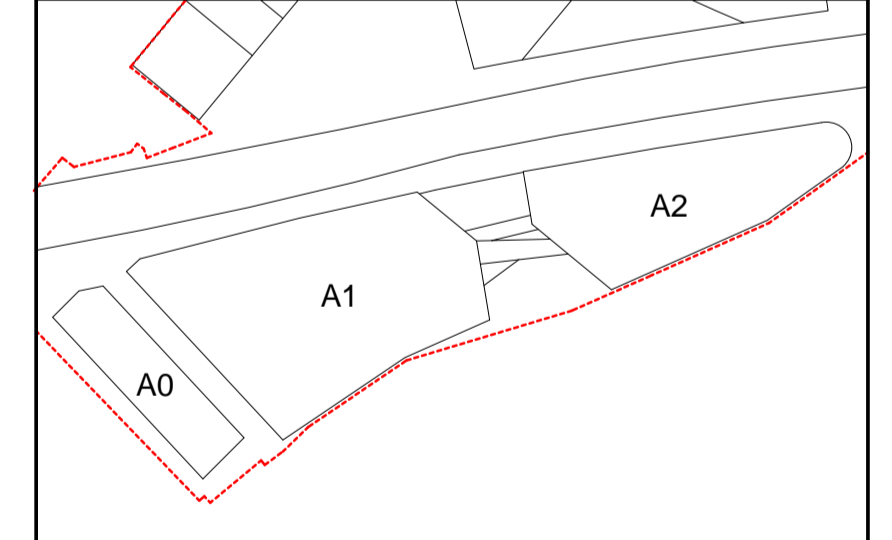
C01	28/10/16	For Construction	F02	23/09/16	Stage F - For Coordination
REV	DATE	DESCRIPTION	F01	29/07/16	Stage F - For Coordination

CONSULTANTS	
CLIENT:	Stanley Sidings
CONTRACTOR:	Mace Group
STRUCTURAL ENGINEER:	Walsh Group
MECHANICAL ENGINEER:	AECOM
COST CONSULTANT:	Gardiner & Theobald
PROJECT MANAGER:	Gardiner & Theobald
ACOUSTIC CONSULTANT:	Arup
TRANSPORT CONSULTANT:	Arup
PLANNING CONSULTANT:	Gerald Eve
LANDSCAPE ARCHITECT:	Fabrik
CDM CO-ORDINATOR:	Gardiner & Theobald

NOTE

1. Do not scale from this drawing.
2. All dimensions to be checked on site by the contractor and such dimensions to be his responsibility.
3. Report all drawing errors, omissions and discrepancies to the architect.
4. This document may be issued in an uncontrolled CAD format to enable others to use it as background information to make alterations and/or additions. In that instance the file will be accompanied by a PDF version. It is for those making such alterations and additions to ensure that they make use of current background information.
5. AHMM Ltd accepts no liability for any such alterations or additions to the background information or arising out of changes to background information which occur prior to alterations of additions being made.

REFER TO TECHNICAL REFERENCE SHEET FOR SPECIFICATION CLAUSES
DOCUMENT REFERENCE: 14045_A_TRS



ALLFORD HALL MONAGHAN MORRIS

ARCHITECTS Ltd
6-23 OLD STREET, LONDON, EC1V 9HL
TEL 020 7251 5261 FAX 020 7251 5123 WEB WWW.AHMM.CO.UK

job title
CAMDEN LOCK VILLAGE

drawing title / location
External Sliding Folding Door Layout (DT15, DT16 & DT19)

drawn by	checked	scale	status
MP	FG	1 : 20 @ A1	For Construction
project	drawing no.	revision	
14045	AX_(32)_ 4011	C01	