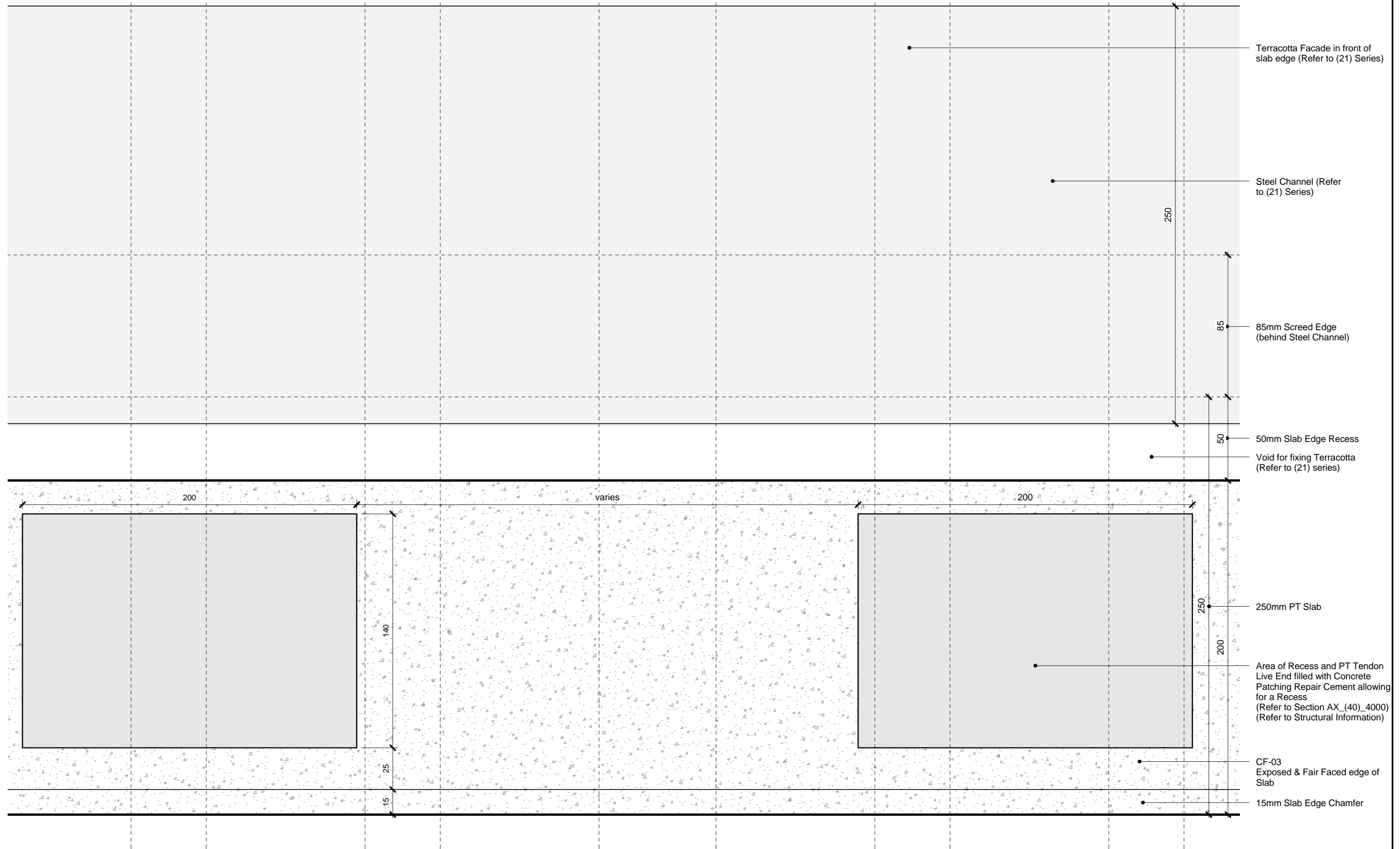
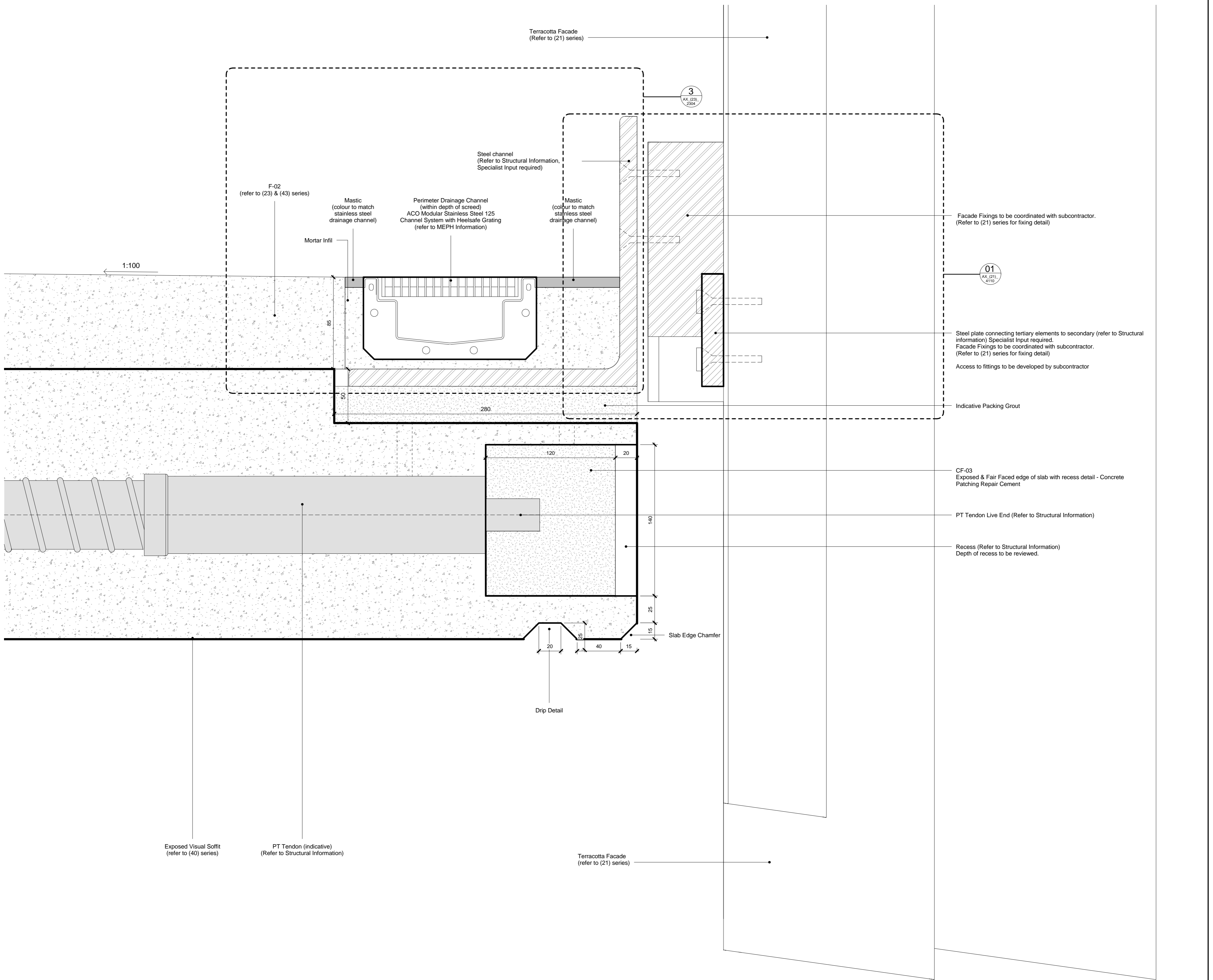




PHOTO: Heathrow PT Slab Edge Detail with Concrete Patching Repair Cement detail.



2 Typical Slab Edge Elevation



1 Typical Slab Edge Section

REFER TO TECHNICAL REFERENCE SHEET FOR SPECIFICATION CLAUSES  
DOCUMENT REFERENCE: 14045\_A\_TRS

REFER TO VISUAL CONCRETE REPORT  
DOCUMENT REFERENCE: 14045\_A\_RP001

For Slab Setting Out refer to (20) series.  
For Internal Wall details refer to (22) series.  
For Doors refer to (32) series.  
For Concrete refer to (40) series.  
For Lifts refer to (60) series.  
For Wall types refer to (42) series.  
For Roof refer to (27) series.  
For louvres requirements, location of call out points refer to M&E information.

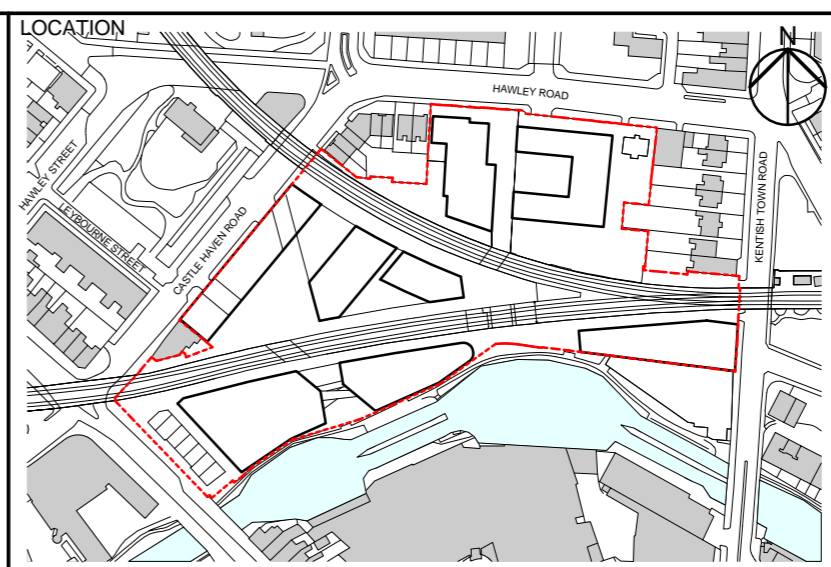
CONCRETE TOLERANCE AND CONSTRUCTION METHOD TO BE CONFIRMED BY SUBCONTRACTOR

PT Details to be specified by Structural Engineer.  
Refer to Structural Information.

| REV | DATE     | DESCRIPTION      | F01 | F02 | 17/06/16 | 02/09/16 | For Coordination | For Coordination |
|-----|----------|------------------|-----|-----|----------|----------|------------------|------------------|
| Q01 | 21/10/16 | For Construction |     |     |          |          |                  |                  |
| Q02 | 11/11/16 | For Construction |     |     |          |          |                  |                  |

| CONSULTANTS           |                     |
|-----------------------|---------------------|
| CLIENT:               | Stanley Sidings     |
| CONTRACTOR:           | Mace Group          |
| STRUCTURAL ENGINEER:  | Walsh Group         |
| MECHANICAL ENGINEER:  | AECOM               |
| COST CONSULTANT:      | Gardiner & Theobald |
| PROJECT MANAGER:      | Gardiner & Theobald |
| ACOUSTIC CONSULTANT:  | Anup                |
| TRANSPORT CONSULTANT: | Anup                |
| PLANNING CONSULTANT:  | Gerald Eve          |
| LANDSCAPE ARCHITECT:  | Fabrik              |
| CDM CO-ORDINATOR:     | Gardiner & Theobald |

NOTE  
1. Do not scale from this drawing.  
2. All dimensions to be checked on site by the contractor and such dimensions to be his responsibility.  
3. Report all drawing errors, omissions and discrepancies to the architect.  
4. This document may be issued in an uncontrolled CAD format to enable others to use it as background information to make alterations and/or additions. In that instance the file will be accompanied by a PDF version. It is for those making such alterations and additions to ensure that they make use of current background information.  
AHMM Ltd accepts no liability for any such alterations or additions to the background information or arising out of changes to background information which occur prior to alterations of additions being made.



**ALLFORD HALL MONAGHAN MORRIS**  
ARCHITECTS Ltd  
5-23 OLD STREET, LONDON, EC1V 9HL  
TEL 020 7251 5261 FAX 020 7251 5123 WEB WWW.AHMM.CO.UK

job title  
**CAMDEN LOCK VILLAGE**  
drawing title / location  
**Typical Slab Edge Details**

|          |         |          |                  |
|----------|---------|----------|------------------|
| drawn by | checked | scale    | status           |
| MP       | AH      | 1:2 @ A1 | For Construction |

|         |          |       |                |          |
|---------|----------|-------|----------------|----------|
| project | building | class | drawing number | revision |
| 14045   | AX_(40)_ | 4000  |                | C02      |