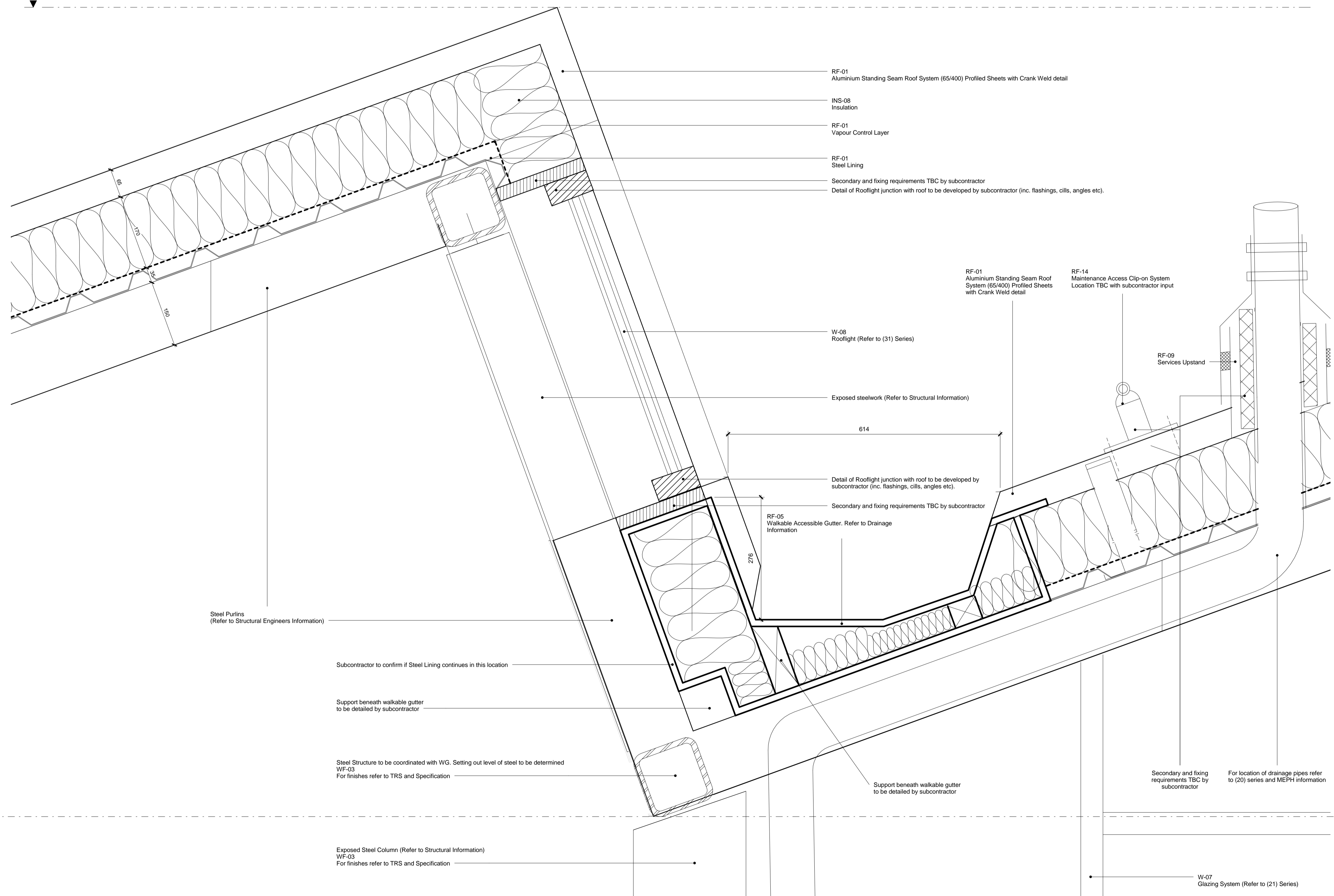


A1 Level T.O.R  
FFL +45.250



A1 Level B.O.R  
FFL +43.425

**KEY**

Roof Pitch to be agreed and coordinated with Structural Engineer and Design Team. Setting Out of roof and all associated elements to be agreed and coordinated with the Design Team.

Refer to (31) Series for Roof Light Schedule.

Any tenant fit out elements which require ducting through the roof must be agreed with roof Manufacturer and coordinated with the Roof Plant and roof openings.

Location of rooflights to be coordinated with roof plant.

Location of services penetrations to be coordinated with roof and roof plant (refer to MEP information).

Refer to RP002 for Access and Maintenance principles.

External Lighting to be coordinated.

Location of CCTV to be coordinated in Stage F. Refer to MFD Layouts for scope. CCTV bracketry to be secret fixed through soffit. Finish bracketry to match soffit finish.

Refer to (36) series for U-Value Requirements.

All secondary & fixing requirements TBC by subcontractor design.

MEPH Services removed as part of VE agreement.  
MEPH Services to be agreed and as part of Future Fit Out works.

REV	DATE	DESCRIPTION	F01	F02	F03
C01	18/11/16	For Construction			
			F01	30/09/16	For Coordination
			F02	22/07/16	For Coordination
			F03	17/06/16	For Coordination

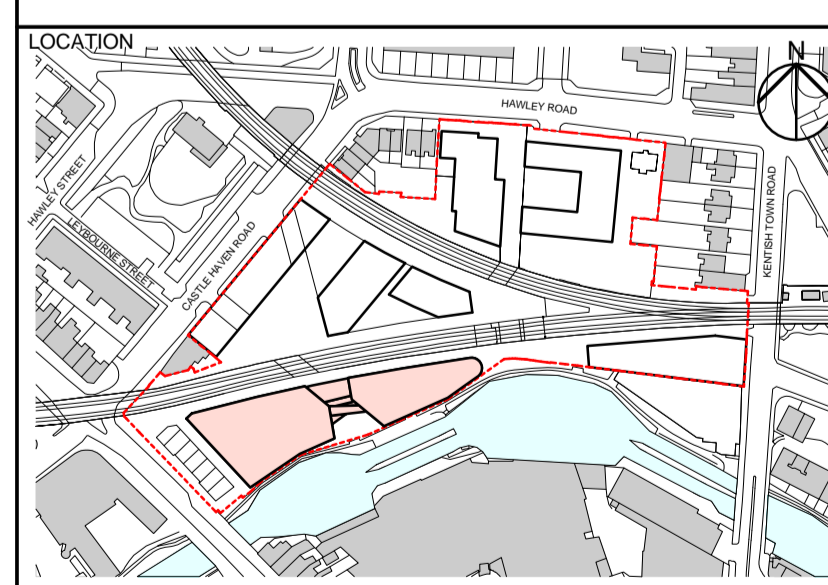
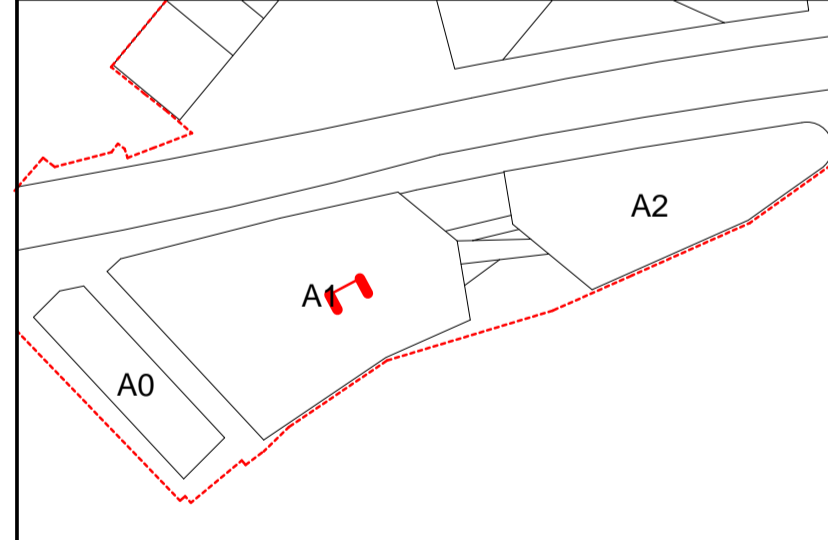
**CONSULTANTS**

CLIENT:	Stanley Sidings
CONTRACTOR:	Mace Group
STRUCTURAL ENGINEER:	Walsh Group
MECHANICAL ENGINEER:	AECOM
COST MANAGER:	Gardiner & Theobald
PROJECT MANAGER:	Gardiner & Theobald
ACOUSTIC CONSULTANT:	Arup
TRANSPORT CONSULTANT:	Arup
PLANNING CONSULTANT:	Gerald Eve
LANDSCAPE ARCHITECT:	Fabrik
CDM CO-ORDINATOR:	Gardiner & Theobald

**NOTE**

- Do not scale from this drawing.
- All dimensions to be checked on site by the contractor and such dimensions to be his responsibility. Report all drawing errors, omissions and discrepancies to the architect.
- This document may be issued in an uncontrolled CAD format to enable others to use it as background information to make alterations and/or additions. In that instance the file will be accompanied by a PDF version. It is for those making such alterations and additions to ensure that they make use of current background information.
- AHMM Ltd accepts no liability for any such alterations or additions to the background information or arising out of changes to background information which occur prior to alterations or additions being made.

REFER TO TECHNICAL REFERENCE SHEET FOR SPECIFICATION CLAUSES  
DOCUMENT REFERENCE: 14045 A TRS



**ALFORD HALL MONAGHAN MORRIS**  
ARCHITECTS Ltd  
5-23 OLD STREET, LONDON, EC1V 9HL  
TEL 020 7251 5261 FAX 020 7251 5123 WEB WWW.AHMM.CO.UK

job title  
**CAMDEN LOCK VILLAGE**  
drawing title / location  
**Roof Detail Section**

drawn by	checked	scale	status
FG	AH	1 : 5 @ A1	For Construction
project	drawing no.	revision	
14045	AX_(27)_ 5010		C01