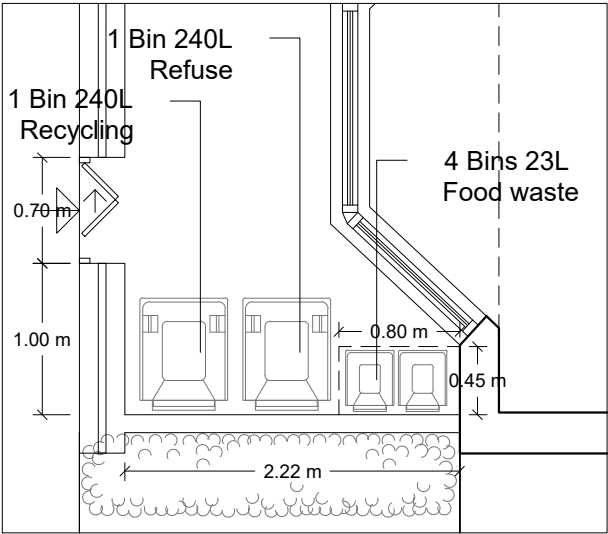
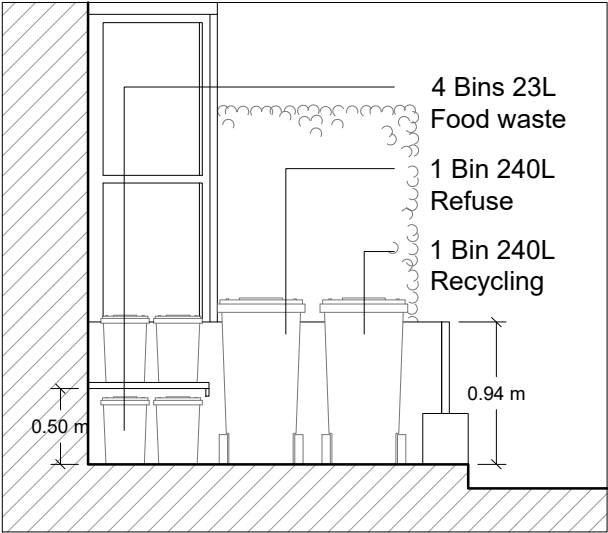


REFUSE BINS



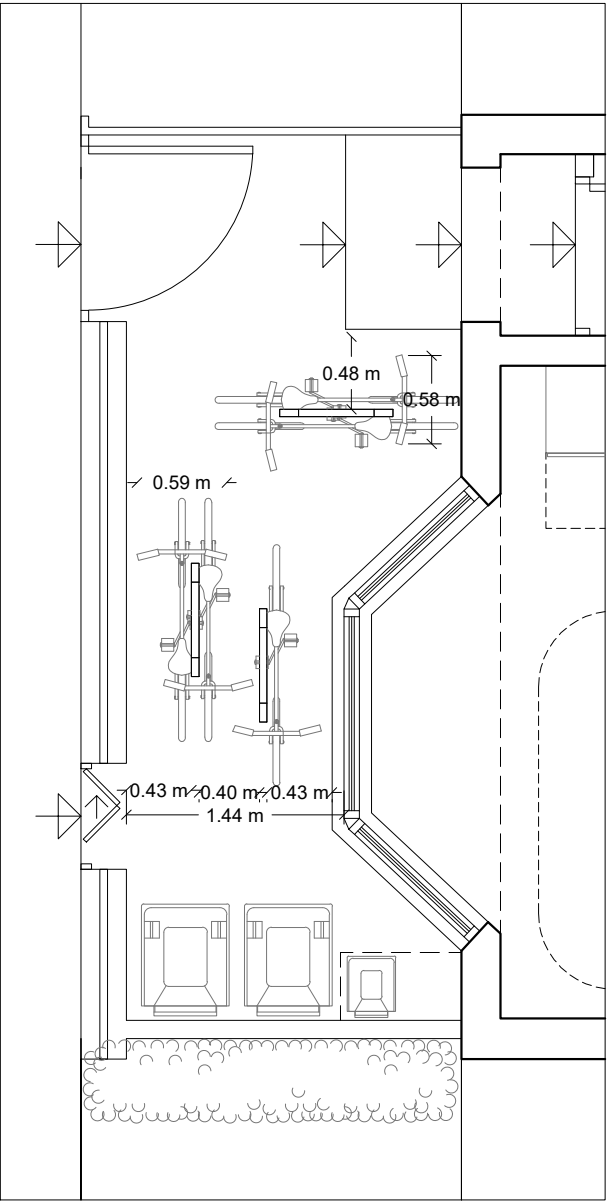
Refuse Bins  
Ground Floor



Refuse Bins  
Side Elevation

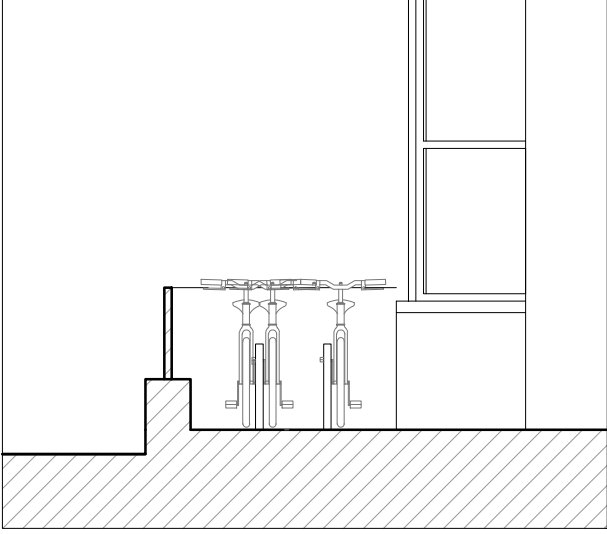
211 SUMATRA ROAD, Refuse Area		
Typology	Number of bins	Sufficient for approx.
240L recycling	1	6 dwellings or fewer
23L food waste	4	3 flats
240L refuse	1	6 dwellings or fewer

CYCLE STORAGE

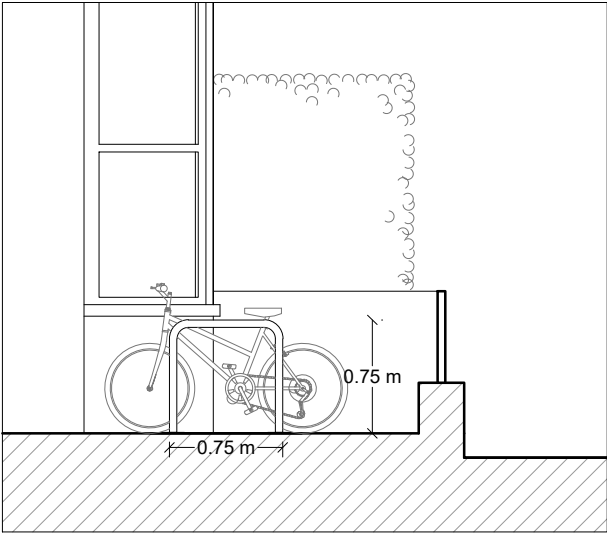


Cycle Parking  
Ground Floor Plan


211 SUMATRA ROAD, Cycle Spaces			
Typology	n. Flat	Coefficient	n. Cycle Space
1 Bedroom Flat	1	1.00	1.00
2 Bedroom Flat	2	2.00	4.00
Total			5.00



Cycle Parking Front Elevation



Cycle Parking Side Elevation



**Dimensions** Written dimensions to be taken in preference to scaled dimensions. The Contractor is responsible for checking all dimensions before work starts.

**Local Authority** All work is to be carried out to the requirements, and to the satisfaction of the Local Authority. These drawings are for planning purposes only.

**Discrepancies** Any discrepancies to be brought to the attention of Drawing And Planning Ltd. Immediately.

REVISIONS

REV	DATE	DESCRIPTION	BY	CH
A	01/17	-Cycle parking revision	VL	
B	02/17	-Amendment to the cycle area	MP	

**PROJECT TITLE**  
211 Sumatra Road

**DATE**  
Feb 2017

**REVISION**  
B

**DRAWING TITLE**  
Proposed- Bins & Cycle Storage

**CLIENT**  
Magnet Investments Ltd.

**DRAWING No.**  
SMTRR-BC401

**SCALE @ A3**  
1:100

