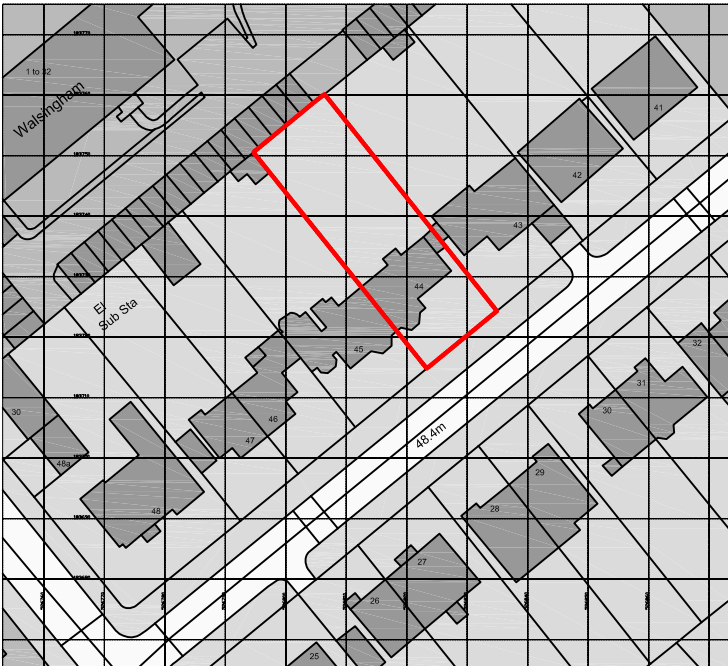


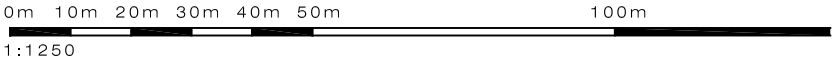
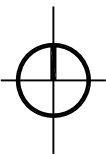
01 Location Plan

scale: 1:1250

14_09



Ordnance Survey, (c) Crown Copyright 2014. All rights reserved. Licence number 100022432



PLEASE NOTE:

1. All dimensions to be checked on site before fabrication.

2. Contractor to refer to engineers drawings before proceeding with works.

3. All drawings and designs are covered by design right (intellectual property), and may not be distributed, copied or issue without written permission of the architect.

4. All design concepts are the sole property of the architect and no adaptations, reproductions or copies may be made without written permission of the architect.
5. These drawings are subject to any variation required or recommendation by any statutory authority, or for the better carrying out of the works.

6. Samples to be provided by contractor for the architect approval.

7. All finishes to architect satisfaction.

8. All drawings to be approved by the architect before construction.

ADDITIONAL NOTES:

Rev	Issued for	Date	By	Issued	Rev	Issued for	Date	By	Issued

© copyright Schneider Designers 2009

Client	Project			Status			
	44 Queens Grove			Planning Application			
Architect	Title			Scale	Drawn	Issued	Date
	Location Plan			1:1250 @ A3	JL	JL	24-Dec-14
				Drawing No	APL-100		
15 Eldon Grove, London NW3 5PT Tel : +44 (0) 20 7 435 7105 architects@schneiderdesigners.co.uk www.schneiderdesigners.co.uk			Project No		Revision		
			14_09		00		