



Existing EE 1No. antenna & 1No. 300Ø dish pole mounted wall

Existing EE 1No. antenna pole mounted to wall

Existing EE RRU & B.O.B. mounted on freestanding frame

Existing EE equipment cabin on raised steel grillage

Existing 1200 freestanding handrail

Existing EE 300 wide cable tray on roof blocks



Existing EE 1No. antenna pole mounted to chimney breast

Existing EE 1No. 300Ø dish pole mounted to chimney breast

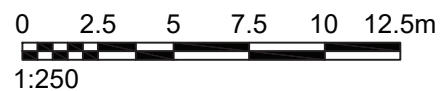
Existing EE 1No. antenna pole mounted to plant room wall

Existing Rooftop access door

Existing EE 1No. antenna pole mounted to plant room wall

Existing EE RRU & B.O.B. mounted on freestanding frame

Existing EE 1No. antenna pole mounted to plant room wall



Roof level +17.85m AGL

Roof level +20.1m AGL

NOTES:

1. ALL DIMENSIONS IN MM UNLESS OTHERWISE NOTED.
2. THIS DRAWING TO BE READ IN CONJUNCTION WITH: CAM0160A - 100 / 118

EXISTING SITE PLAN
SCALE 1:250

The drawings comply with Standard ICNIRP guidelines.
Designed in accordance with UK Broadband document: UKB_4GD_DEL_DES_MISC_001



WALDON TELECOM
PHOENIX HOUSE
PYRFORD ROAD
WEST BYFLEET
SURREY
KT14 6RA

TEL : 01932 411011
FAX : 01932 411012

ISS.	JOB No.	DESCRIPTION	Revd	Date	Appd	Date
B	CAM0160A	EXISTING SITE PLAN AND ELEVATION ADDED	GR	03/01/2017	JR	03/01/2017
A	CAM0160A	ISSUED FOR PLANNING	BP	01/07/2016	PM	01/07/2016

DRAWN	BP	CHECKED	DO	APPROVED	PM
DATE	01/07/2016	DATE	28/10/2016	DATE	28/10/2016

SITE No.	CAM0160A	SITE NAME	15-64 SIDNEY BOYD COURT
TITLE	EXISTING SITE PLAN		
ADDRESS	15-64 SIDNEY BOYD COURT WEST END LANE LONDON		
POST CODE	NW6 4QZ	DRAWING No.	CAM0160A-101
PURPOSE OF ISSUE:	CONSTRUCTION		ISSUE B





- Existing EE 1No. antenna & 1No. 300Ø dish pole mounted wall
- Existing EE 1No. antenna pole mounted to wall
- Existing EE RRU & B.O.B. mounted on freestanding frame
- Existing EE equipment cabin on raised steel grillage
- Existing 1200 freestanding handrail

Proposed UK Broadband 1No. antenna C1 on MAFI 4601 freestanding support, 1No. 300Ø dish D-3-3 on MAFI 3263 offset brackets fixed to support pole & 1No. RRU fixed to support pole below antenna.

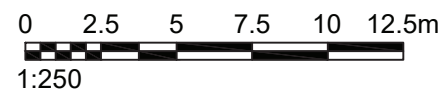
Existing EE 300 wide cable tray on roof blocks

Proposed UK Broadband 100 wide cable tray on roof blocks

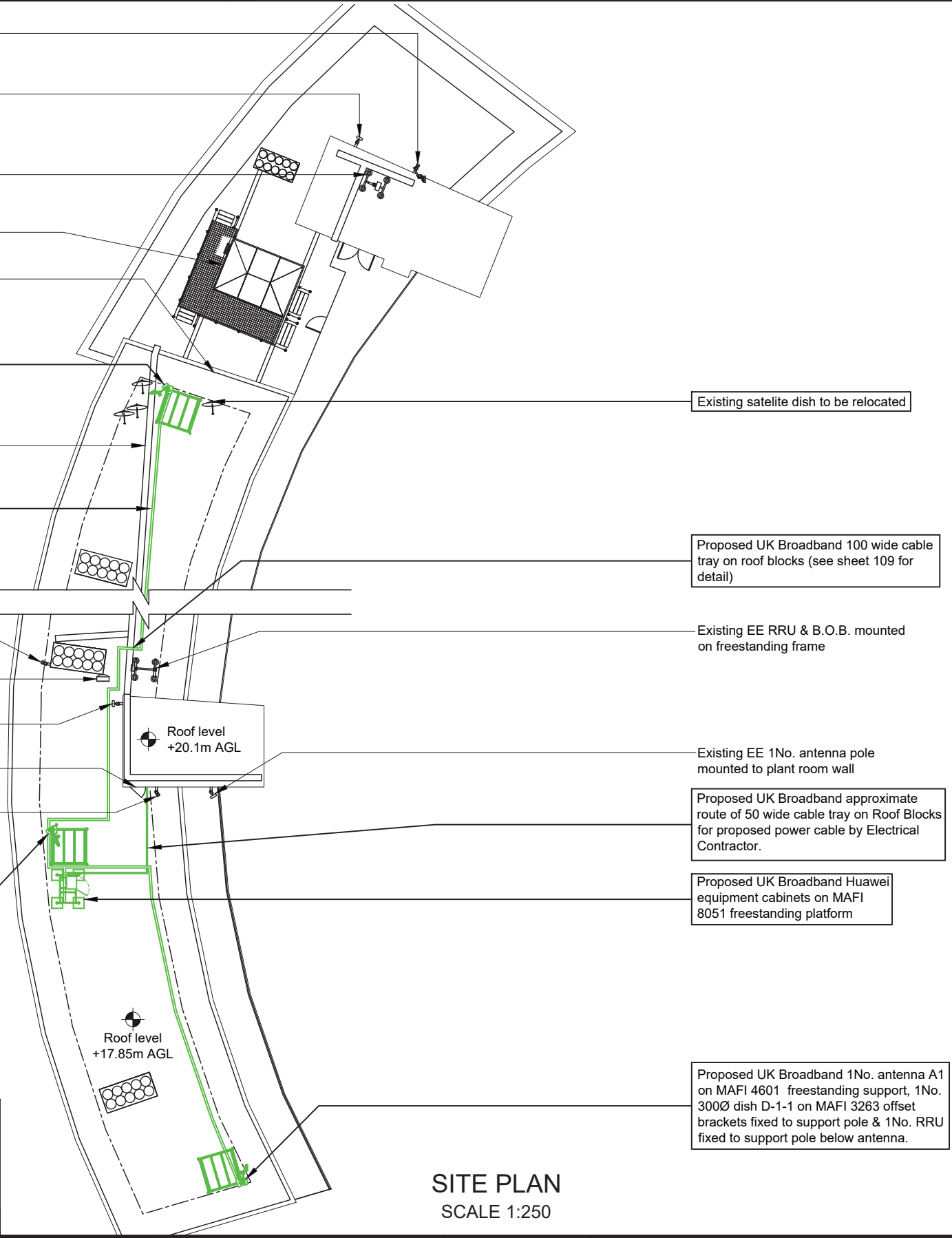


- Existing EE 1No. antenna pole mounted to chimney breast
- Existing EE 1No. 300Ø dish pole mounted to chimney breast
- Existing EE 1No. antenna pole mounted to plant room wall
- Existing Rooftop access door
- Existing EE 1No. antenna pole mounted to plant room wall

Proposed UK Broadband 1No. antenna B1 on MAFI 4601 freestanding support, 1No. 300Ø dish D-2-2 on MAFI 3263 offset brackets fixed to support pole & 1No. RRU fixed to support pole below antenna. 1No. GPS antenna fixed to support pole



NOTES:
 1. ALL DIMENSIONS IN MM UNLESS OTHERWISE NOTED.
 2. THIS DRAWING TO BE READ IN CONJUNCTION WITH: CAM0160A - 100 / 118



SITE PLAN
SCALE 1:250

EQUIPMENT SCHEDULE				
MANUFACTURER	TYPE	SIZE	COLOUR	NOTES
HUAWEI	APM30H	600x480x700	GREY	MAFI 8051 FRAME

PROPOSED ANTENNA KEY				FEEDER KEY			
ANT. REF.	ANTENNA TYPE	BEARING	HEIGHT TO TOP	TYPE	SIZE	LENGTH	No. OF FEEDERS
A1	SHENGLU SL12436	90°	20.5m	COAX	1/2"	2m	4
B1	SHENGLU SL12436	230°	20.5m	COAX	1/2"	2m	4
C1	SHENGLU SL12436	330°	21.0m	COAX	1/2"	2m	4
GPS	HUAWEI GPS	-	21.0m	COAX	RG236	7.5m	1

REMOTE HEAD SCHEDULE						
RH REF	ANTENNA REF	MANUFACTURER	TYPE	SIZE	FIXING METHOD	FIBRE/DC CABLE LENGTH
RHA1	A1	HUAWEI	3232	370x520x250	POLE MOUNTED	22.0m
RHA2	B1	HUAWEI	3232	370x520x250	POLE MOUNTED	5.5m
RHA3	C1	HUAWEI	3232	370x520x250	POLE MOUNTED	30.5m

POWER SCHEDULE				
SUPPLY STATUS	TYPE	SUPPLIER	SUPPLY TYPE	LOCATION
PROPOSED	LL	-	SP&N 16A	TANK ROOM

DISH KEY				
DISH REF	DISH DIA	BEARING	HEIGHT TO CENTER (AGL)	LINK No.
D-1-1	300Ø	TBC°	20.0m	-
D-2-2	300Ø	TBC°	20.0m	-
D-3-3	300Ø	TBC°	20.5m	-

The drawings comply with Standard ICNIRP guidelines.
 Designed in accordance with UK Broadband document: UKB_4GD_DEL_DES_MISC_001

waldon
 WALDON TELECOM
 PHOENIX HOUSE
 PYRFORD ROAD
 WEST BYFLEET
 SURREY
 KT14 6RA
 TEL : 01932 411011
 FAX : 01932 411012

ISS.	JOB No.	DESCRIPTION	Revd	Date	Appd	Date
B	CAM0160A	EXISTING SITE PLAN AND ELEVATION ADDED	GR	03/01/2017	JR	03/01/2017
A	CAM0160A	ISSUED FOR PLANNING	BP	01/07/2016	PM	01/07/2016

DRAWN	BP	CHECKED	DO	APPROVED	PM
DATE	01/07/2016	DATE	28/10/2016	DATE	28/10/2016

SCALE: **As Shown**

SITE No.	CAM0160A	SITE NAME	15-64 SIDNEY BOYD COURT
TITLE	PROPOSED SITE PLAN		
ADDRESS	15-64 SIDNEY BOYD COURT WEST END LANE LONDON		
POST CODE	NW6 4QZ	DRAWING No.	CAM0160A-102
PURPOSE OF ISSUE:	CONSTRUCTION	ISSUE	B



- Existing EE 1No. antenna pole mounted to plant room wall
- Existing EE 1No. antenna pole mounted to plant room wall
- Existing EE RRU & B.O.B. mounted on freestanding frame
- Existing EE 1No. 300Ø dish pole mounted to chimney breast
- Existing EE 1No. antenna pole mounted to chimney breast
- Existing 1200 freestanding handrail

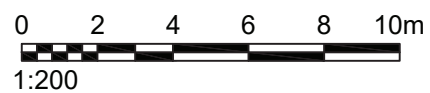
NOTES:

1. ALL DIMENSIONS IN MM UNLESS OTHERWISE NOTED.
2. THIS DRAWING TO BE READ IN CONJUNCTION WITH: CAM0160A - 100 / 118

- Existing EE 1No. antenna pole mounted to wall
- Existing EE 1No. antenna pole mounted to wall
- Existing EE RRU & B.O.B. mounted on freestanding frame
- Existing EE equipment cabin on raised steel grillage

▲ Roof Level
17.85m AGL

▼ Ground Level
0.0m AGL



SITE ELEVATION
SCALE 1:200

The drawings comply with Standard ICNIRP guidelines.
Designed in accordance with UK Broadband document: UKB_4GD_DEL_DES_MISC_001

waldon
WALDON TELECOM
PHOENIX HOUSE
PYRFORD ROAD
WEST BYFLEET
SURREY
KT14 6RA
TEL : 01932 411011
FAX : 01932 411012

ISS.	JOB No.	DESCRIPTION	Revd	Date	Appd	Date
B	CAM0160A	EXISTING SITE PLAN AND ELEVATION ADDED	GR	03/01/2017	JR	03/01/2017
A	CAM0160A	ISSUED FOR PLANNING	BP	01/07/2016	PM	01/07/2016

DRAWN	BP	CHECKED	DO	APPROVED	PM
DATE	01/07/2016	DATE	28/10/2016	DATE	28/10/2016

SCALE: **As Shown**

SITE No.	CAM0160A	SITE NAME	15-64 SIDNEY BOYD COURT
TITLE	EXISTING SITE ELEVATION		
ADDRESS	15-64 SIDNEY BOYD COURT WEST END LANE LONDON		
POST CODE	NW6 4QZ	DRAWING No.	CAM0160A-103
PURPOSE OF ISSUE:	CONSTRUCTION		ISSUE B



- Existing EE 1No. antenna pole mounted to plant room wall
- Existing EE 1No. antenna pole mounted to plant room wall
- Existing EE RRU & B.O.B. mounted on freestanding frame
- Existing EE 1No. 300Ø dish pole mounted to chimney breast
- Existing EE 1No. antenna pole mounted to chimney breast
- Existing 1200 freestanding handrail

Existing satellite dish to be relocated

Proposed UK Broadband 1No. antenna C1 on MAFI 4601 freestanding support, 1No. 300Ø dish D-3-3 on MAFI 3263 offset brackets fixed to support pole & 1No. RRU fixed to support pole below antenna.

- Existing EE 1No. antenna pole mounted to wall
- Existing EE 1No. antenna pole mounted to wall
- Existing EE RRU & B.O.B. mounted on freestanding frame
- Existing EE equipment cabin on raised steel grillage

Proposed UK Broadband 1No. antenna B1 on MAFI 4601 freestanding support, 1No. 300Ø dish D-2-2 on MAFI 3263 offset brackets fixed to support pole & 1No. RRU fixed to support pole below antenna. 1No. GPS antenna fixed to support pole

Proposed UK Broadband Huawei equipment cabinet on MAFI 8051 freestanding platform

Proposed UK Broadband 1No. antenna A1 on MAFI 4601 freestanding support, 1No. 300Ø dish D-1-1 on MAFI 3263 offset brackets fixed to support pole & 1No. RRU fixed to support pole below antenna.



SITE ELEVATION
SCALE 1:200

The drawings comply with Standard ICNIRP guidelines.
Designed in accordance with UK Broadband document: UKB_4GD_DEL_DES_MISC_001

waldon
WALDON TELECOM
PHOENIX HOUSE
PYRFORD ROAD
WEST BYFLEET
SURREY
KT14 6RA
TEL : 01932 411011
FAX : 01932 411012

ISS.	JOB No.	DESCRIPTION	Revd	Date	Appd	Date
B	CAM0160A	EXISTING SITE PLAN AND ELEVATION ADDED	GR	03/01/2017	JR	03/01/2017
A	CAM0160A	ISSUED FOR PLANNING	BP	01/07/2016	PM	01/07/2016

DRAWN	BP	CHECKED	DO	APPROVED	PM
DATE	01/07/2016	DATE	28/10/2016	DATE	28/10/2016

SCALE: **As Shown**

SITE No.	CAM0160A	SITE NAME	15-64 SIDNEY BOYD COURT
TITLE	PROPOSED SITE ELEVATION		
ADDRESS	15-64 SIDNEY BOYD COURT WEST END LANE LONDON		
POST CODE	NW6 4QZ	DRAWING No.	CAM0160A-104
PURPOSE OF ISSUE:	CONSTRUCTION	ISSUE	B

