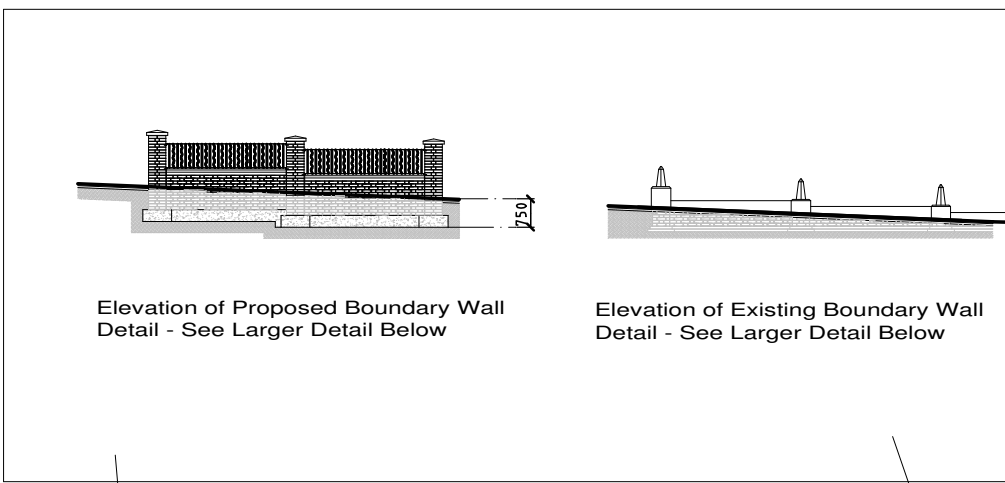




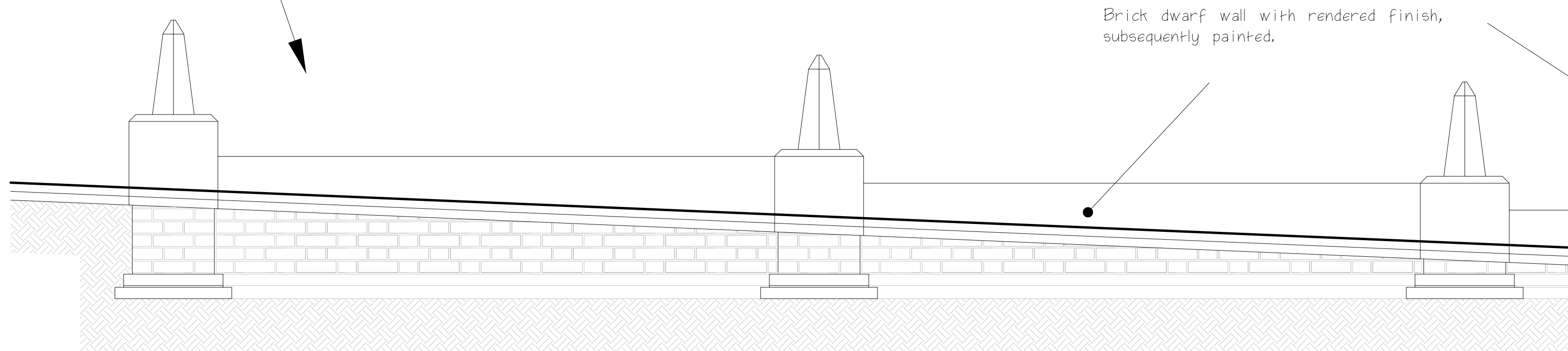
Scale Bar for Elevational Drawing



Elevation of Existing Boundary Wall Detail - See Larger Detail Below



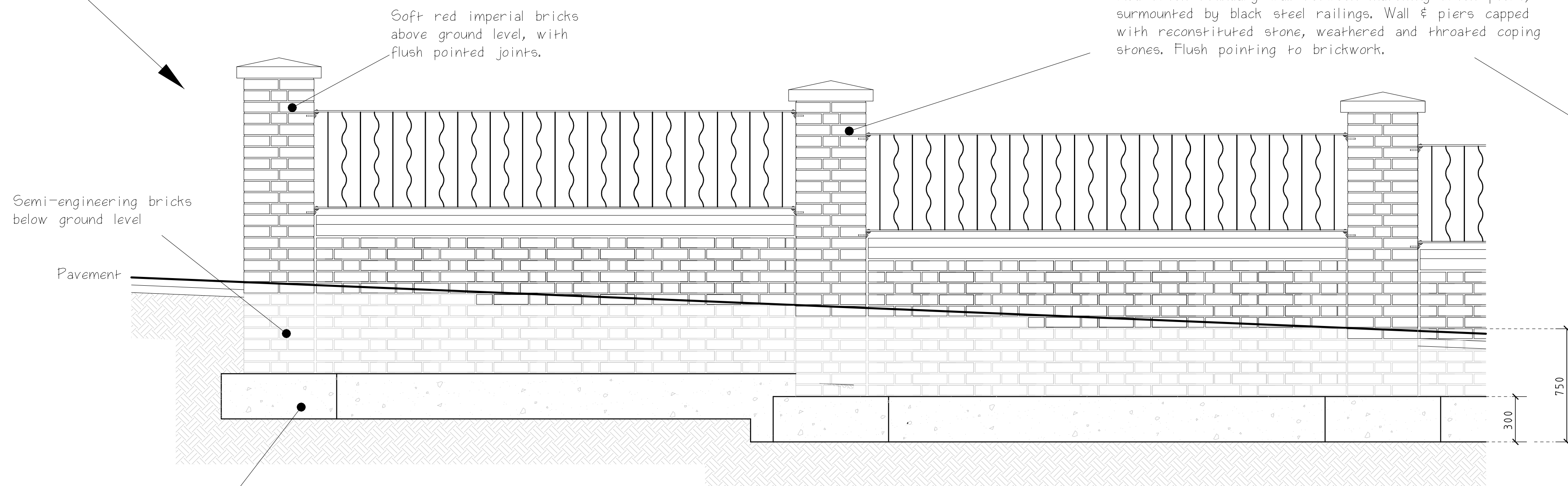
Sample Front Elevation Facing Cannon Hill
(1-32A Marlborough Mansions)
Scale 1:200 @ A1



Elevation of Existing Boundary Wall Detail
(Scale 1:20 @ A1)



Existing brick and rendered dwarf walls introduced to most parts of the Estate after the original railings were removed during WWII.

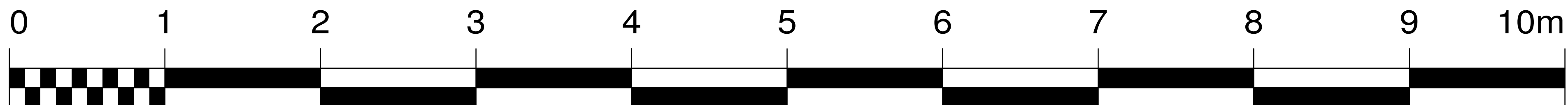


Elevation of Proposed Boundary Wall Detail
(Scale 1:20 @ A1)



New brick boundary walls and railings, similar to those originally in place, before they were removed during WWII. These have been introduced to various parts of the Estate, along Cannon Hill over the past ten years.

SCALE BAR



A		Annotation amended to confirm new brickwork to be finished with flush joints.	02.02.17	PCB
no.	revision	date		initials



246 - 248 Great Portland Street
London
W1W 5QY
Tel: 020 3214 5000 Fax: 020 3214 5001
email: info@fentonassociates.co.uk

Client
BAM ESTATE LTD

Project
New Boundary Walls & Railings to Enclose BAM Estate

Title
Proposed & Existing Details

Scale
1:200 @ 1/320 @ A1, as shown

Drawn
PCB

Date
Dec. 2016

Drawn No	Revision
MM.2017/1	A