




GF.01
Window type A
Sash Window



FF.01
Window type A
Sash Window



FF.02
Window type A
Sash Window



FF.03
Window type A
Sash Window

Window General notes:
Sashes are to be formed in 6 over 6 configurations to replicate the original windows existing on the rear elevations. All new sashes, are to be fitted with single glazing to match existing sash windows

2017.01.18	Updated information	JN			
rev.	date	description	revised by		
revisions					
stage	drawing title				
Planning	Proposed Details Discharge of conditions - Sheet 3				
<div>Lipton Plant Architects</div>		This drawing is copyright.			
		Islington Green Studios 81-83 Essex Road Islington London N1 2SF		T +44 (0)20 7288 1333 F +44 (0)20 7288 0333	E mail@lparchitects.co.uk W www.lparchitects.co.uk
		client Ms M. Teodoro & Mr C. Vyrdee		project Address 16 Cleveland Street London W1T 4HX	
		drawing no 471.(1).4.403		revision A	
		scale 1:10 @ A1 1:20 @ A3	date issued 2016.11.08	drawn by AGM	