



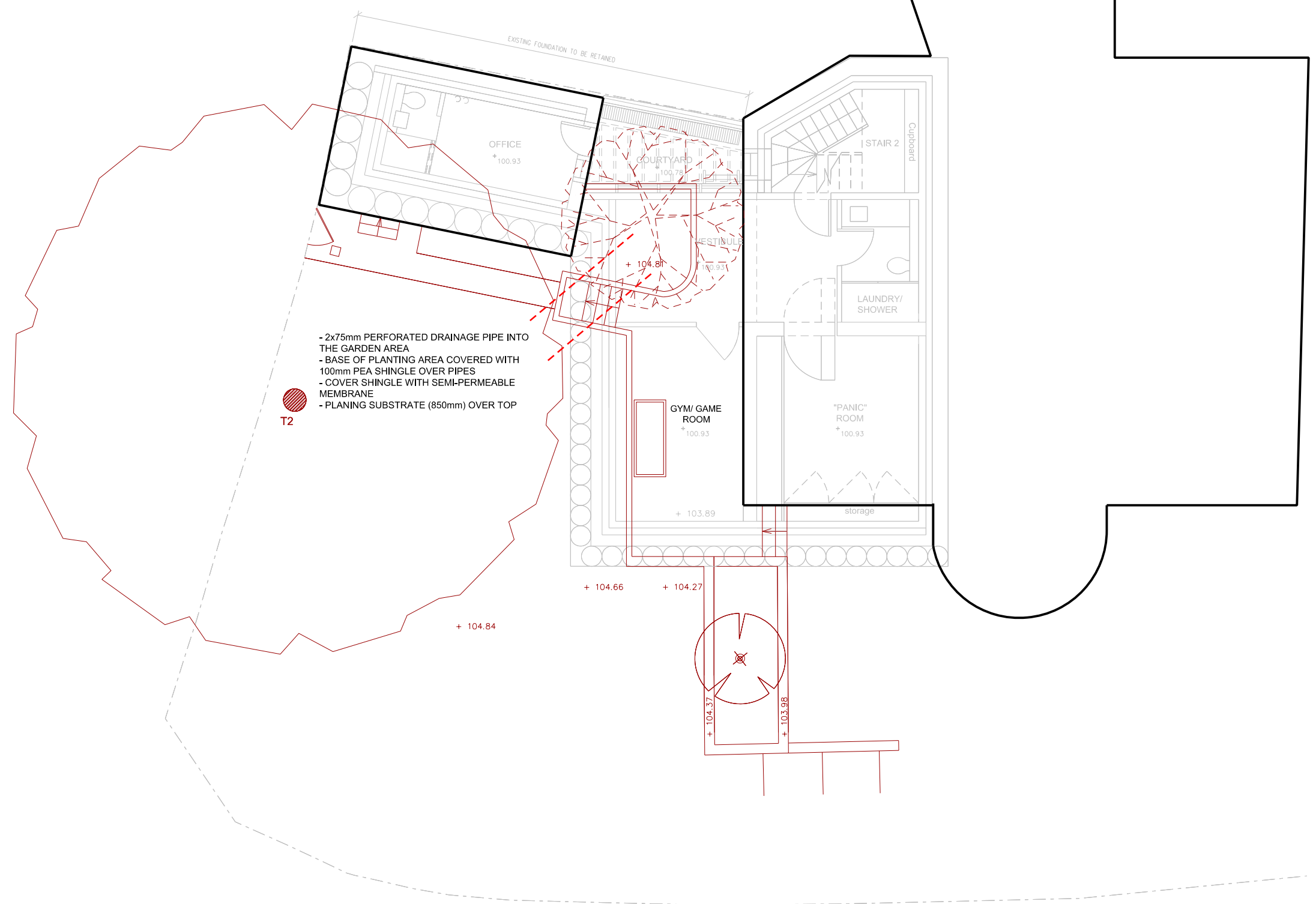


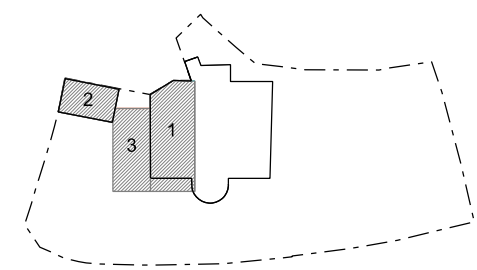
LEGEND

-  BUILDING LINE @ GROUND LEVEL
-  BASEMENT LAYOUT @ BASEMENT LEVEL
-  EXTERNAL LANDSCAPE @ GROUND LEVEL
-  PERFORATED DRAINAGE PIPES INTO THE GARDEN AREA



- 2x75mm PERFORATED DRAINAGE PIPE INTO THE GARDEN AREA
 - BASE OF PLANTING AREA COVERED WITH 100mm PEA SHINGLE OVER PIPES
 - COVER SHINGLE WITH SEMI-PERMEABLE MEMBRANE
 - PLANING SUBSTRATE (850mm) OVER TOP

T2



1 PROPOSED BASEMENT FLOOR PLAN

REVISION	DATE	DESCRIPTION
-	20.01.2017	ISSUED FOR PLANNING APPLICATION & LISTED BUILDING CONSENT

NOTES:
 - THIS IS A "SCHEME LEVEL DRAWING" AND IS INTENDED TO ILLUSTRATE THE GENERAL ARRANGEMENT OF THE PROJECT PROPOSALS FOR THE PURPOSE OF PLANNING APPLICATION
 - THIS DRAWING MUST NOT BE USED FOR CONSTRUCTION
 - DO NOT SCALE FROM THIS DRAWING
 - ALL DIMENSIONS MUST BE VERIFIED FROM SITE



CLIENT MR RON PASCALOVICI
 PROJECT 26 CHRISTCHURCH HILL LONDON NW3 1LG
 TITLE PROPOSED DRAINAGE PIPES FOR NEW APPLE TREE
 DWG No 0036.P.00.011.-
 SCALE 1:50 @ A1
 SCALE 1:100 @ A3

ERICA JONG ARCHITECTS
 ARCHITECTURE DESIGN MANAGEMENT

48 Fairhazel Gardens London NW6 3SJ
 T 0207 372 5768
 E info@ericajongarchitects.com
 www.ericajongarchitects.com