

Pendock, Halesfield 19, Telford, Shropshire, TF7 4QT.  
 T 01952 580590  
 F 01952 587805  
 E sales@pendock.co.uk  
 W www.pendock.co.uk

THIS DRAWING MUST NOT BE SCALED

© COPYRIGHT TP MANUFACTURING LTD.

THIS DRAWING MUST BE REVIEWED IN CONJUNCTION WITH ANY SUPPORTING QUOTATIONS REFERENCED.  
 THE DESIGN DETAILED IN THIS DRAWING FORMS PART OF A PROPOSED SOLUTION.  
 ALL QUANTITIES AND MEASUREMENTS MUST BE CHECKED IN CONJUNCTION WITH SUPPORTING QUOTATION AGAINST CLIENTS REQUIREMENTS. SPECIFIC CONSIDERATION SHOULD BE GIVEN TO DIMENSIONAL ACCURACY (INCLUDING INT. CLEARANCE).  
 PENDOCK SHALL NOT BE LIABLE FOR ANY CLAIM ARISING OUT OF THE USE OF THIS DESIGN IN A SCHEME NOT APPROVED IN WRITING BY PENDOCK.  
 THIS DRAWING MUST NOT BE LENT OR COPIED, AND THE DESIGN MUST NOT BE COPIED. COPYRIGHT AND DESIGN RIGHT IN THIS DRAWING RESTS WITH PENDOCK.  
 THE CUSTOMER OR ITS CONTRACTOR OR AGENT IS RESPONSIBLE FOR VERIFYING THE ACCURACY AND SUITABILITY OF THE DESIGN IN THIS DRAWING.  
 PENDOCK STANDARD TERMS AND CONDITIONS, DETAILED ON SUPPORTING QUOTATIONS APPLY.

NOTES

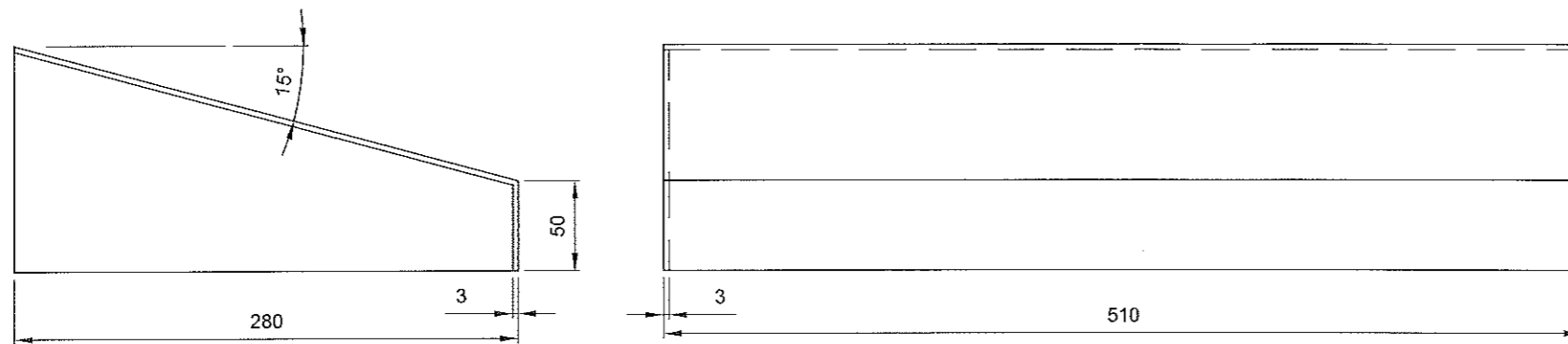

Drawings to be APPROVED  
 by client to dimensions  
 stated on drawing before  
 manufacture

Sign Off  
 Print Name: \_\_\_\_\_

Signature: \_\_\_\_\_

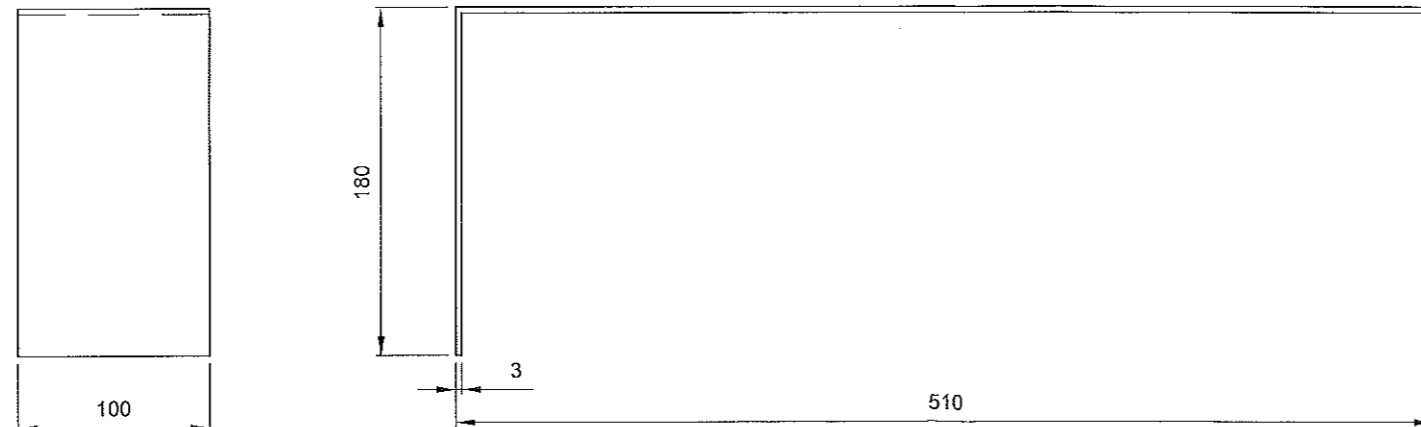
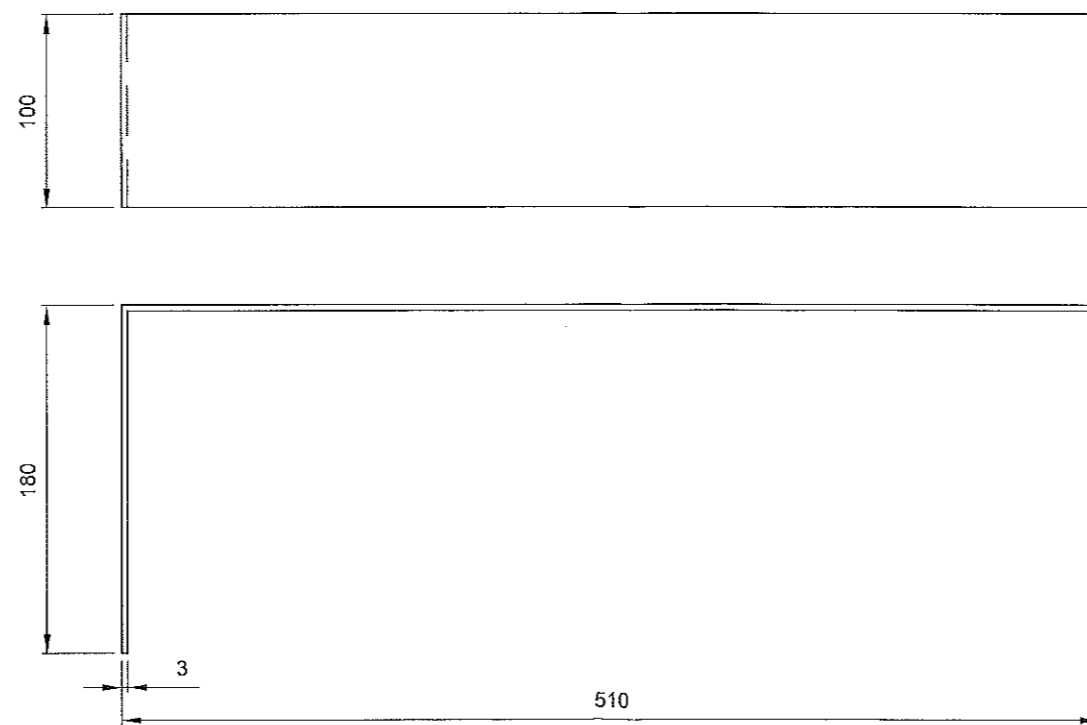
Top Channel capping  
 32 No. Required

Material:  
 3mm Aluminium  
 PPC colour TBC



Channel Butt covers  
 64 No. Required

Material:  
 3mm Aluminium  
 PPC colour TBC



REV	DATE			BY	APP

GENERAL INFORMATION  
 ALL DIMENSIONS IN MM  
 UNLESS OTHERWISE STATED



DATE	DRAWN	CHECKED	APPROVED
6.1.16	SL		

CLIENT/PROJECT  
 Ludham

PROJECT DETAILS  
 Aluminium Riser

SCALE	SHEET	A3
NTS	1 OF 3	

DWG No. HH20151355/01

Pendock, Halesfield 19, Telford, Shropshire, TF7 4QT.  
 T 01952 580590  
 F 01952 587805  
 E sales@pendock.co.uk  
 W www.pendock.co.uk

THIS DRAWING MUST NOT BE SCALED

© COPYRIGHT TP MANUFACTURING LTD.

THIS DRAWING MUST BE REVIEWED IN CONJUNCTION WITH ANY SUPPORTING QUOTATIONS REFERENCED.

THE DESIGN DETAILED IN THIS DRAWING FORMS PART OF A PROPOSED SOLUTION. ALL QUANTITIES AND MEASUREMENTS MUST BE CHECKED IN CONJUNCTION WITH SUPPORTING QUOTATION AGAINST CLIENTS REQUIREMENTS. SPECIFIC CONSIDERATION SHOULD BE GIVEN TO DIMENSIONAL ACCURACY (INCLUDING INT. CLEARANCE).

PENDOCK SHALL NOT BE LIABLE FOR ANY CLAIM ARISING OUT OF THE USE OF THIS DESIGN IN A SCHEME NOT APPROVED IN WRITING BY PENDOCK.

THIS DRAWING MUST NOT BE LENT OR COPIED, AND THE DESIGN MUST NOT BE COPIED. COPYRIGHT AND DESIGN RIGHT IN THIS DRAWING RESTS WITH PENDOCK.

THE CUSTOMER OR ITS CONTRACTOR OR AGENT IS RESPONSIBLE FOR VERIFYING THE ACCURACY AND SUITABILITY OF THE DESIGN IN THIS DRAWING.

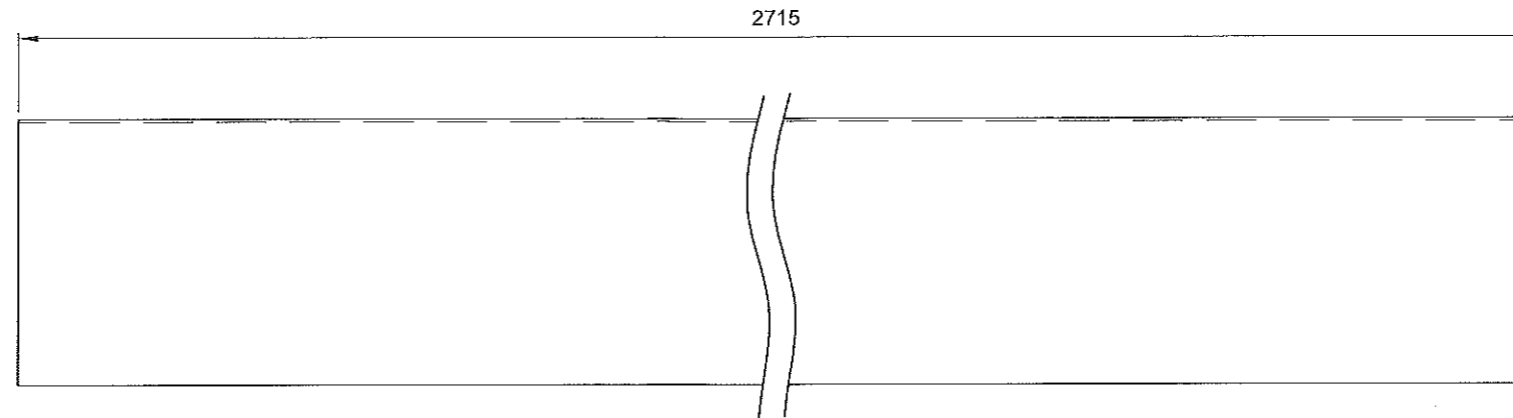
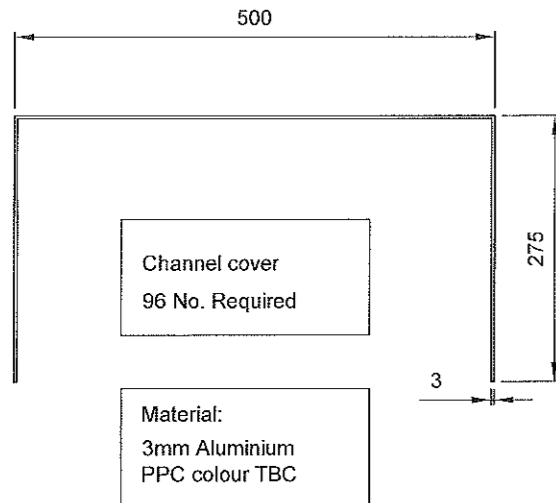
PENDOCK STANDARD TERMS AND CONDITIONS, DETAILED ON SUPPORTING QUOTATIONS APPLY.

### NOTES

Drawings to be APPROVED  
 by client to dimensions  
 stated on drawing before  
 manufacture

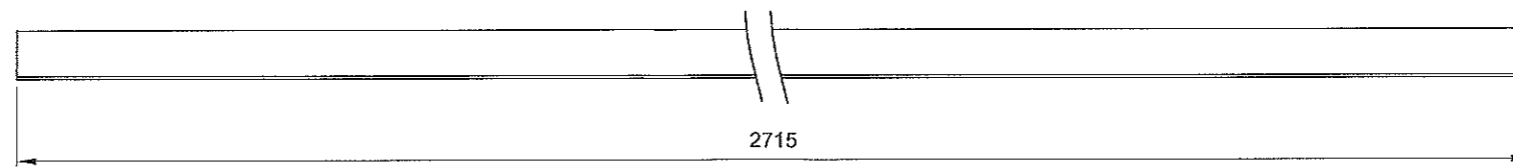
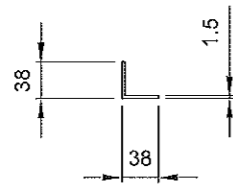
Sign Off  
 Print Name: \_\_\_\_\_

Signature: \_\_\_\_\_



Fixing angle  
 96 No. Required

Material:  
 1.5mm Aluminium  
 PPC colour TBC



REV	DATE	BY	APP

GENERAL INFORMATION  
 ALL DIMENSIONS IN MM  
 UNLESS OTHERWISE STATED

THIRD ANGLE PROJECTION

DATE 6.1.16	DRAWN SL	CHECKED	APPROVED
----------------	-------------	---------	----------

CLIENT/PROJECT

Ludham

PROJECT DETAILS

Aluminium Riser

SCALE NTS	SHEET 2 OF 3	A3
DWG No.	REV	

HH20151355/01

Pendock, Halesfield 19, Telford, Shropshire, TF7 4QT.  
 T 01952 580590  
 F 01952 587805  
 E sales@pendock.co.uk  
 W www.pendock.co.uk

THIS DRAWING MUST NOT BE SCALED

© COPYRIGHT TP MANUFACTURING LTD.

THIS DRAWING MUST BE REVIEWED IN CONJUNCTION WITH ANY SUPPORTING QUOTATIONS REFERENCED.

THE DESIGN DETAILED IN THIS DRAWING FORMS PART OF A PROPOSED SOLUTION.

ALL QUANTITIES AND MEASUREMENTS MUST BE CHECKED IN CONJUNCTION WITH SUPPORTING QUOTATION AGAINST CLIENTS REQUIREMENTS. SPECIFIC CONSIDERATION SHOULD BE GIVEN TO DIMENSIONAL ACCURACY (INCLUDING INT. CLEARANCE).

PENDOCK SHALL NOT BE LIABLE FOR ANY CLAIM ARISING OUT OF THE USE OF THIS DESIGN IN A SCHEME NOT APPROVED IN WRITING BY PENDOCK.

THIS DRAWING MUST NOT BE LENT OR COPIED, AND THE DESIGN MUST NOT BE COPIED. COPYRIGHT AND DESIGN RIGHT IN THIS DRAWING RESTS WITH PENDOCK.

THE CUSTOMER OR ITS CONTRACTOR OR AGENT IS RESPONSIBLE FOR VERIFYING THE ACCURACY AND SUITABILITY OF THE DESIGN IN THIS DRAWING.

PENDOCK STANDARD TERMS AND CONDITIONS, DETAILED ON SUPPORTING QUOTATIONS APPLY.

### NOTES

Drawings to be APPROVED by client to dimensions stated on drawing before manufacture

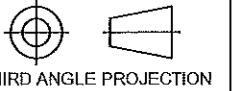
Sign Off  
 Print Name: \_\_\_\_\_

Signature: \_\_\_\_\_

--	--	--	--	--	--

REV	DATE			BY	APP
-----	------	--	--	----	-----

GENERAL INFORMATION  
 ALL DIMENSIONS IN MM  
 UNLESS OTHERWISE STATED



DATE	DRAWN	CHECKED	APPROVED
6.1.16	SL		

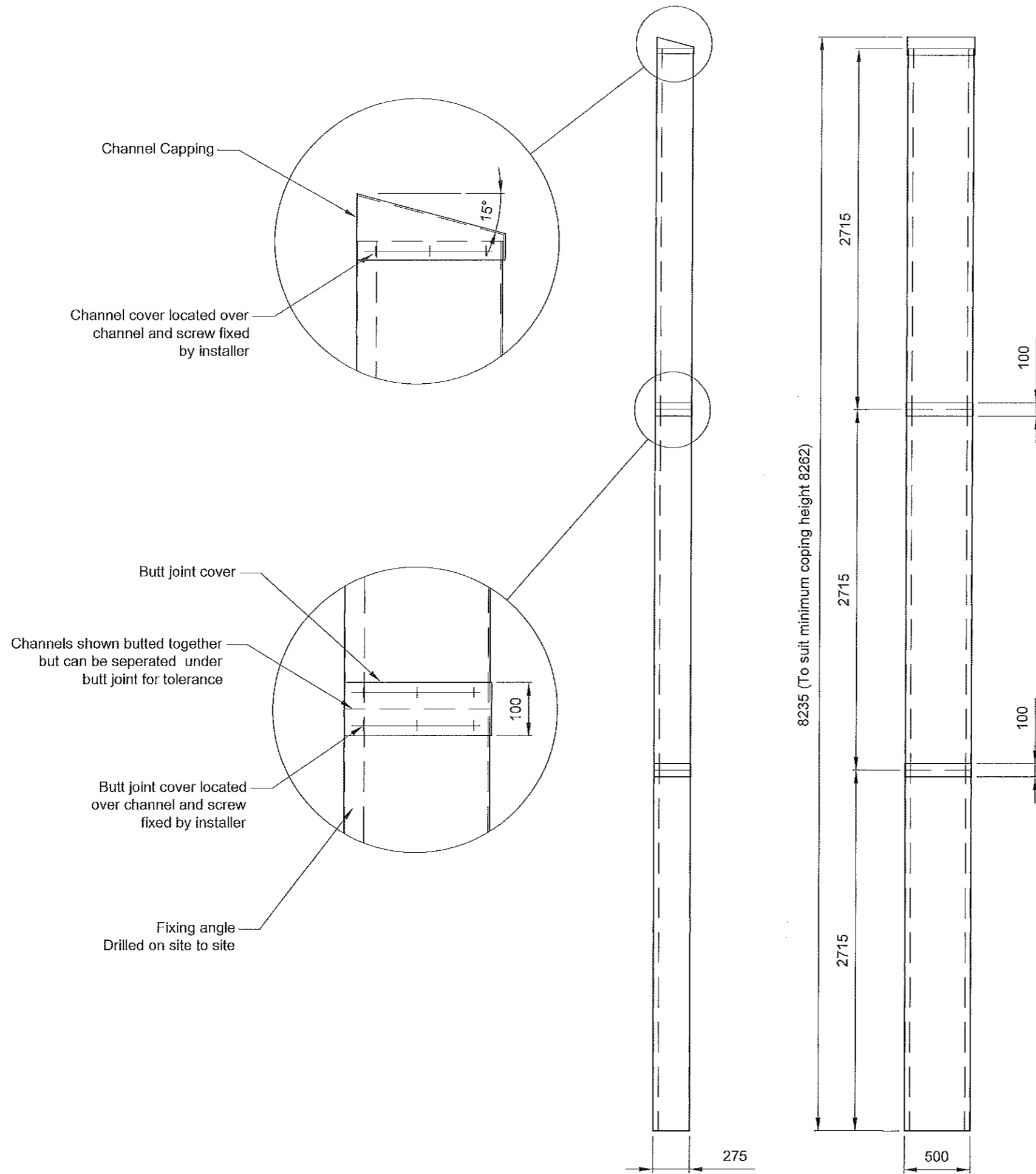
CLIENT/PROJECT  
**Ludham**

PROJECT DETAILS  
**Aluminium Riser**

SCALE	NTS	SHEET	3 OF 3	A3
-------	-----	-------	--------	----

DWG No.		REV	
---------	--	-----	--

HH20151355/01



Channel Capping

Channel cover located over channel and screw fixed by installer

Butt joint cover

Channels shown butted together but can be separated under butt joint for tolerance

Butt joint cover located over channel and screw fixed by installer

Fixing angle  
 Drilled on site to site

8235 (To suit minimum coping height 8262)

275

500

2715

2715

2715

100

100