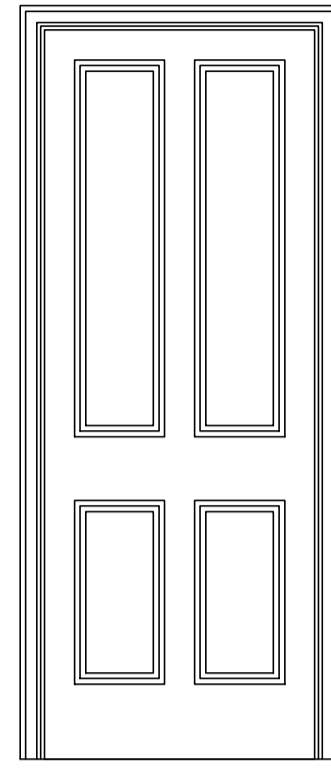



D23 & 24

PAINTED JOINERY "SECRET" 44mm FLUSH DOOR & REBATED FRAME SET FLUSH TO FINISHES AS FS DETAILS JOINERY SKIRTING & DADO RAILS CARRIED ACROSS FACE OF DOOR ON ROOM SIDE



D27

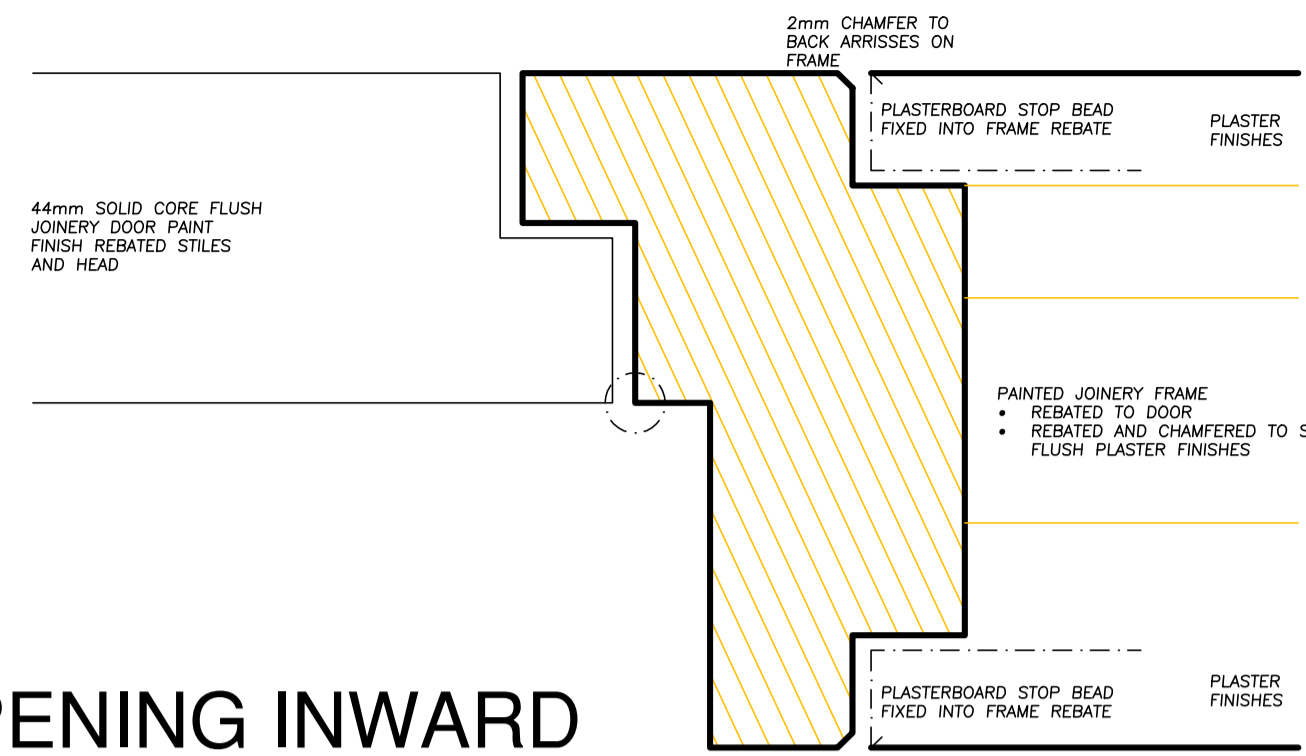
PAINTED JOINERY 44mm 4-PANEL POCKET SLIDING DOOR & LININGS ARCHTRAVES TYPE AR-3 OGEE PANEL MOULDINGS




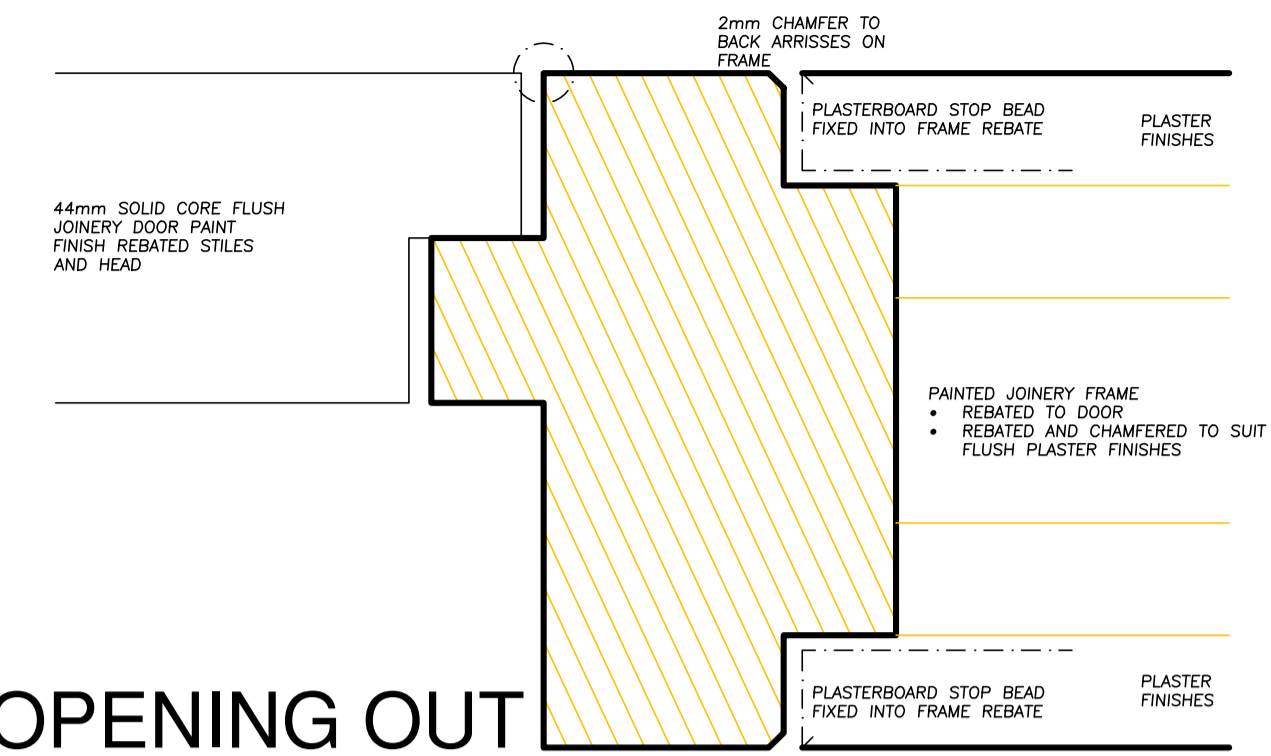
D28 & 29
D32 & 33

PAINTED JOINERY "SECRET" 44mm FLUSH DOOR & REBATED FRAME SET FLUSH TO FINISHES AS FS DETAILS JOINERY SKIRTING CARRIED ACROSS FACE OF DOOR ON ROOM SIDE

OPENING INWARD SECRET FLUSH DOORS FULL SIZE DETAILS

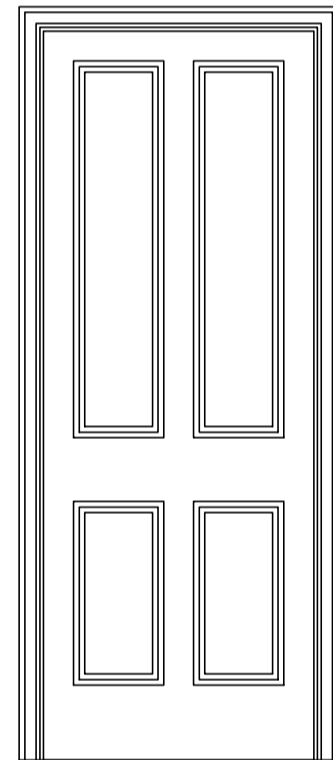


OPENING OUT



D11

FINELINE ALUMINIUM MINIMAL FRAMED SLIDING DOORS



D17

PAINTED JOINERY 44mm 4-PANEL DOOR & FRAME ARCHTRAVES TYPE AR-2 OGEE PANEL MOULDINGS




D18

PAINTED JOINERY "SECRET" 44mm FLUSH DOOR & REBATED FRAME SET FLUSH TO FINISHES AS FS DETAILS



D21

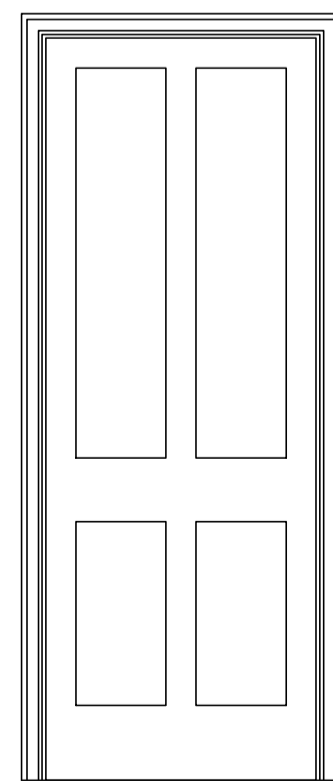
PAINTED JOINERY "SECRET" 44mm FLUSH DOOR & REBATED FRAME SET FLUSH TO FINISHES AS FS DETAILS JOINERY SKIRTING & DADO RAILS CARRIED ACROSS FACE OF DOOR ON ROOM SIDE



D22


PAINTED JOINERY 44mm PANELLER DOUBLE DOOR WITH GLAZED UPPER PANELS AND OVERPANEL & FRAME TO FIT EXISTING ARCHED OPENING ARCHTRAVES TYPE AR-4 OGEE PANEL MOULDINGS, STAFF BEAD GLAZING BEADS

NOTE EXISTING DOORS RETAINED ARE NOT DRAWN




D01

PAINTED JOINERY 44mm 4-PANEL DOOR & FRAME ARCHTRAVES TYPE AR-2 NO PANEL MOULDINGS



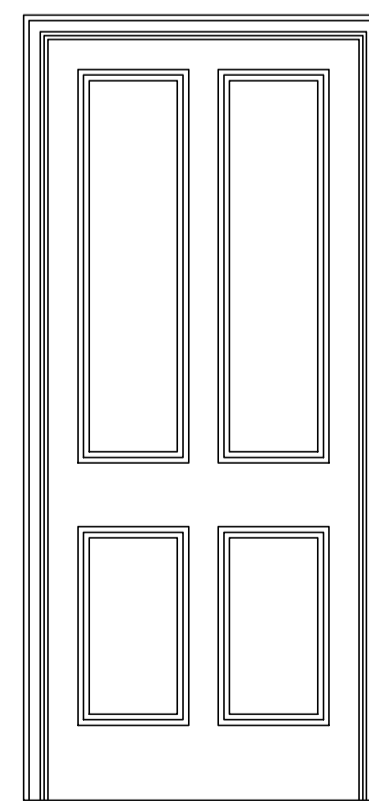
D02 & D03

PAINTED JOINERY T&G DOOR AND FRAME WITH STRAP HINGES TO MATCH EXISTING GLAZED PANEL



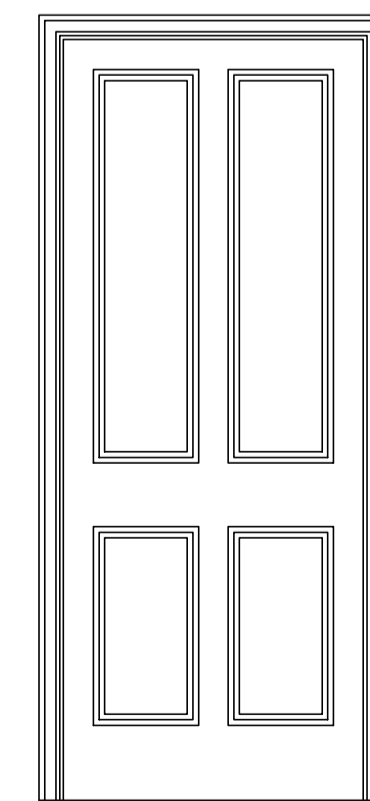
D04

PAINTED HARDWOOD JOINERY 44mm 4-PANEL EXTERNAL DOOR & FRAME WITH UPPER PANELS GLAZED 6mm TOUCHED GLASS NO ARCHTRAVES BOLECTION PANEL MOULDINGS TO OUTSIDE STAFF BEAD MOULDING TO INSIDE AND GLAZED PANELS




D05

PAINTED JOINERY 44mm 4-PANEL POCKET SLIDING DOOR & LININGS ARCHTRAVES TYPE AR-2 OGEE PANEL MOULDINGS



D07

PAINTED JOINERY 44mm 4-PANEL DOOR AND FRAME ALL DETAILS TO MATCH EXISTING DOOR D06 ARCHTRAVES TYPE AR-2 OGEE PANEL MOULDINGS



D16

PAINTED JOINERY 44mm 4-PANEL DOOR TO FIT EXISTING FRAME, BELOW STAIR PANELLING DETAILS TO MATCH FIXED PANEL ALONGSIDE

Revisions

Architecture and Design © Copyright
STEPHEN BRANDES ARCHITECTS
 5 Spedan Close Hampstead London NW3 7XF
 architects@brandes.co.uk Tel 020 7431 2225

Job Title
**14 REGENTS PARK TERRACE
 LONDON NW1**

Drawing Title
**PROPOSED NEW
 DOORS**

SCALE	1:20 @ A1	CAD Information
DATE	NOV 16	
DRAWN	SB	
ISSUE	PLANNING LB	

Job No.	Drawing No.	Rev.
575	LB 171	