

GENERAL NOTES.

All dimensions to be checked on site prior to commencement of any works, and/or preparation of any shop drawings.

Sizes of and dimensions to any structural elements are indicative only. See structural engineers drawings for actual sizes / dimensions.

Sizes of and dimensions to any service elements are indicative only. See service engineers drawings for actual sizes and dimensions.





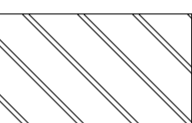
This drawing to be read in conjunction with all other Architect's drawings, specifications and other Consultants' information.

All proprietary systems shown on this drawing are to be installed strictly in accordance with the Manufacturers/Suppliers recommended details.

Any discrepancies between information shown on this drawing and any other contract information or manufacturers/suppliers recommendations is to be brought to the attention of the Architect

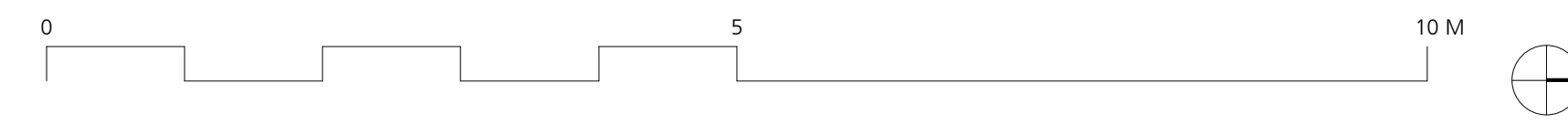
DO NOT SCALE FROM THIS DRAWING.

NOTES.

-  Hatched area denotes adjacent property (High Holborn House)
-  Circulation Core
-  Office
-  Retail
-  Hatched area denotes lower ground floor retail tenant



1 Proposed Ground Floor Plan  
1:50 at A1



PL1 Issue for Planning		28/11/16
REVISION	DATE	
<b>Buckley Gray Yeoman</b>		
Studio 4.04 The Tea Building 56 Shoreditch High Street London E1 6JJ T: 020 7033 9913 F: 020 7033 9914		
CLIENT	SRG Holborn Ltd	
PROJECT	Brownlow House	
DRAWING	Proposed Lower Ground Plan	
SCALE	1:50 @ A1 (1:100 @ A3)	
DATE	Apr. 2016	DRAWN BY AH
DWG No.	975_BH_GA_LG	REVISION PL1
DRAWING STATUS	PLANNING	

Information contained on this drawing is the sole copyright of Buckley Gray Yeoman and is not to be reproduced without their permission.