

ADJACENT BUILDING
HIGH HOLBORN HOUSE
NO PROPOSED WORKS

OFFICE
NIA 172 SqM
GIA 198 SqM

EXISTING
LIGHTWELL

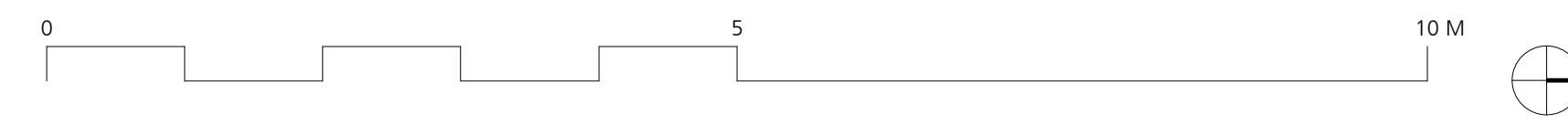
Stair
Lift
Office Entrance
Lobby

WCs
AWC
Cleaner's
cupboard





ADJACENT BUILDING
HIGH HOLBORN HOUSE
NO PROPOSED WORKS

BROWNLOW STREET

1 Proposed First Floor Plan
1:50 at A1



GENERAL NOTES:
All dimensions to be checked on site prior to commencement of any works, and/or preparation of any shop drawings.
Sizes of and dimensions to any structural elements are indicative only. See structural engineers drawings for actual sizes / dimensions.
Sizes of and dimensions to any service elements are indicative only. See service engineers drawings for actual sizes and dimensions.
This drawing to be read in conjunction with all other Architect's drawings, specifications and other Consultants' information.
All proprietary systems shown on this drawing are to be installed strictly in accordance with the Manufacturers/Suppliers recommended details.
Any discrepancies between information shown on this drawing and any other contract information or manufacturers/suppliers recommendations is to be brought to the attention of the Architect
DO NOT SCALE FROM THIS DRAWING.
NOTES:

-  Hatched area denotes adjacent property (High Holborn House)
-  Circulation Core
-  Office
-  Retail

PL1 Issue for Planning	28/11/16
REVISION	DATE
Buckley Gray Yeoman Studio 4.04 The Tea Building 56 Shoreditch High Street London E1 6JJ T: 020 7033 9913 F: 020 7033 9914	
CLIENT	SRG Holborn Ltd
PROJECT	Brownlow House
DRAWING	Proposed First Floor Plan
SCALE	1:50 @ A1 (1:100 @ A3)
DATE	Apr. 2016
DWG No.	975_BH_GA_01
DRAWING STATUS	PLANNING

Information contained on this drawing is the sole copyright of Buckley Gray Yeoman and is not to be reproduced without their permission.