

HOLBORN
HIGH

ADJACENT BUILDING
HIGH HOLBORN HOUSE
NO PROPOSED WORKS

ADJACENT BUILDING
HIGH HOLBORN HOUSE
NO PROPOSED WORKS

Office Entrance

Stair






Lift

Office Entrance
Lobby

BROWNLOW STREET

GENERAL NOTES:
All dimensions to be checked on site prior to commencement of any works, and/or preparation of any shop drawings.
Sizes of and dimensions to any structural elements are indicative only. See structural engineers drawings for actual sizes / dimensions.
Sizes of and dimensions to any service elements are indicative only. See service engineers drawings for actual sizes and dimensions.
This drawing to be read in conjunction with all other Architect's drawings, specifications and other Consultants' information.
All proprietary systems shown on this drawing are to be installed strictly in accordance with the Manufacturers/Suppliers recommended details.
Any discrepancies between information shown on this drawing and any other contract information or manufacturers/suppliers recommendations is to be brought to the attention of the Architect
DO NOT SCALE FROM THIS DRAWING.

NOTES:

-  Hatched area denotes adjacent property (High Holborn House)
-  Circulation Core
-  Office
-  Retail
-  Hatched area denotes ground floor retail tenant

PL1 Issue for Planning 28/11/16

REVISION DATE

Buckley Gray Yeoman
Studio 4.04 The Tea Building 56 Shoreditch High Street
London E1 6JJ T: 020 7033 9913 F: 020 7033 9914

CLIENT
SRG Holborn Ltd

PROJECT
Brownlow House

DRAWING
Proposed Ground Floor Plan

SCALE
1:50 @ A1 (1:100 @ A3)

DATE
Apr. 2016

DRAWN BY
AH

DWG No.
975_BH_GA_00

REVISION
PL1

DRAWING STATUS
PLANNING

Information contained on this drawing is the sole copyright of Buckley Gray Yeoman and is not to be reproduced without their permission.

1 Proposed Ground Floor Plan
1:50 at A1

