





**GENERAL NOTES.**  
 All dimensions to be checked on site prior to commencement of any works, and/or preparation of any shop drawings.  
 Sizes of and dimensions to any structural elements are indicative only. See structural engineers drawings for actual sizes / dimensions.  
 Sizes of and dimensions to any service elements are indicative only. See service engineers drawings for actual sizes and dimensions.  
 This drawing to be read in conjunction with all other Architect's drawings, specifications and other Consultants' information.  
 All proprietary systems shown on this drawing are to be installed strictly in accordance with the Manufacturers/Suppliers recommended details.  
 Any discrepancies between information shown on this drawing and any other contract information or manufacturers/suppliers recommendations is to be brought to the attention of the Architect.

DO NOT SCALE FROM THIS DRAWING.  
 NOTES:

-  Hatched area denotes adjacent property (High Holborn House)
-  Circulation Core
-  Office
-  Retail

PL.1 Issue for Planning 28/11/16

REVISION DATE

**Buckley Gray Yeoman**  
 Studio 4.04 The Tea Building 55 Shoreditch High Street  
 London E1 6JL T: 020 7033 9913 F: 020 7033 9914

CLIENT SRG Holding Ltd

PROJECT Brownlow House

DRAWING Existing Fourth Floor Plan

SCALE 1:50 @ A1 (1:100 @ A3)

DATE Mar. 2016 DRAWN BY HW

DWG No. 975\_BH\_EX\_04 REVISION PL1

DRAWING STATUS **PLANNING**



Information contained on this drawing is the sole copyright of Buckley Gray Yeoman and it is to be reproduced without their permission.