

HIGH HOLBORN

ADJACENT BUILDING
HIGH HOLBORN HOUSE
NO PROPOSED WORKS





EXISTING RETAIL UNIT

ADJACENT BUILDING
HIGH HOLBORN HOUSE
NO PROPOSED WORKS

BROWNLOW STREET

GENERAL NOTES:
All dimensions to be checked on site prior to commencement of any works, and/or preparation of any shop drawings.
Sizes of and dimensions to any structural elements are indicative only. See structural engineers drawings for actual sizes / dimensions.
Sizes of and dimensions to any service elements are indicative only. See service engineers drawings for actual sizes and dimensions.
This drawing to be read in conjunction with all other Architect's drawings, specifications and other Consultants' information.
All proprietary systems shown on this drawing are to be installed strictly in accordance with the Manufacturers/Suppliers recommended details.
Any discrepancies between information shown on this drawing and any other contract information or manufacturers/Suppliers recommendations is to be brought to the attention of the Architect.

DO NOT SCALE FROM THIS DRAWING.
NOTES:

-  Hatched area denotes adjacent property (High Holborn House)
-  Circulation Core
-  Office
-  Retail

PL1 Issue for Planning 28/11/16

REVISION	DATE

Buckley Gray Yeoman

Studio 4.04 The Tea Building 55 Shoreditch High Street
London E1 6JL T: 020 7033 9913 F: 020 7033 9914

CLIENT	SRG Holding Ltd
--------	-----------------

PROJECT	Brownlow House
---------	----------------

DRAWING	Existing Ground Floor Plan
---------	----------------------------

SCALE	1:50 @ A1 (1:100 @ A3)
-------	------------------------

DATE	Mar. 2016	DRAWN BY	HW
------	-----------	----------	----

DWG No.	975_BH_EX_00	REVISION	PL1
---------	--------------	----------	-----

DRAWING STATUS	PLANNING
----------------	----------



Information contained on this drawing is the sole copyright of Buckley Gray Yeoman and shall be reproduced without their permission.