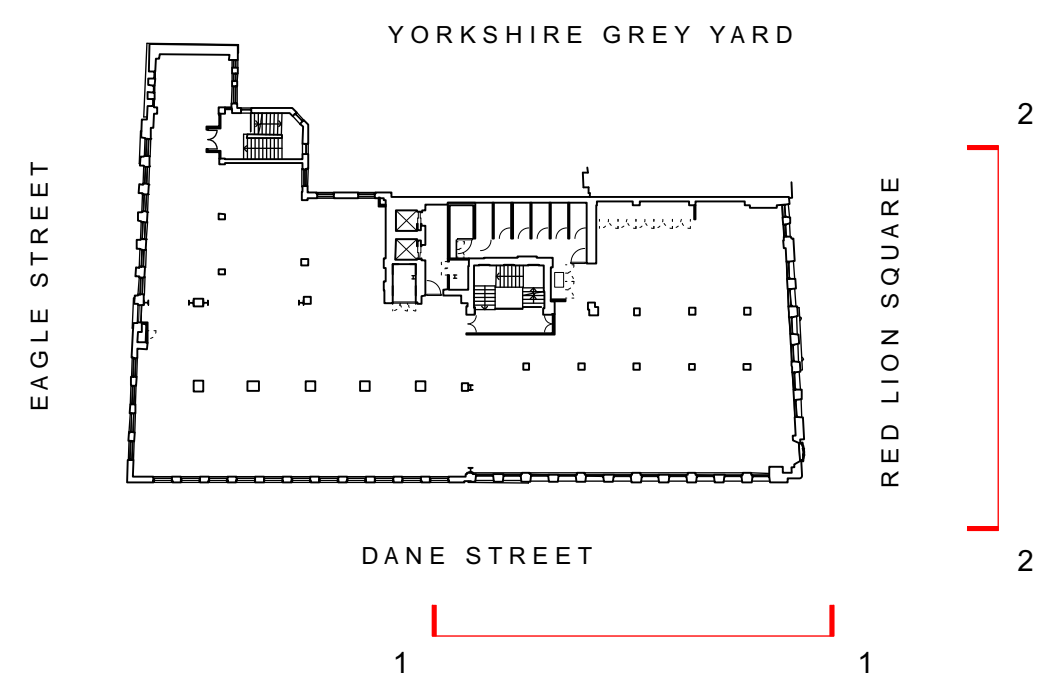
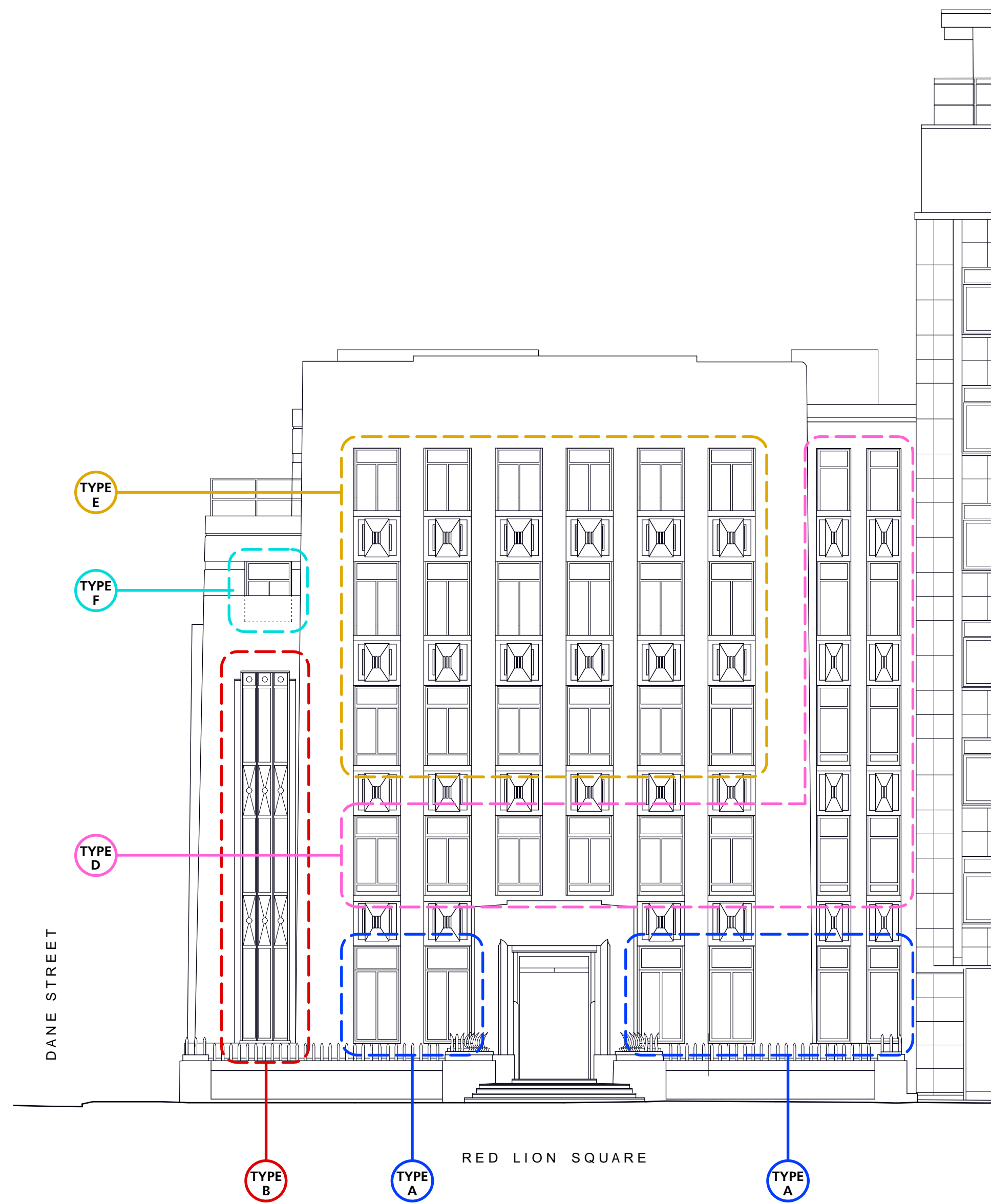


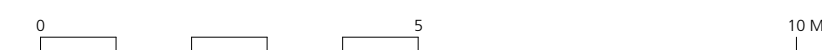
1 Proposed East Elevation: Scope of Secondary Glazing  
1:100 at A1



3 Key Plan  
1:500 at A1



2 Proposed North Elevation: Scope of Secondary Glazing  
1:100 at A1



GENERAL NOTES.

All dimensions to be checked on site prior to commencement of any works, and/or preparation of any shop drawings.

Sizes of and dimensions to any structural elements are indicative only. See structural engineers drawings for actual sizes / dimensions.

Sizes of and dimensions to any service elements are indicative only. See service engineers drawings for actual sizes and dimensions.

This drawing to be read in conjunction with all other Architect's drawings, specifications and other Consultants' information.

All proprietary systems shown on this drawing are to be installed strictly in accordance with the Manufacturers/Suppliers recommended details.

Any discrepancies between information shown on this drawing and any other contract information or manufacturers/suppliers recommendations is to be brought to the attention of the Architect

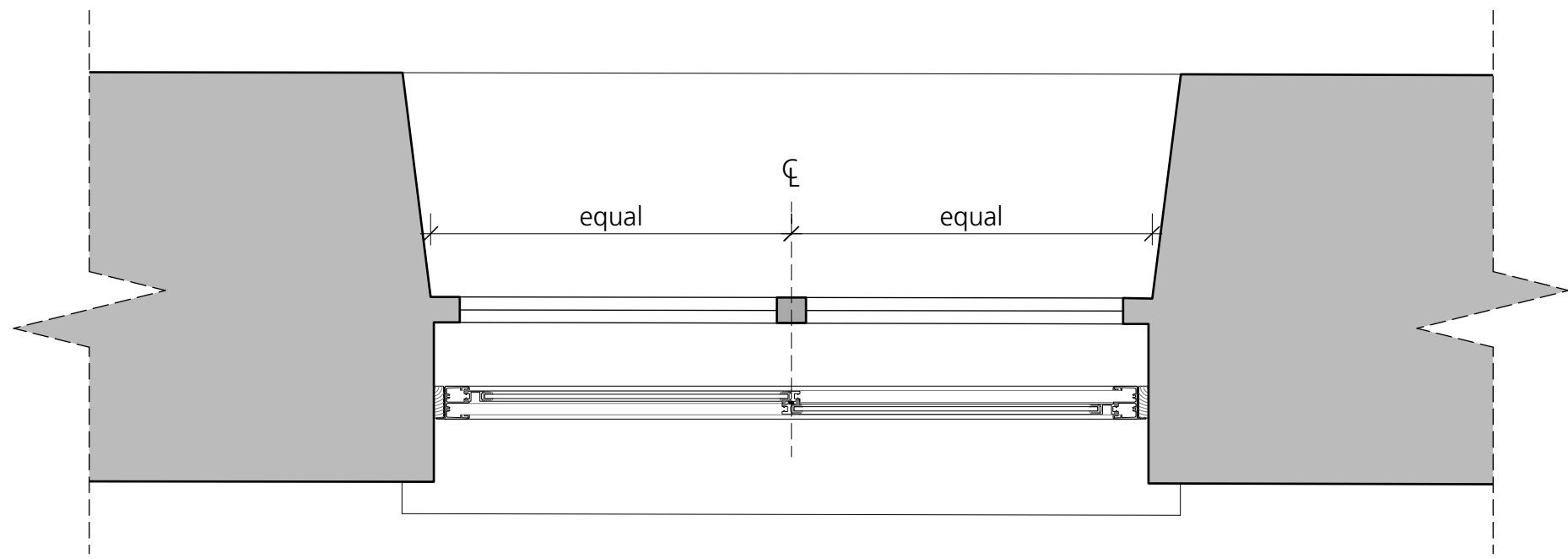
DO NOT SCALE FROM THIS DRAWING.

NOTES.

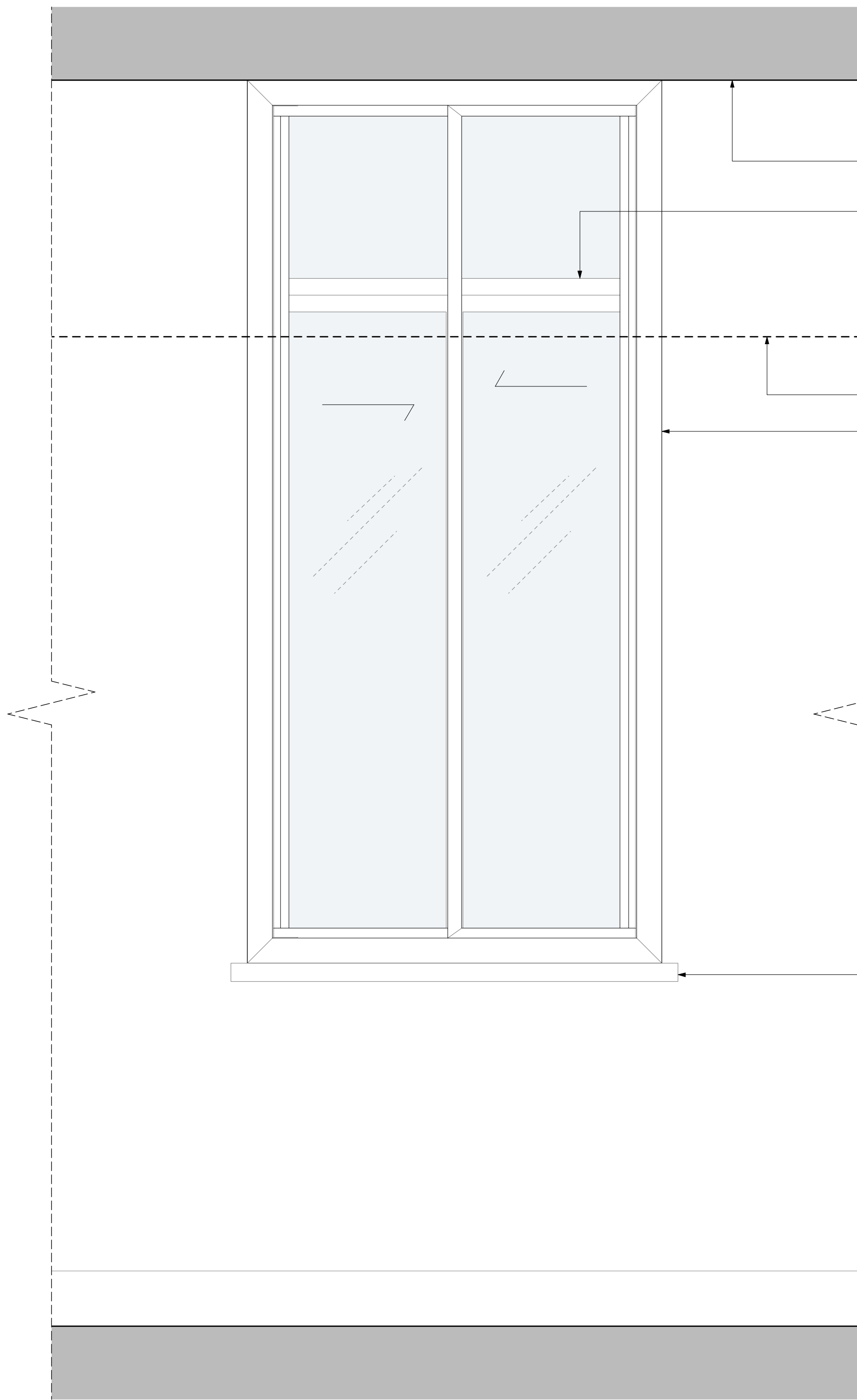
**PLEASE NOTE:**  
**DRAWING TO BE PRINTED IN COLOUR**

P1	ISSUED FOR PLANNING	05.01.17
REVISION	DATE	
Buckley Gray Yeoman		
Studio 4.04 The Tea Building 56 Shoreditch High Street London E1 6JJ T: 020 7033 9913 F: 020 7033 9914		
CLIENT	ESAS Holdings A.S	
PROJECT	Summit House	
DRAWING	Proposed Elevations: Scope of Secondary Glazing	
SCALE	1:100 @ A1 (1:200 @ A3)	
DATE	Dec 2016	DRAWN BY CO
DWG No.	893_dW-01	REVISION P1
DRAWING STATUS		
PLANNING		

Information contained on this drawing is the sole copyright of Buckley Gray Yeoman and is not to be reproduced without their permission.



1 Secondary Glazing Type A: Proposed Plan  
1:10 at A1



2 Secondary Glazing Type A: Proposed Internal Elevation  
1:10 at A1

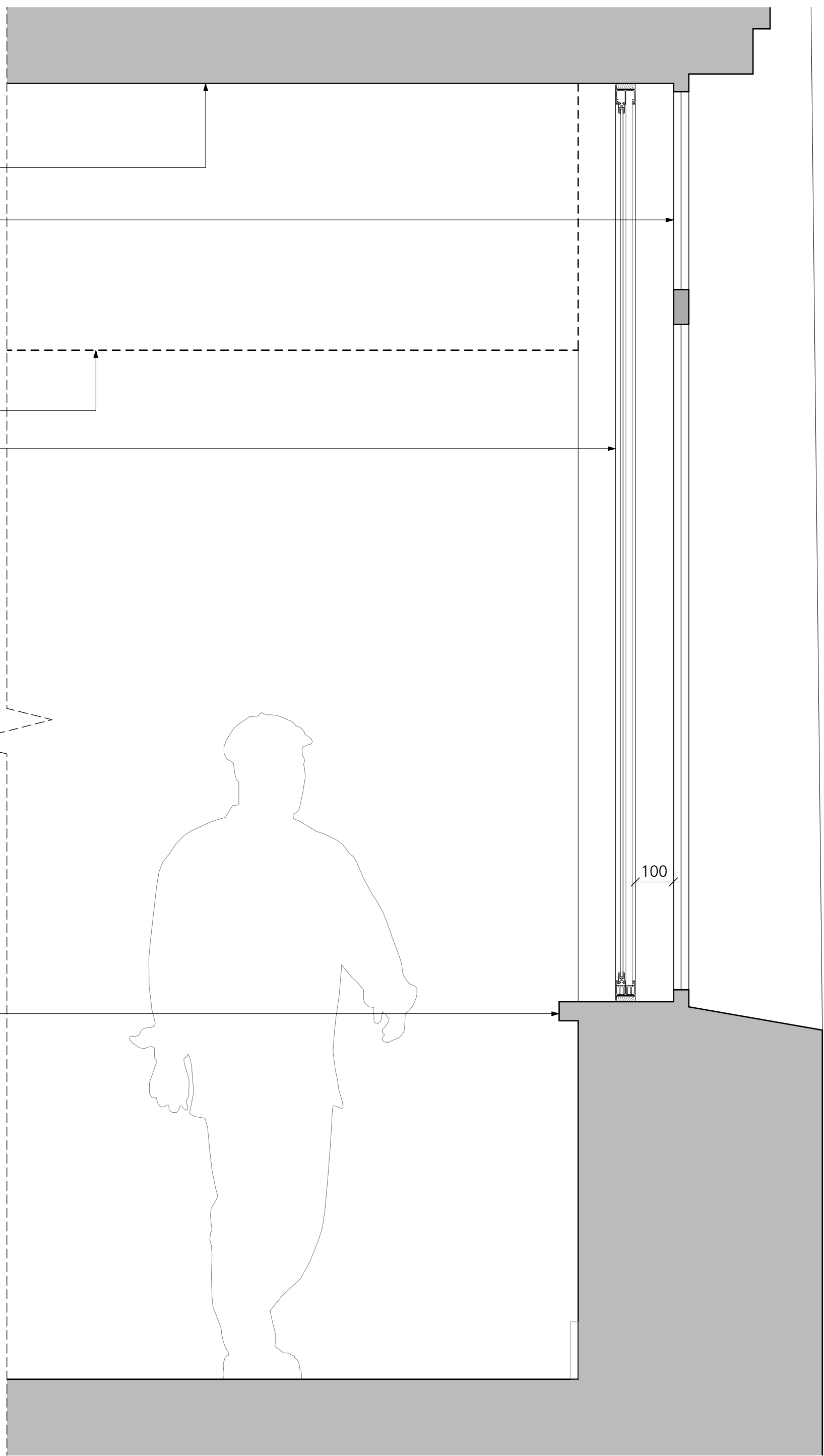
Existing structure to be exposed,  
finish tbc

Existing window to be retained and  
made good

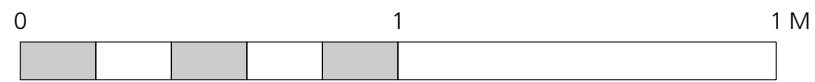
Existing false ceiling to be removed

New horizontal sliding secondary  
glazing, face fixed to inside of  
existing window reveal

Existing window cill to be retained



3 Secondary Glazing Type A: Proposed Section  
1:10 at A1



GENERAL NOTES.

All dimensions to be checked on site prior to commencement of any works, and/or preparation of any shop drawings.

Sizes of and dimensions to any structural elements are indicative only. See structural engineers drawings for actual sizes / dimensions.

Sizes of and dimensions to any service elements are indicative only. See service engineers drawings for actual sizes and dimensions.

This drawing to be read in conjunction with all other Architect's drawings, specifications and other Consultants' information.

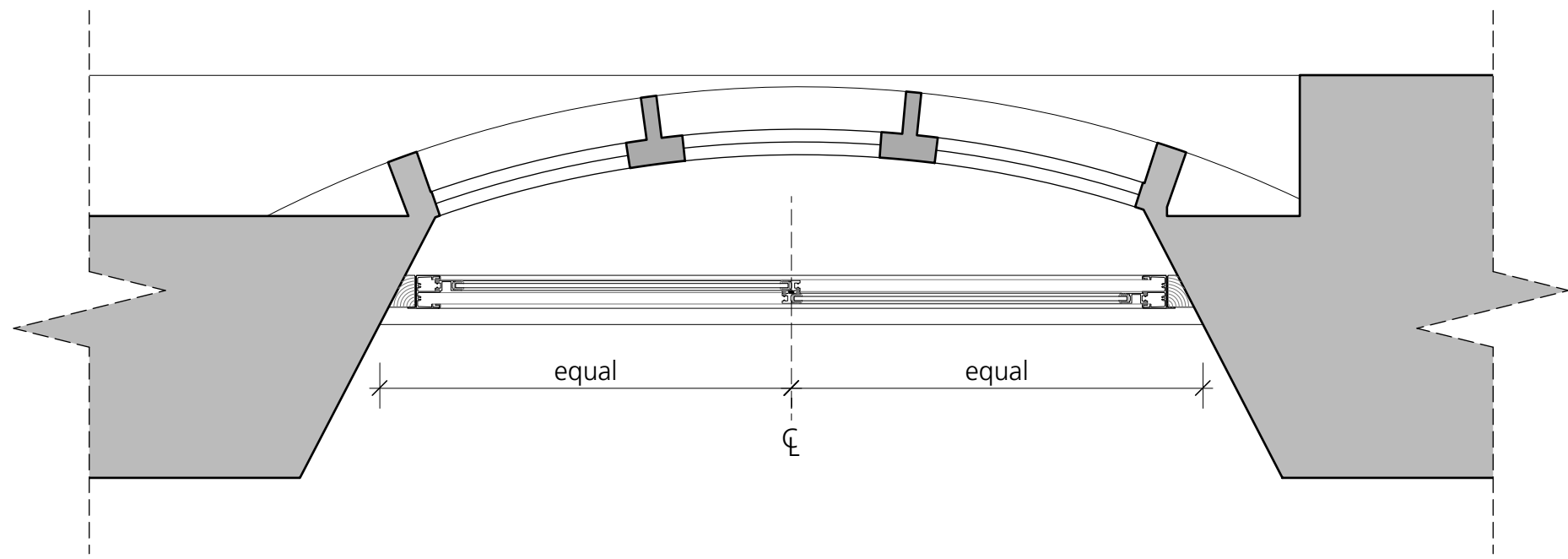
All proprietary systems shown on this drawing are to be installed strictly in accordance with the Manufacturers/Suppliers recommended details.

Any discrepancies between information shown on this drawing and any other contract information or manufacturers/suppliers recommendations is to be brought to the attention of the Architect

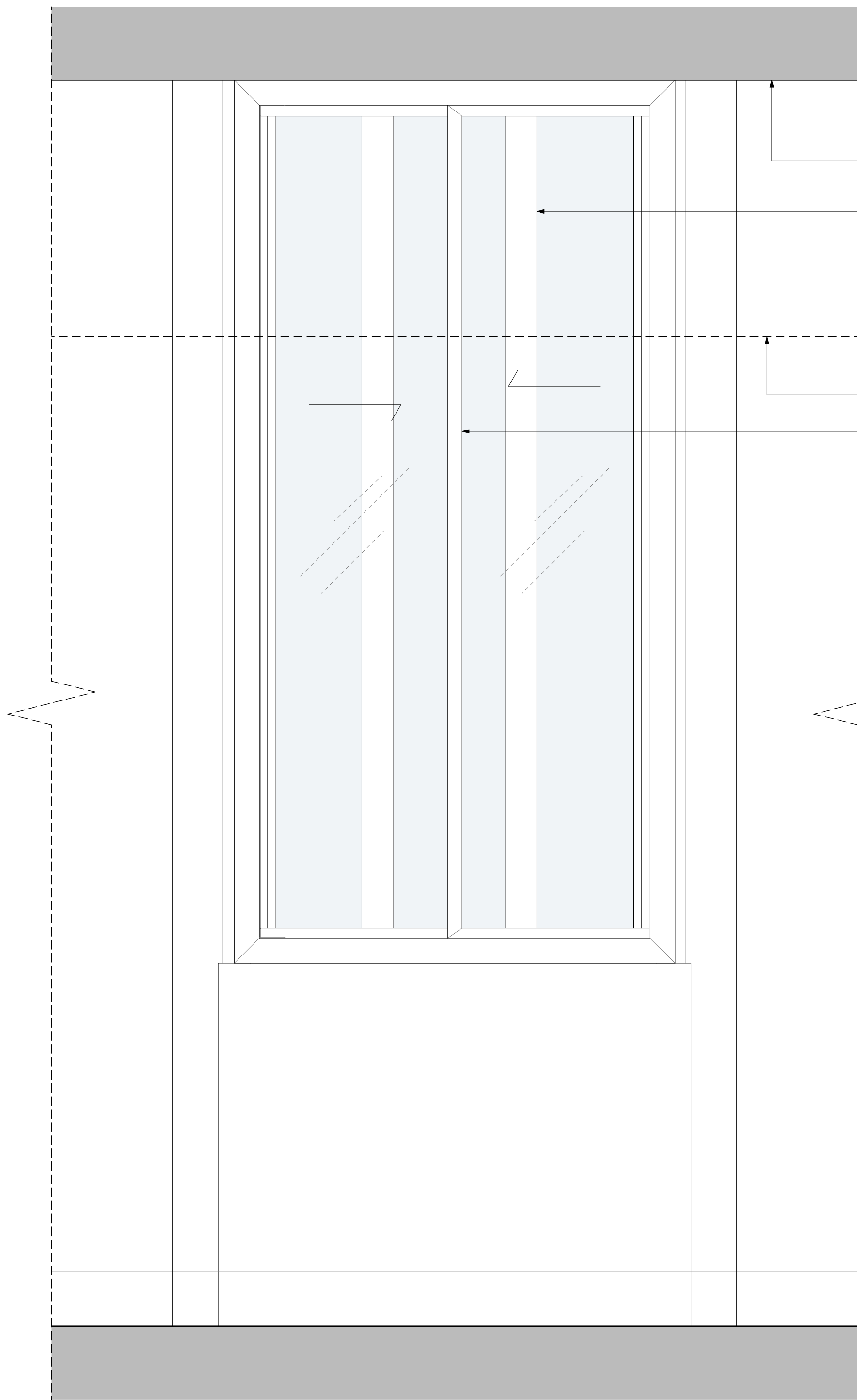
DO NOT SCALE FROM THIS DRAWING.

NOTES.

P1	ISSUED FOR PLANNING	05.01.17
REVISION	DATE	
Buckley Gray Yeoman		
Studio 4.04 The Tea Building 56 Shoreditch High Street London E1 6JJ T: 020 7033 9913 F: 020 7033 9914		
CLIENT	ESAS Holdings A.S	
PROJECT	Summit House	
DRAWING	Secondary Glazing: Type A	
SCALE	1:10 @ A1 (1:20 @ A3)	
DATE	Dec 2016	DRAWN BY CO
DWG No.	893_dW-02	REVISION P1
DRAWING STATUS	PLANNING	

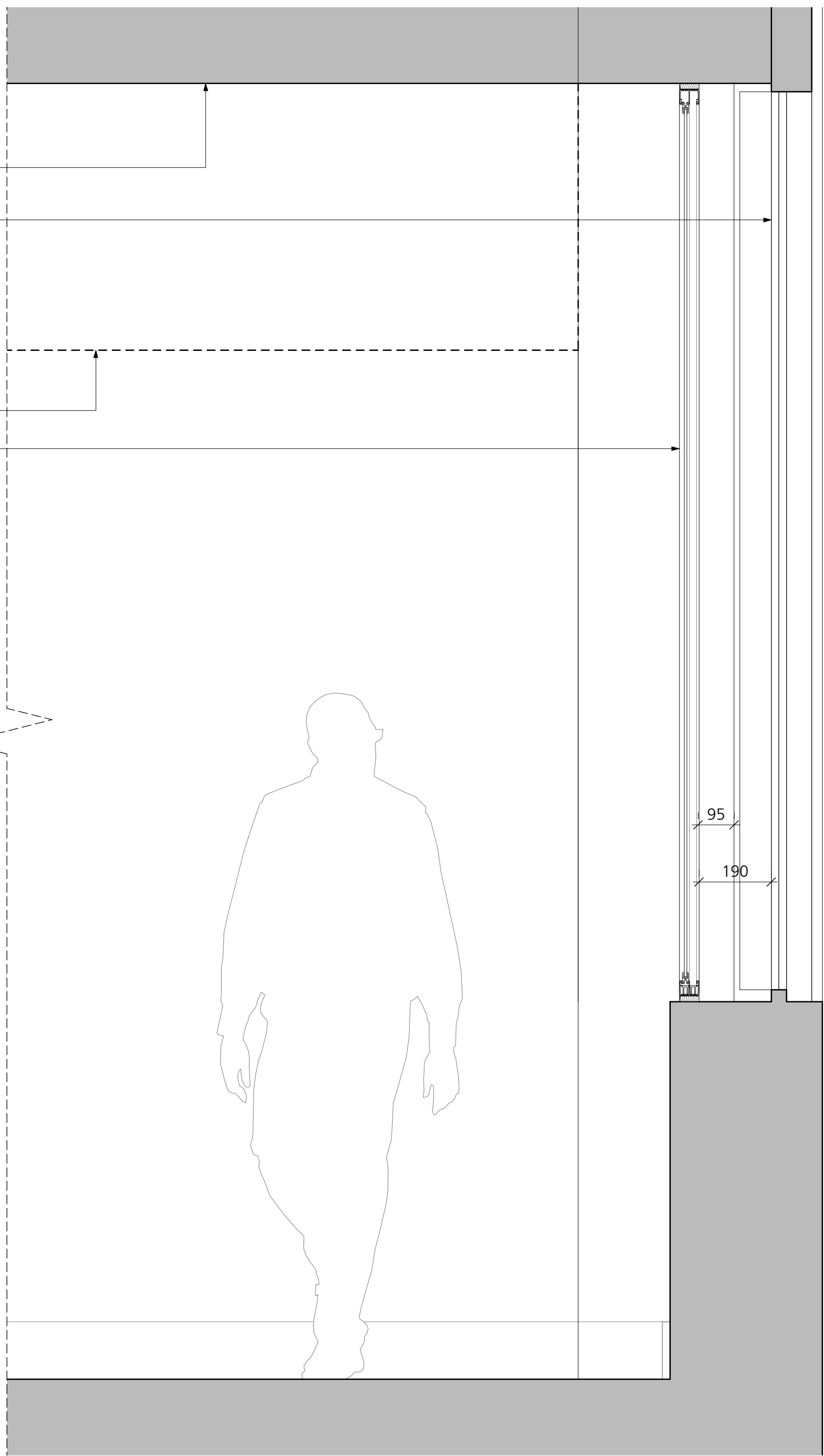


1 Secondary Glazing Type B: Proposed Plan  
1:10 at A1

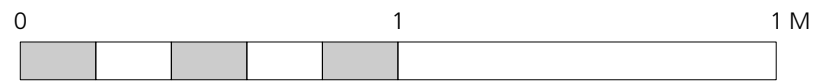


2 Secondary Glazing Type B: Proposed Internal Elevation  
1:10 at A1

- Existing structure to be exposed, finish tbc
- Existing window to be retained and made good
- Existing false ceiling to be removed
- New horizontal sliding secondary glazing, face fixed to inside of existing window reveal



3 Secondary Glazing Type B: Proposed Section  
1:10 at A1



GENERAL NOTES.

All dimensions to be checked on site prior to commencement of any works, and/or preparation of any shop drawings.

Sizes of and dimensions to any structural elements are indicative only. See structural engineers drawings for actual sizes / dimensions.

Sizes of and dimensions to any service elements are indicative only. See service engineers drawings for actual sizes and dimensions.

This drawing to be read in conjunction with all other Architect's drawings, specifications and other Consultants' information.

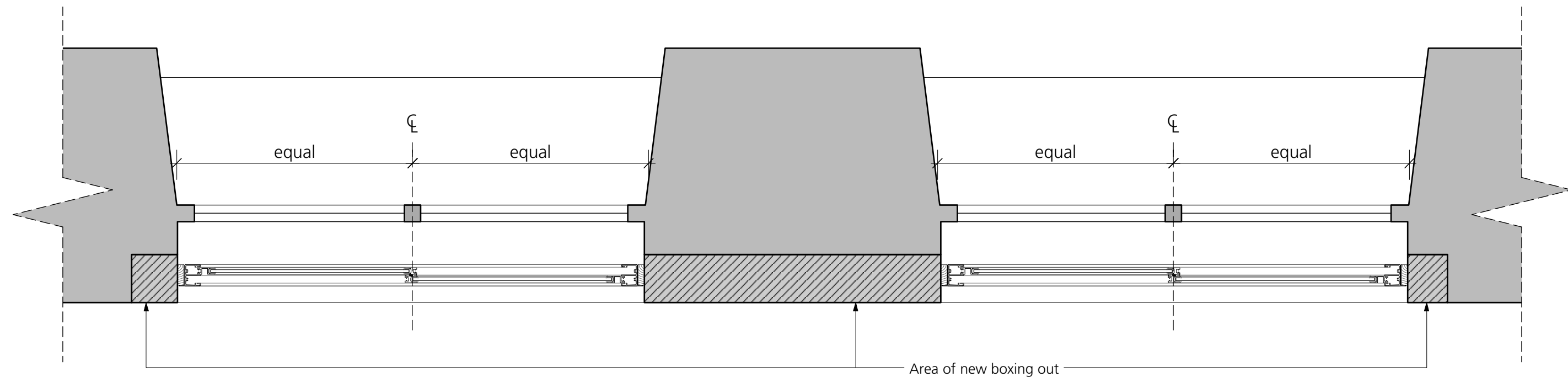
All proprietary systems shown on this drawing are to be installed strictly in accordance with the Manufacturers/Suppliers recommended details.

Any discrepancies between information shown on this drawing and any other contract information or manufacturers/suppliers recommendations is to be brought to the attention of the Architect

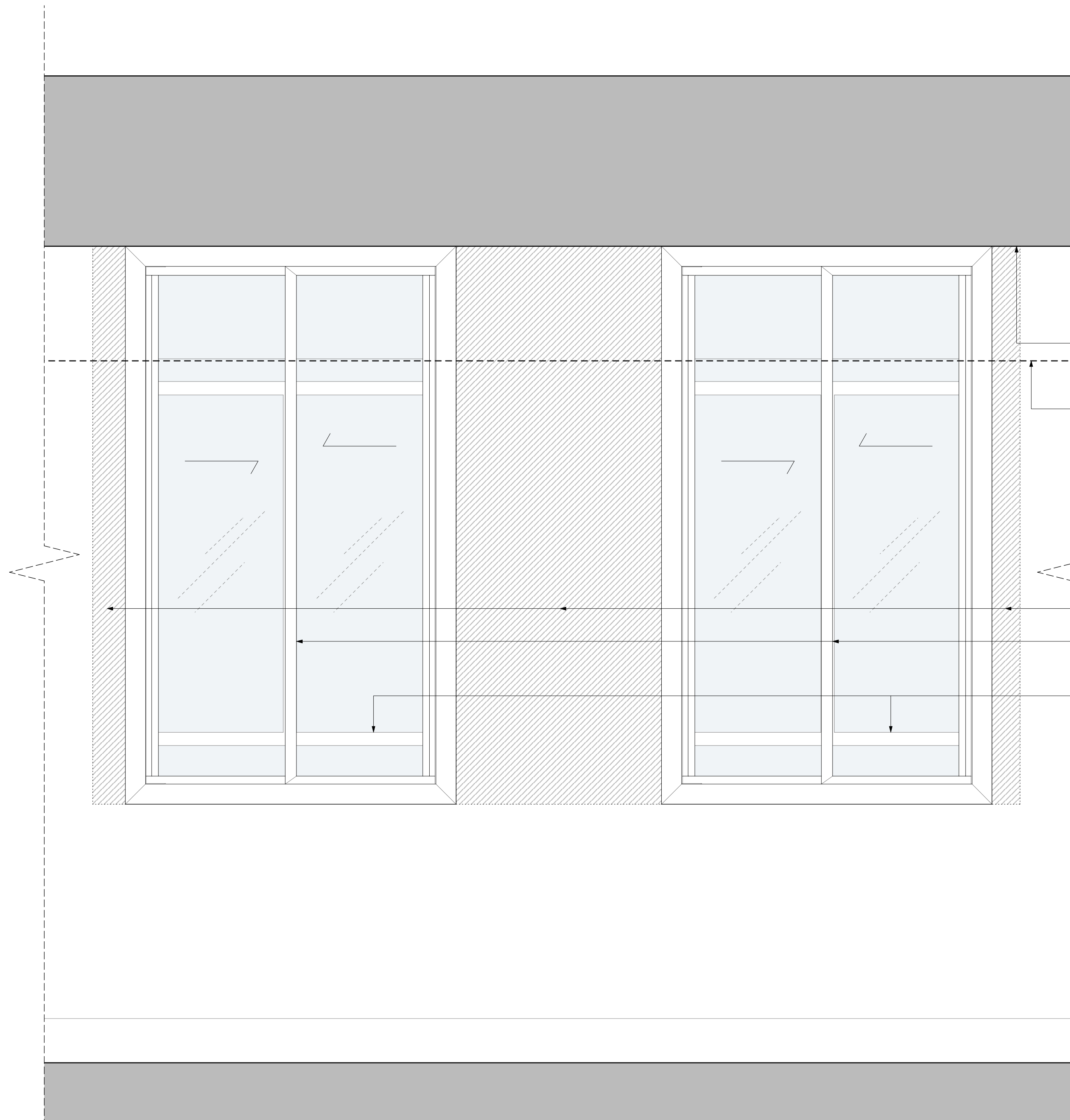
DO NOT SCALE FROM THIS DRAWING.

NOTES.

P1	ISSUED FOR PLANNING		05.01.17
REVISION		DATE	
Buckley Gray Yeoman			
Studio 4.04 The Tea Building 56 Shoreditch High Street London E1 6JJ T: 020 7033 9913 F: 020 7033 9914			
CLIENT		ESAS Holdings A.S	
PROJECT		Summit House	
DRAWING		Secondary Glazing: Type B	
SCALE		1:10 @ A1 (1:20 @ A3)	
DATE		Dec 2016	DRAWN BY CO
DWG No.		893_dW-03	REVISION P1
DRAWING STATUS		PLANNING	



1 Secondary Glazing Type C: Proposed Plan  
1:10 at A1



2 Secondary Glazing Type C: Proposed Internal Elevation  
1:10 at A1

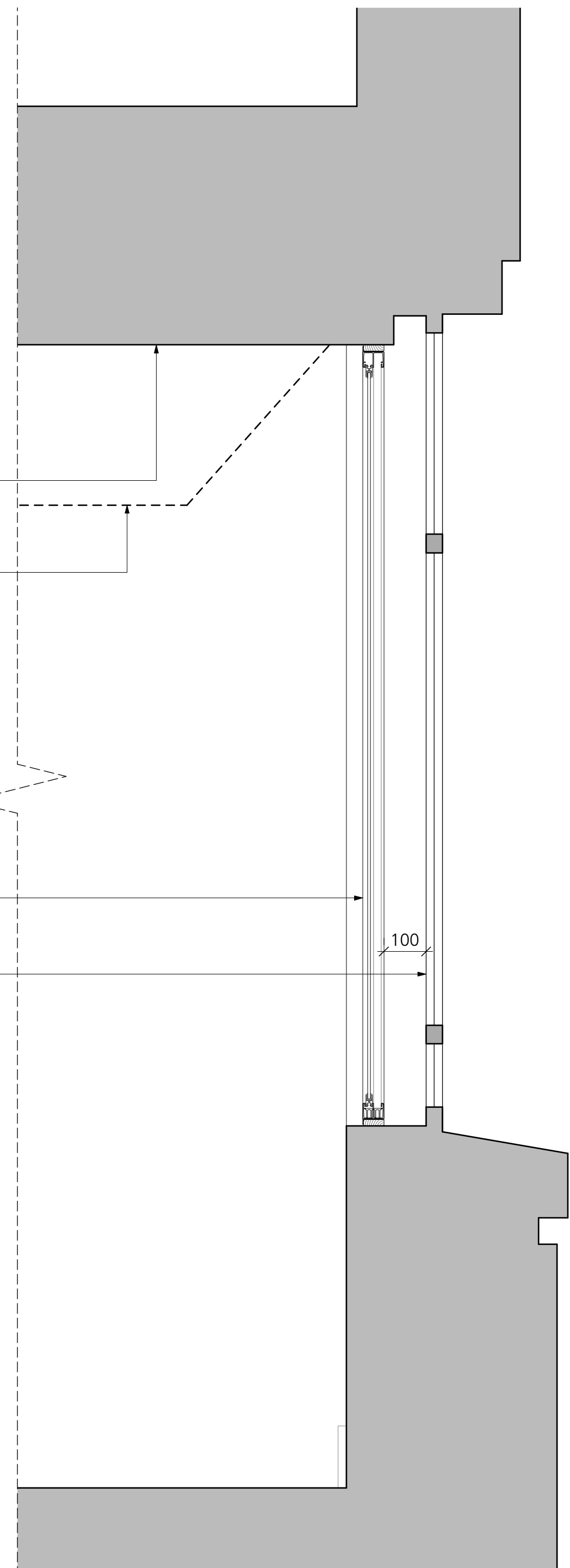
Existing structure to be exposed,  
finish tbc

Existing false ceiling to be removed

Area of new boxing out

New horizontal sliding secondary  
glazing, face fixed to inside of  
existing window reveal

Existing windows to be retained  
and made good



3 Secondary Glazing Type C: Proposed Section  
1:10 at A1



#### GENERAL NOTES.

All dimensions to be checked on site prior to commencement of any works, and/or preparation of any shop drawings.

Sizes of and dimensions to any structural elements are indicative only. See structural engineers drawings for actual sizes / dimensions.

Sizes of and dimensions to any service elements are indicative only. See service engineers drawings for actual sizes and dimensions.

This drawing to be read in conjunction with all other Architect's drawings, specifications and other Consultants' information.

All proprietary systems shown on this drawing are to be installed strictly in accordance with the Manufacturers/Suppliers recommended details.

Any discrepancies between information shown on this drawing and any other contract information or manufacturers/suppliers recommendations is to be brought to the attention of the Architect

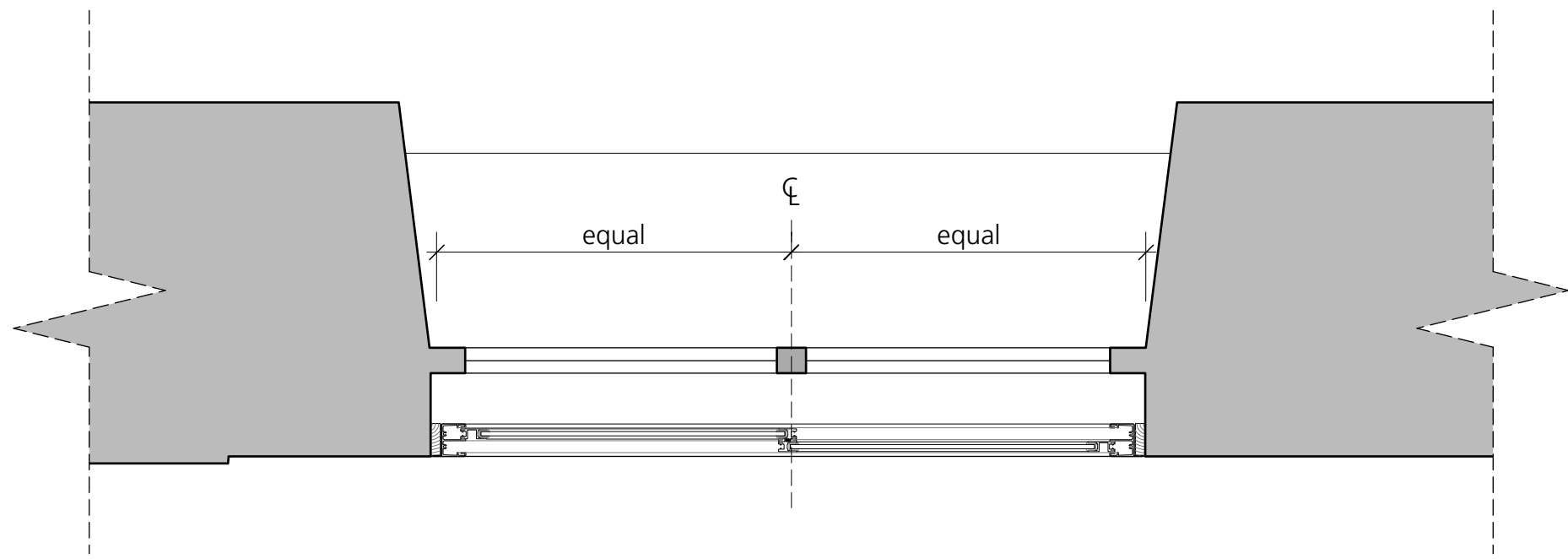
DO NOT SCALE FROM THIS DRAWING.

NOTES.

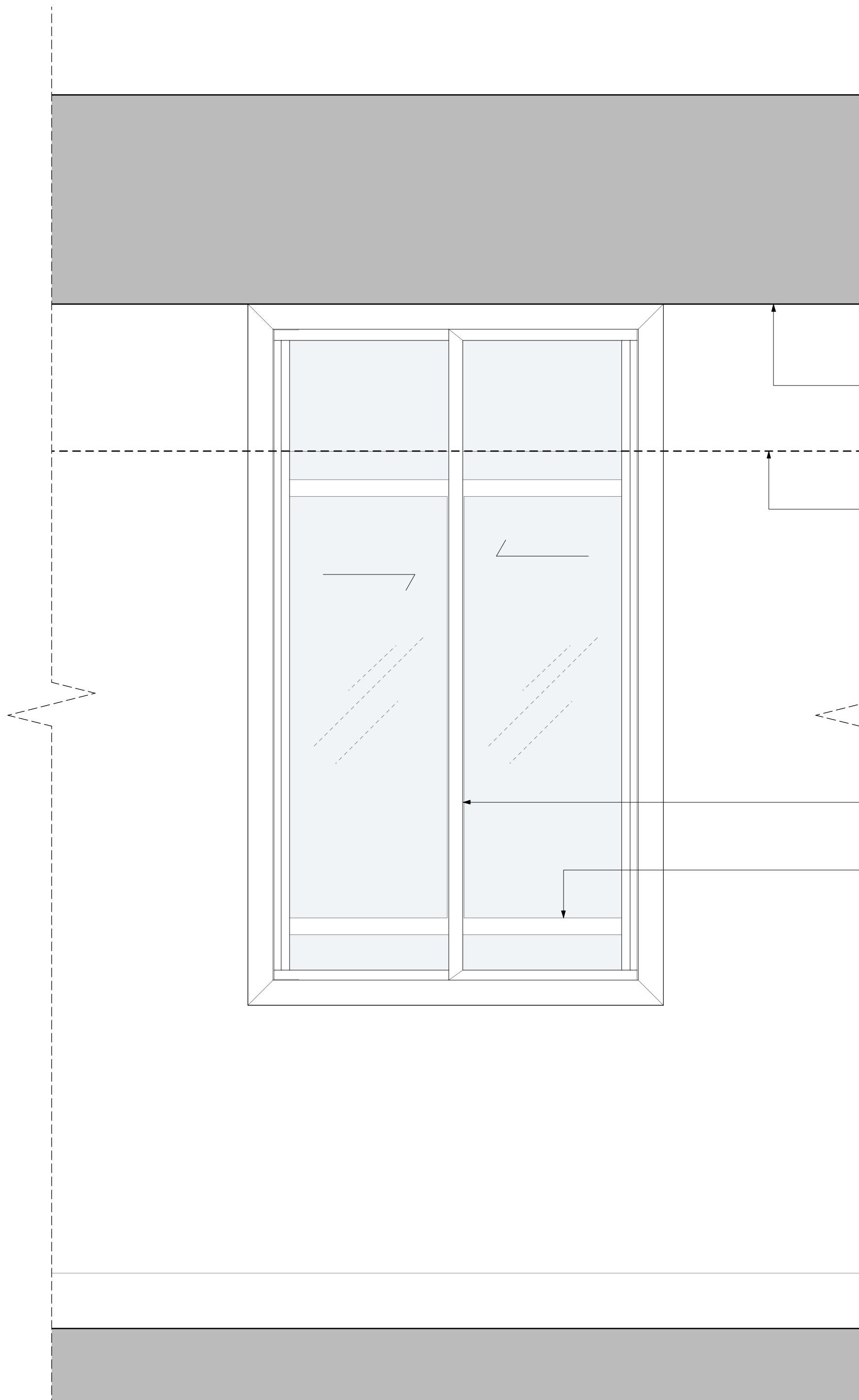
P1	ISSUED FOR PLANNING		05.01.17
REVISION			DATE
Buckley Gray Yeoman			
Studio 4.04 The Tea Building 56 Shoreditch High Street London E1 6JJ T: 020 7033 9913 F: 020 7033 9914			
CLIENT			
ESAS Holdings A.S			
PROJECT			
Summit House			
DRAWING			
Secondary Glazing: Type C			
SCALE			
1:10 @ A1 (1:20 @ A3)			
DATE		DRAWN BY	CO
Dec 2016			
DWG No.		REVISION	P1
893_dW-04			
DRAWING STATUS			
PLANNING			

Information contained on this drawing is the sole copyright of Buckley Gray Yeoman and is not to be reproduced without their permission.





1 Secondary Glazing Type D: Proposed Plan  
1:10 at A1



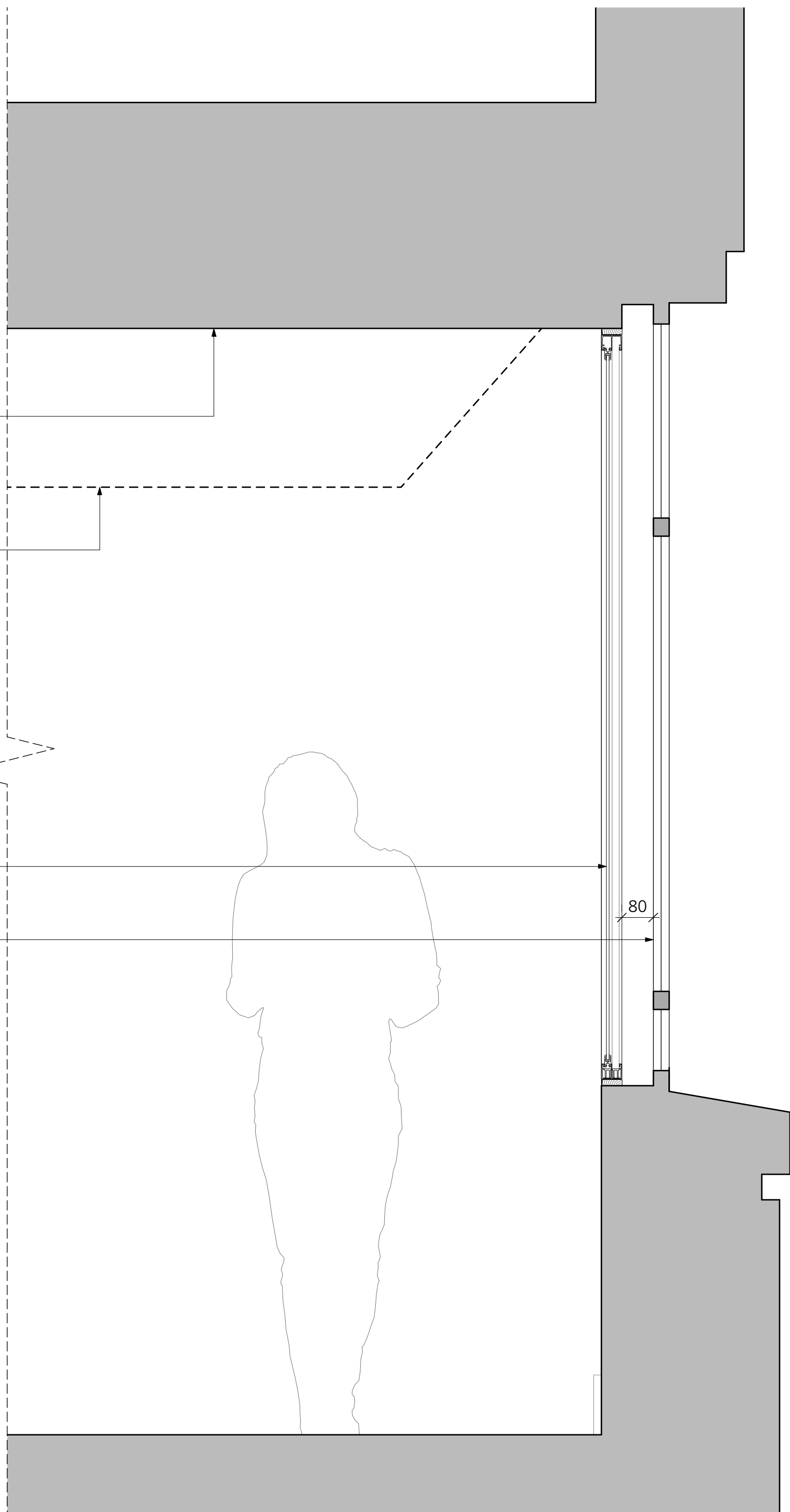
2 Secondary Glazing Type D: Proposed Internal Elevation  
1:10 at A1

Existing structure to be exposed,  
finish tbc

Existing false ceiling to be removed

New horizontal sliding secondary  
glazing, face fixed to inside of  
existing window reveal

Existing window to be retained and  
made good



3 Secondary Glazing Type D: Proposed Section  
1:10 at A1



GENERAL NOTES.

All dimensions to be checked on site prior to commencement of any works, and/or preparation of any shop drawings.

Sizes of and dimensions to any structural elements are indicative only. See structural engineers drawings for actual sizes / dimensions.

Sizes of and dimensions to any service elements are indicative only. See service engineers drawings for actual sizes and dimensions.

This drawing to be read in conjunction with all other Architect's drawings, specifications and other Consultants' information.

All proprietary systems shown on this drawing are to be installed strictly in accordance with the Manufacturers/Suppliers recommended details.

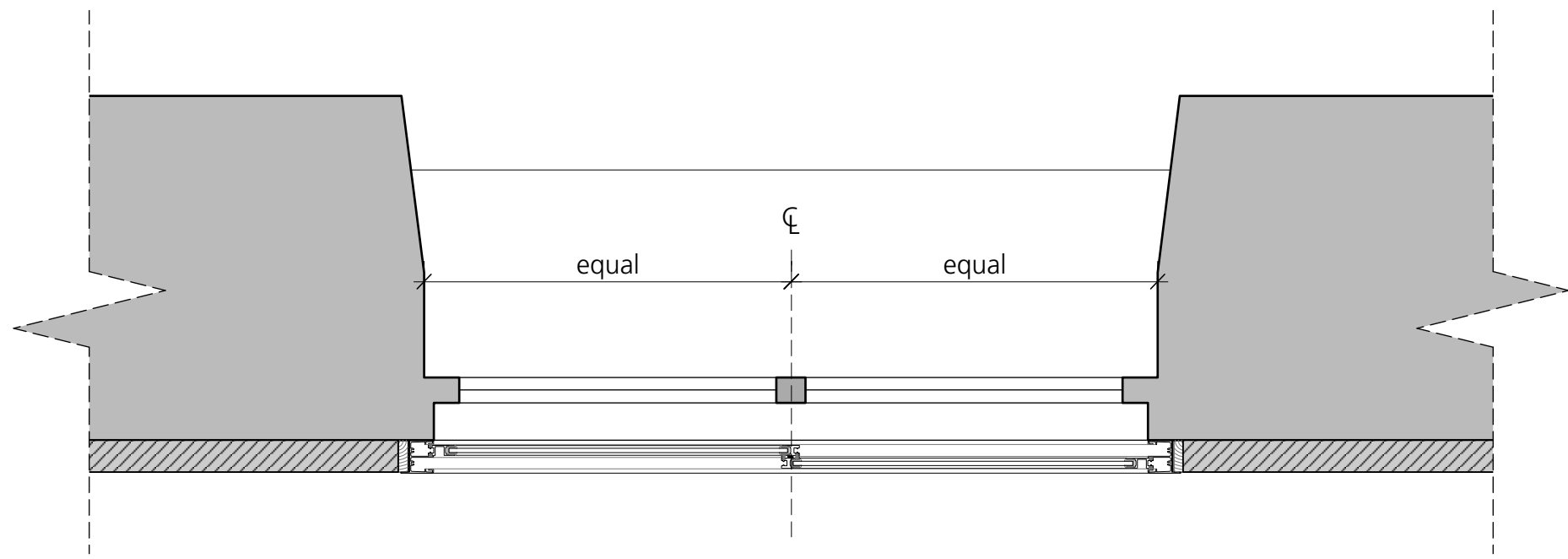
Any discrepancies between information shown on this drawing and any other contract information or manufacturers/suppliers recommendations is to be brought to the attention of the Architect

DO NOT SCALE FROM THIS DRAWING.

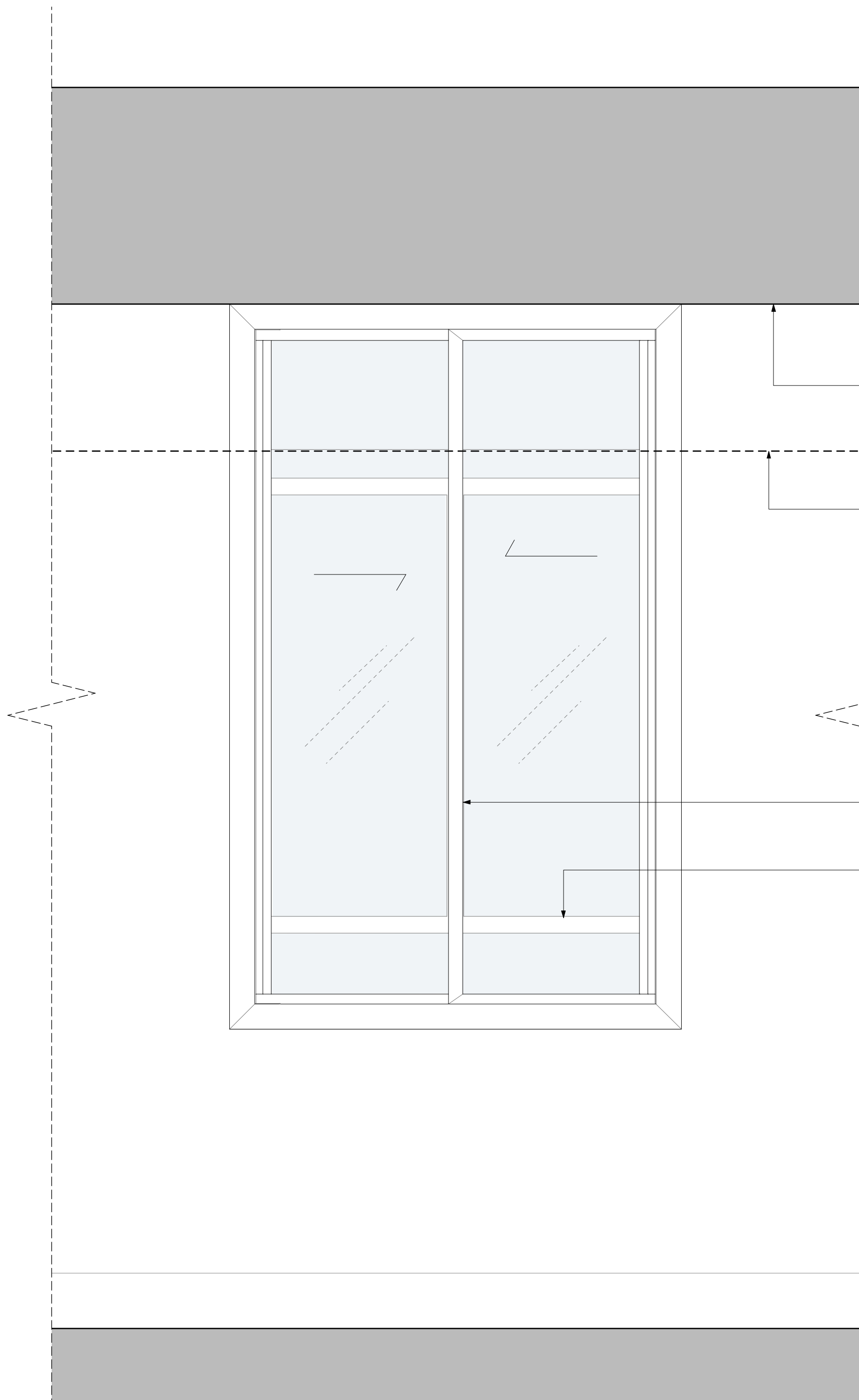
NOTES.

P1	ISSUED FOR PLANNING		05.01.17
REVISION			DATE
Buckley Gray Yeoman			
Studio 4.04 The Tea Building 56 Shoreditch High Street London E1 6JJ T: 020 7033 9913 F: 020 7033 9914			
CLIENT	ESAS Holdings A.S		
PROJECT	Summit House		
DRAWING	Secondary Glazing: Type D		
SCALE	1:10 @ A1 (1:20 @ A3)		
DATE	Dec 2016	DRAWN BY	CO
DWG No.	893_dW-05	REVISION	P1
DRAWING STATUS	PLANNING		

Information contained on this drawing is the sole copyright of  
Buckley Gray Yeoman and is not to be reproduced without their permission.



1 Secondary Glazing Type E: Proposed Plan  
1:10 at A1



2 Secondary Glazing Type E: Proposed Internal Elevation  
1:10 at A1

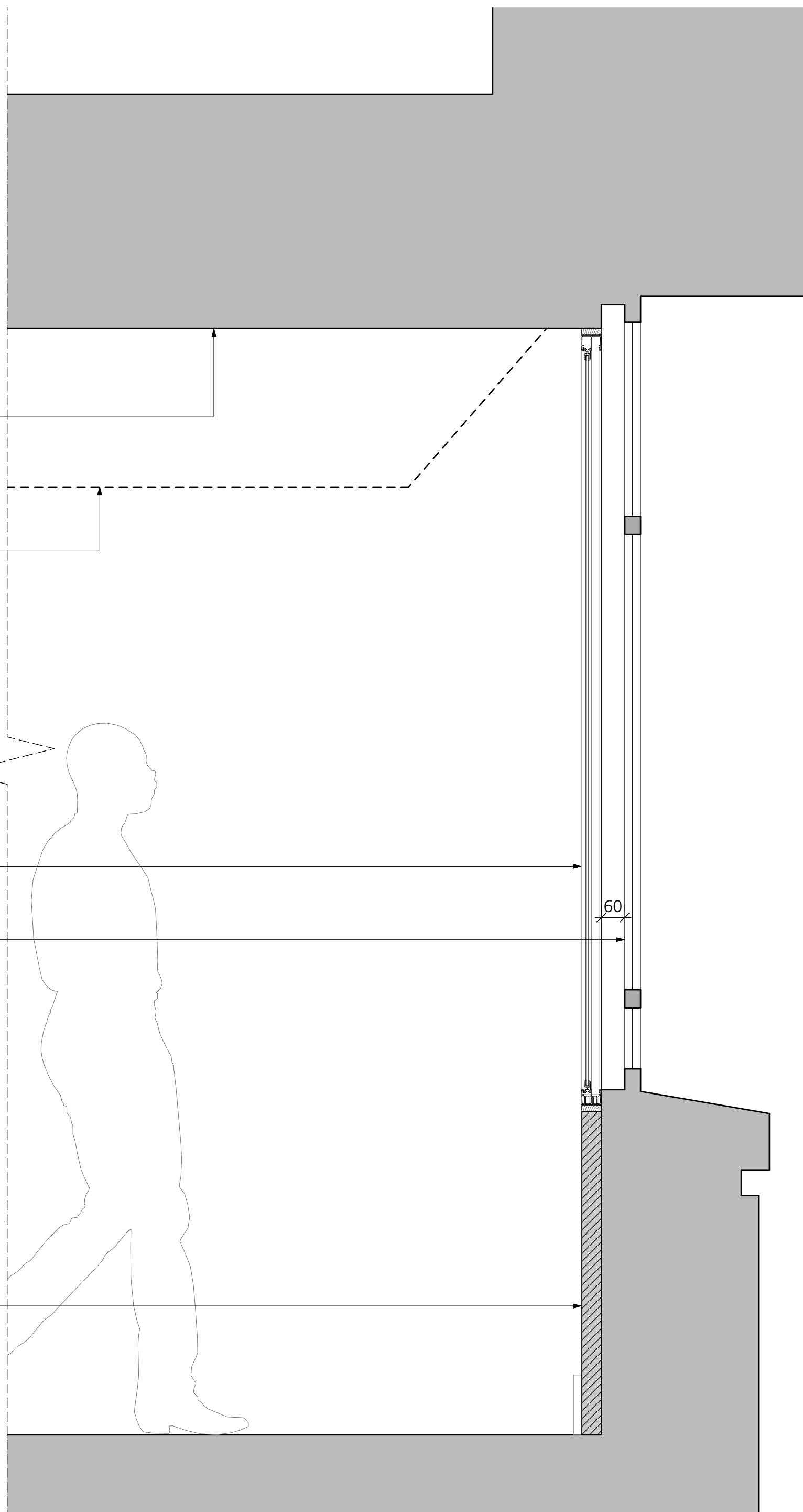
Existing structure to be exposed,  
finish tbc

Existing false ceiling to be removed

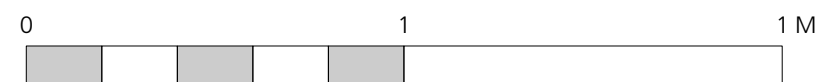
New horizontal sliding secondary  
glazing, fixed to new plasterboard  
boxing out to window perimeter.

Existing window to be retained and  
made good

Area of new boxing out to  
window perimeter.



3 Secondary Glazing Type E: Proposed Section  
1:10 at A1



#### GENERAL NOTES.

All dimensions to be checked on site prior to commencement of any works, and/or preparation of any shop drawings.

Sizes of and dimensions to any structural elements are indicative only. See structural engineers drawings for actual sizes / dimensions.

Sizes of and dimensions to any service elements are indicative only. See service engineers drawings for actual sizes and dimensions.

This drawing to be read in conjunction with all other Architect's drawings, specifications and other Consultants' information.

All proprietary systems shown on this drawing are to be installed strictly in accordance with the Manufacturers/Suppliers recommended details.

Any discrepancies between information shown on this drawing and any other contract information or manufacturers/suppliers recommendations is to be brought to the attention of the Architect

DO NOT SCALE FROM THIS DRAWING.

NOTES.

P1 ISSUED FOR PLANNING 05.01.17

REVISION DATE

Buckley Gray Yeoman

Studio 4.04 The Tea Building 56 Shoreditch High Street  
London E1 6JJ T: 020 7033 9913 F: 020 7033 9914

CLIENT  
ESAS Holdings A.S

PROJECT  
Summit House

DRAWING  
Secondary Glazing:  
Type E

SCALE  
1:10 @ A1 (1:20 @ A3)

DATE  
Dec 2016

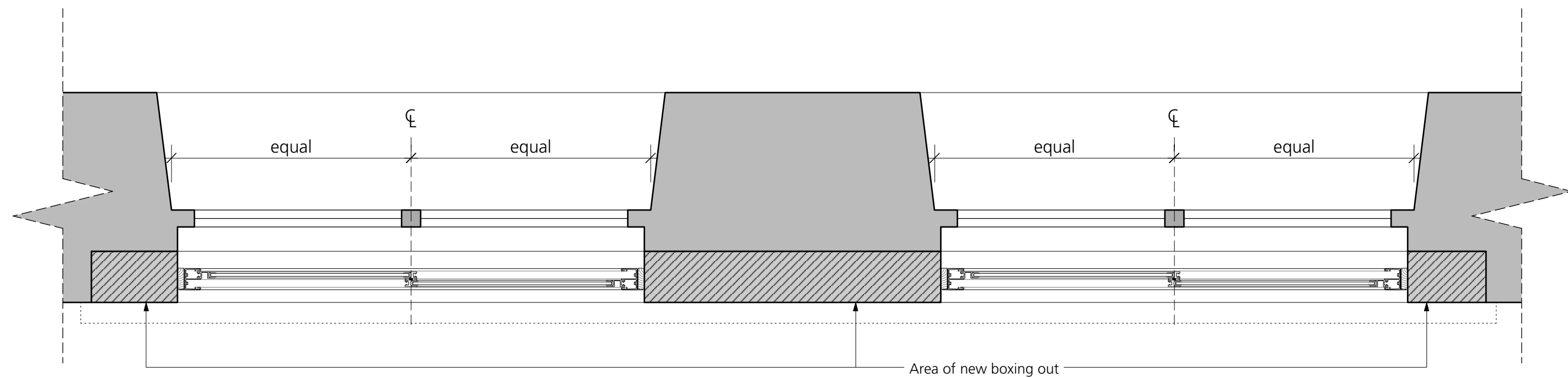
DRAWN BY  
CO

DWG No.  
893\_dW-06


REVISION  
P1

DRAWING STATUS  
PLANNING

Information contained on this drawing is the sole copyright of  
Buckley Gray Yeoman and is not to be reproduced without their permission.



1 Secondary Glazing Type C: Proposed Plan  
1:10 at A1



2 Secondary Glazing Type C: Proposed Internal Elevation  
1:10 at A1

Existing structure to be exposed,  
finish tbc

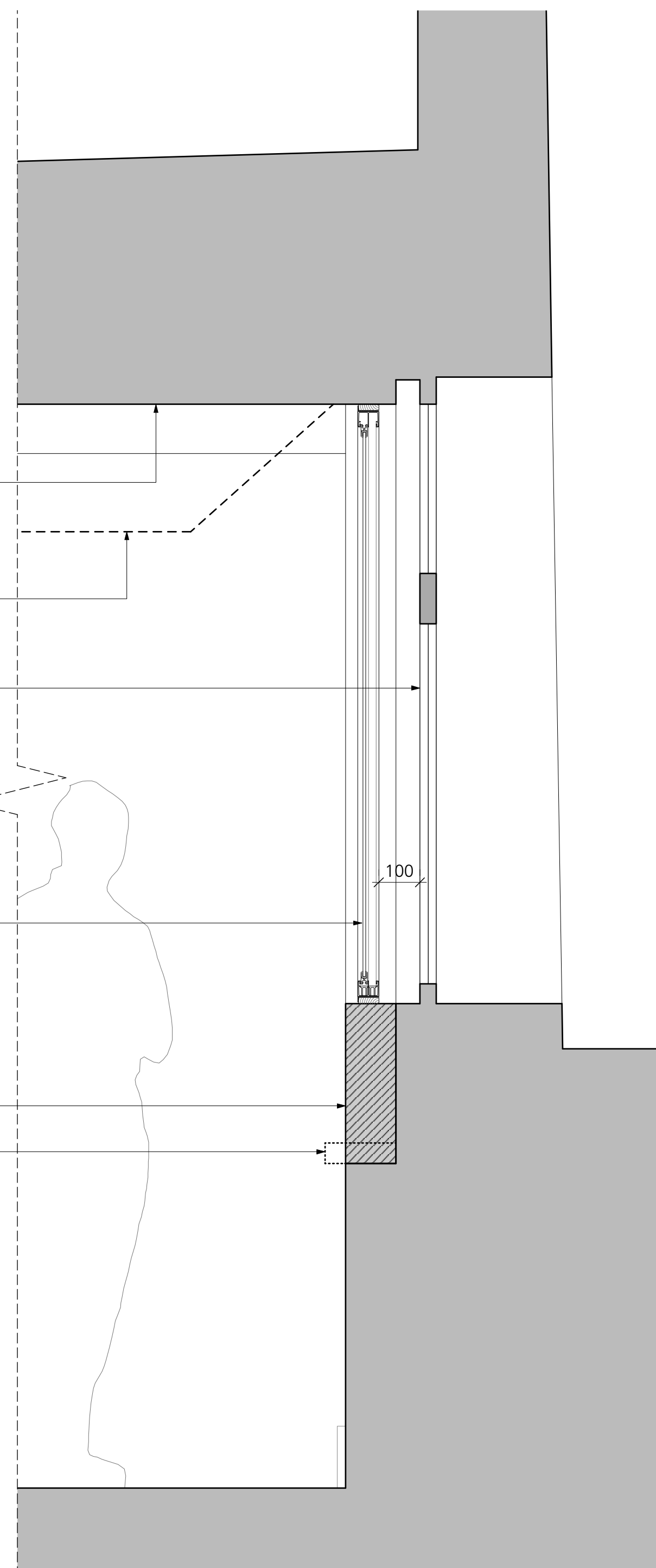
Existing false ceiling to be removed

Existing windows to be retained  
and made good

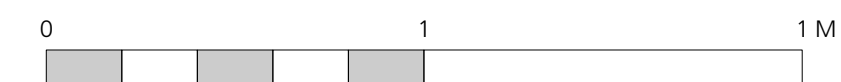
New horizontal sliding secondary  
glazing, face fixed to inside of  
existing window reveal

Area of new boxing out

Existing window cill to be removed



3 Secondary Glazing Type C: Proposed Section  
1:10 at A1



#### GENERAL NOTES.

All dimensions to be checked on site prior to commencement of any works, and/or preparation of any shop drawings.

Sizes of and dimensions to any structural elements are indicative only. See structural engineers drawings for actual sizes / dimensions.

Sizes of and dimensions to any service elements are indicative only. See service engineers drawings for actual sizes and dimensions.

This drawing to be read in conjunction with all other Architect's drawings, specifications and other Consultants' information.

All proprietary systems shown on this drawing are to be installed strictly in accordance with the Manufacturers/Suppliers recommended details.

Any discrepancies between information shown on this drawing and any other contract information or manufacturers/suppliers recommendations is to be brought to the attention of the Architect

DO NOT SCALE FROM THIS DRAWING.


NOTES.

P1	ISSUED FOR PLANNING	05.01.17
REVISION		DATE
Buckley Gray Yeoman		
Studio 4.04 The Tea Building 56 Shoreditch High Street London E1 6JJ T: 020 7033 9913 F: 020 7033 9914		
CLIENT		
ESAS Holdings A.S		
PROJECT		
Summit House		
DRAWING		
Secondary Glazing: Type F		
SCALE		
1:10 @ A1 (1:20 @ A3)		
DATE		DRAWN BY
Dec 2016		CO
DWG No.		REVISION
893_dW-07		P1
DRAWING STATUS		
PLANNING		

Information contained on this drawing is the sole copyright of Buckley Gray Yeoman and is not to be reproduced without their permission.



1 Secondary Glazing Type C: Proposed Plan  
1:10 at A1



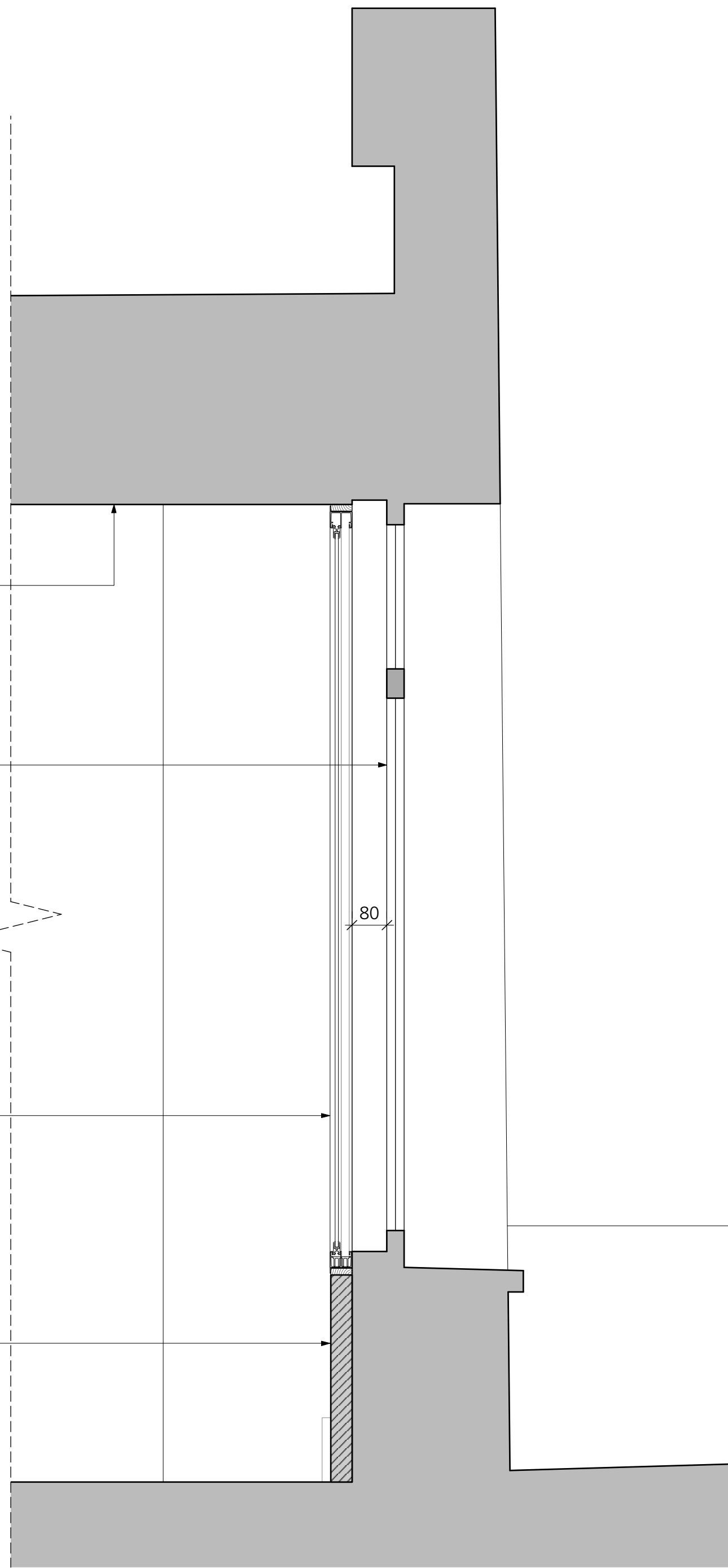
2 Secondary Glazing Type C: Proposed Internal Elevation  
1:10 at A1

Existing structure to be exposed,  
finish tbc

Existing windows to be retained  
and made good

New horizontal sliding secondary  
glazing, fixed to new  
plasterboard boxing out to  
window perimeter.

Area of new boxing out to  
window perimeter.



3 Secondary Glazing Type C: Proposed Section  
1:10 at A1



GENERAL NOTES.

All dimensions to be checked on site prior to commencement of any works, and/or preparation of any shop drawings.

Sizes of and dimensions to any structural elements are indicative only. See structural engineers drawings for actual sizes / dimensions.

Sizes of and dimensions to any service elements are indicative only. See service engineers drawings for actual sizes and dimensions.

This drawing to be read in conjunction with all other Architect's drawings, specifications and other Consultants' information.

All proprietary systems shown on this drawing are to be installed strictly in accordance with the Manufacturers/Suppliers recommended details.

Any discrepancies between information shown on this drawing and any other contract information or manufacturers/suppliers recommendations is to be brought to the attention of the Architect

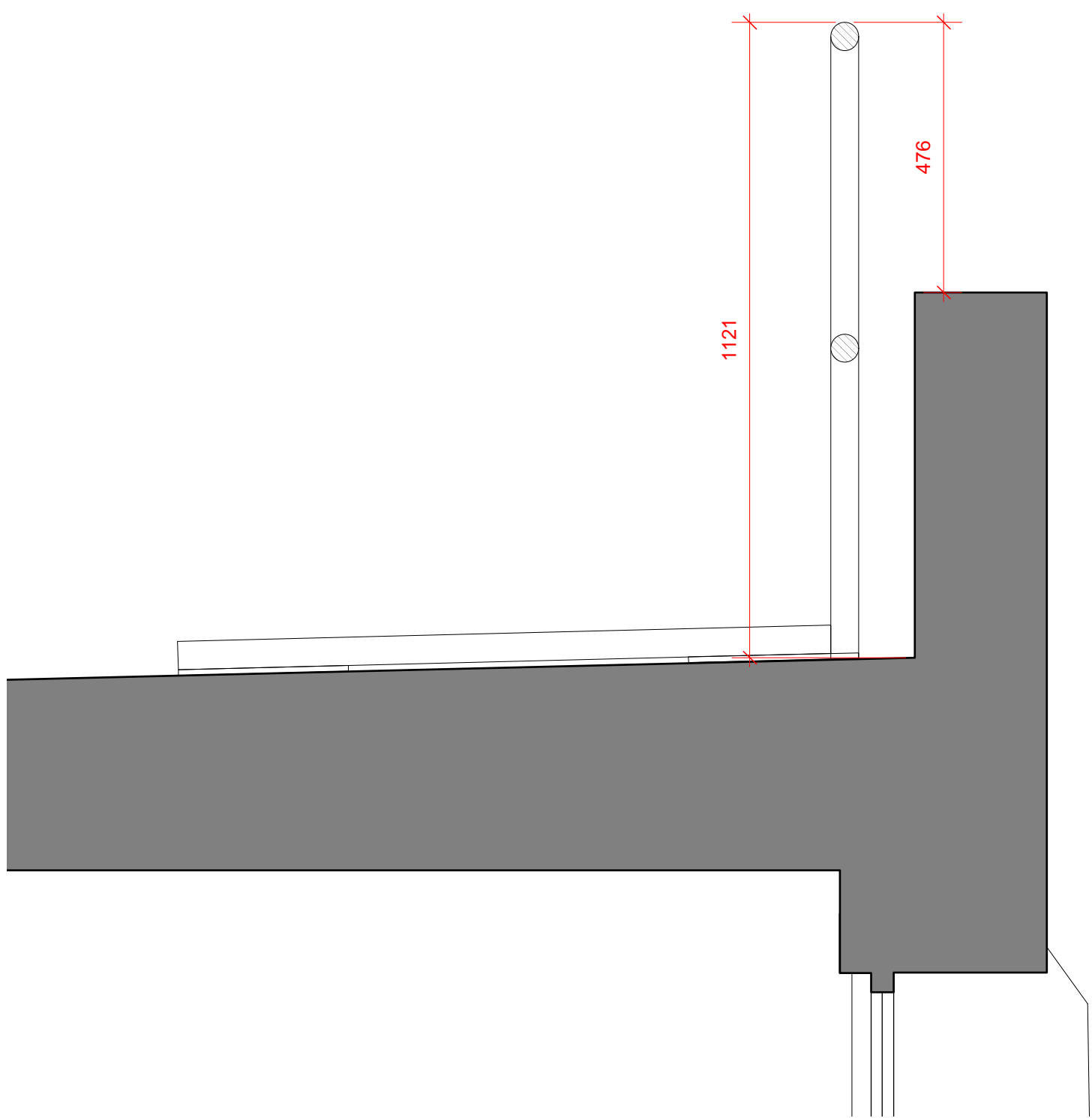
DO NOT SCALE FROM THIS DRAWING.

NOTES.

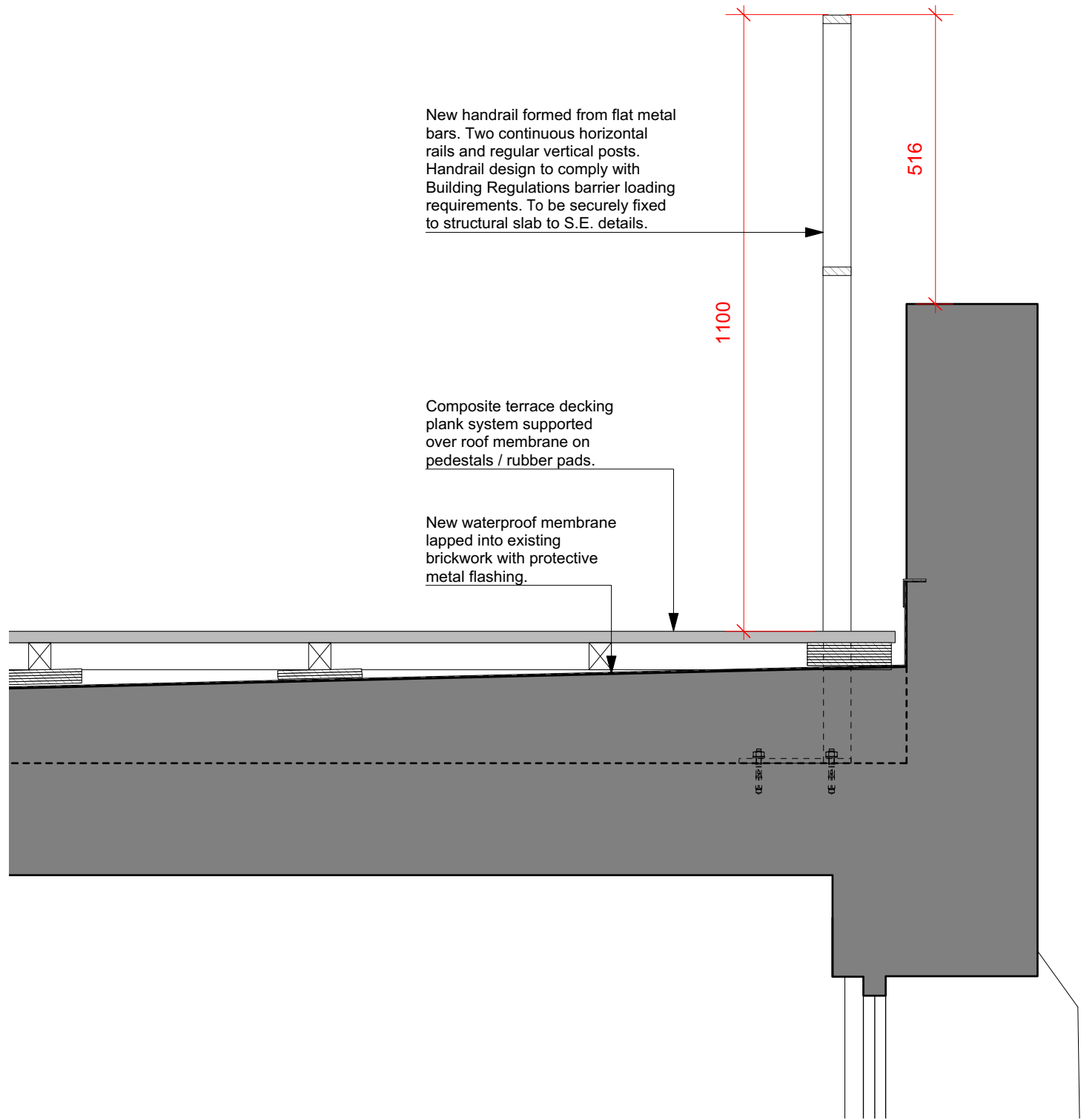
P1 ISSUED FOR PLANNING		05.01.17
REVISION	DATE	
Buckley Gray Yeoman		
Studio 4.04 The Tea Building 56 Shoreditch High Street London E1 6JJ T: 020 7033 9913 F: 020 7033 9914		
CLIENT	ESAS Holdings A.S	
PROJECT	Summit House	
DRAWING	Secondary Glazing: Type G	
SCALE	1:10 @ A1 (1:20 @ A3)	
DATE	Dec 2016	DRAWN BY CO
DWG No.	893_dW-08	REVISION P1
DRAWING STATUS	PLANNING	

Information contained on this drawing is the sole copyright of Buckley Gray Yeoman and is not to be reproduced without their permission.

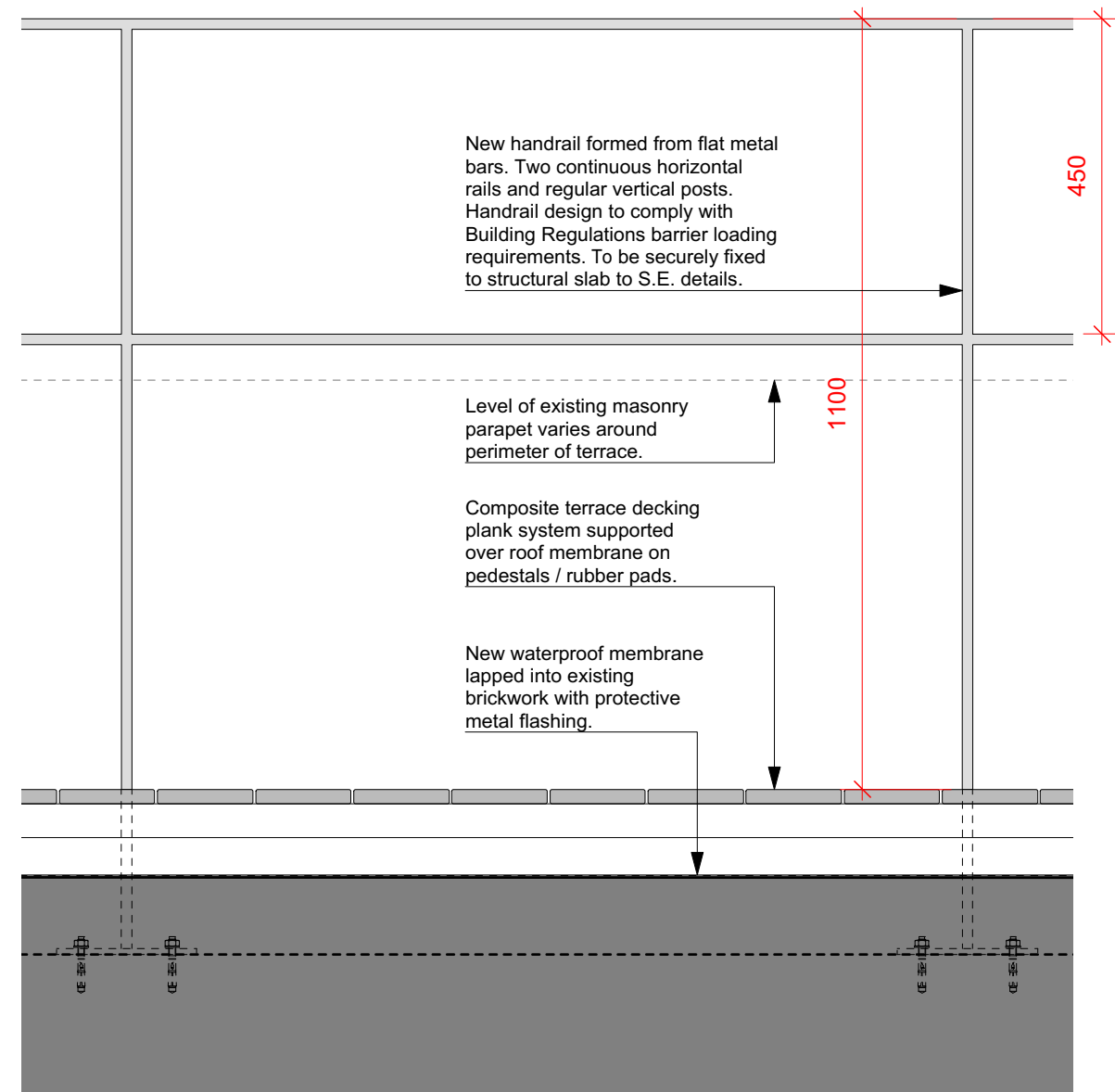




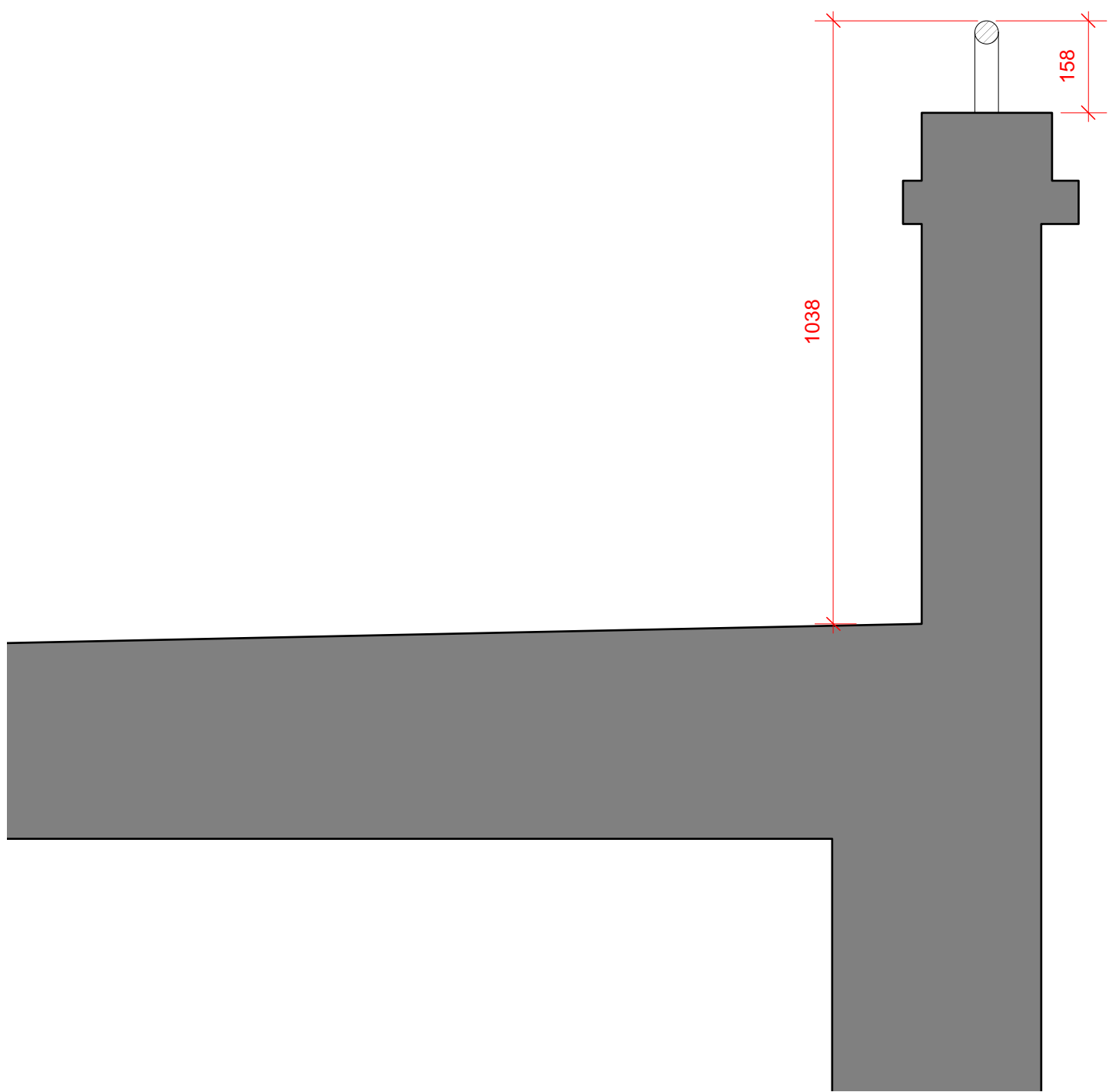
1 Section A - Existing Condition  
1:10 at A1



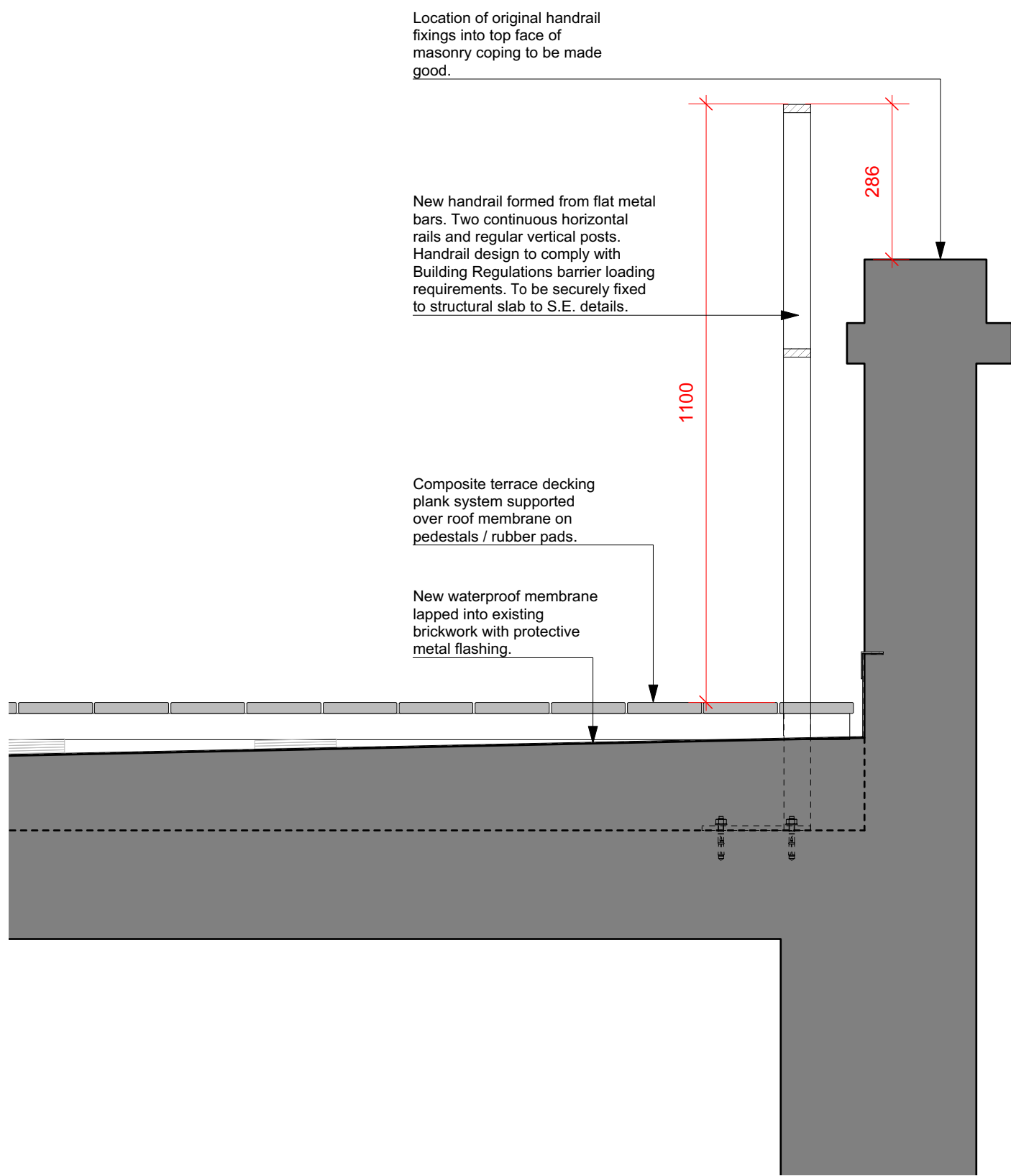
2 Section A - Proposed Condition  
1:10 at A1



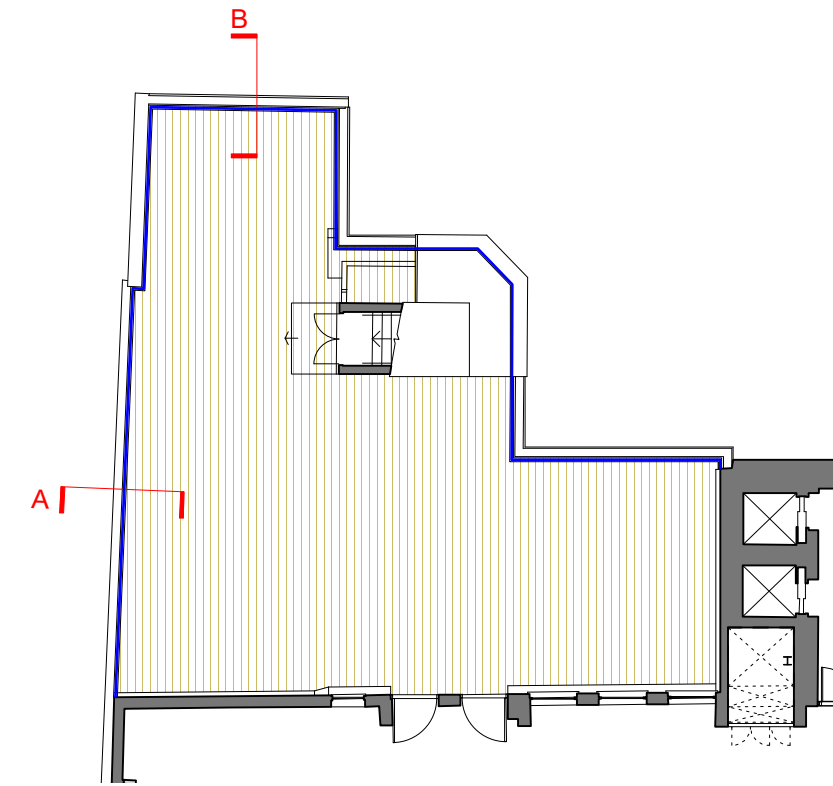
5 Typical Balustrade detail  
1:10 at A1



3 Section B - Existing Condition  
1:10 at A1



4 Section B - Proposed Condition  
1:10 at A1



6 Proposed Plan: Fourth Floor Roof Terrace  
1:200 at A1

#### GENERAL NOTES.

All dimensions to be checked on site prior to commencement of any works, and/or preparation of any shop drawings.

Sizes of and dimensions to any structural elements are indicative only. See structural engineers drawings for actual sizes / dimensions.

Sizes of and dimensions to any service elements are indicative only. See service engineers drawings for actual sizes and dimensions.

This drawing to be read in conjunction with all other Architect's drawings, specifications and other Consultants' information.

All proprietary systems shown on this drawing are to be installed strictly in accordance with the Manufacturers/Suppliers recommended details.

Any discrepancies between information shown on this drawing and any other contract information or manufacturers/suppliers recommendations is to be brought to the attention of the Architect

DO NOT SCALE FROM THIS DRAWING.

NOTES.

**PLEASE NOTE:**  
**DRAWING TO BE PRINTED IN COLOUR**

P1 ISSUED FOR PLANNING 05.01.17

REVISION DATE

Buckley Gray Yeoman

Studio 4.04 The Tea Building 56 Shoreditch High Street  
London E1 6JJ T: 020 7033 9913 F: 020 7033 9914

CLIENT  
ESAS Holdings A.S

PROJECT  
Summit House

DRAWING  
4th Floor Terrace  
Existing & Proposed Details

SCALE  
1:50 @ A1 (1:100 @ A3)

DATE  
Dec 2016

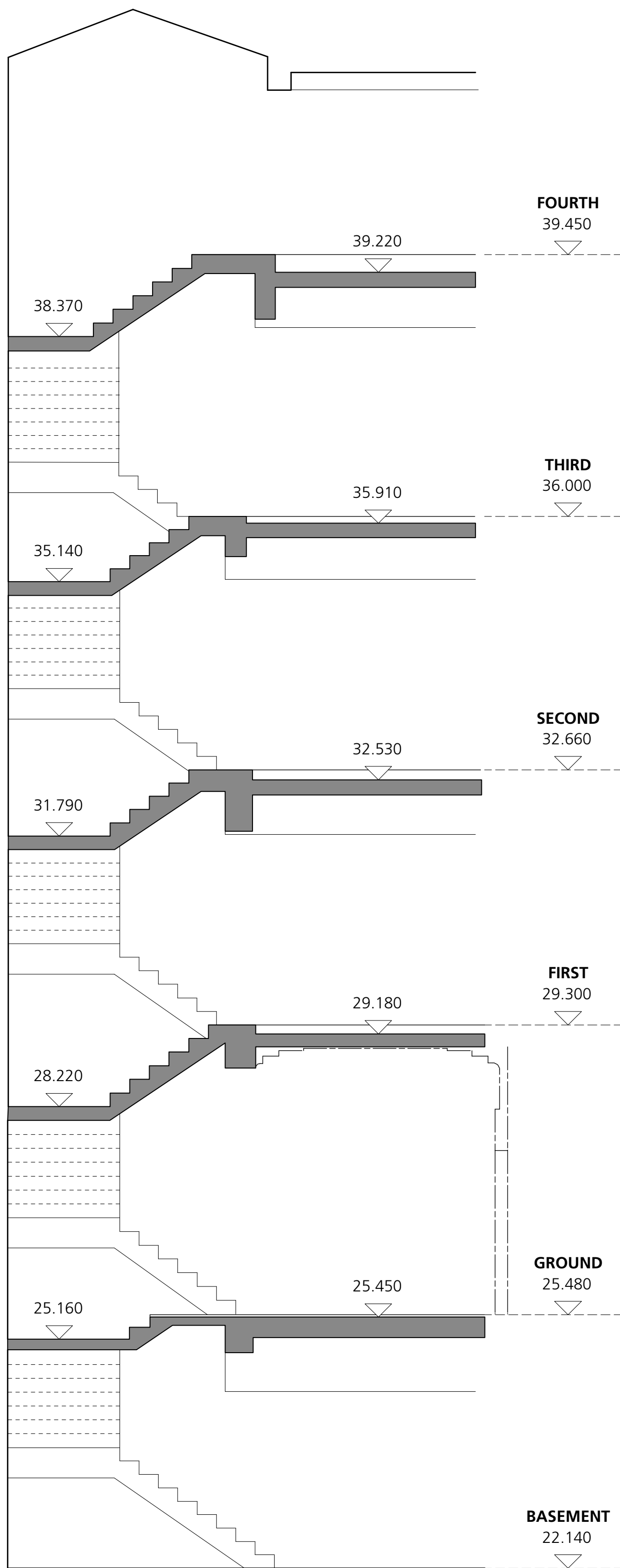
DRAWN BY  
CO

DWG No.  
893\_ED-01

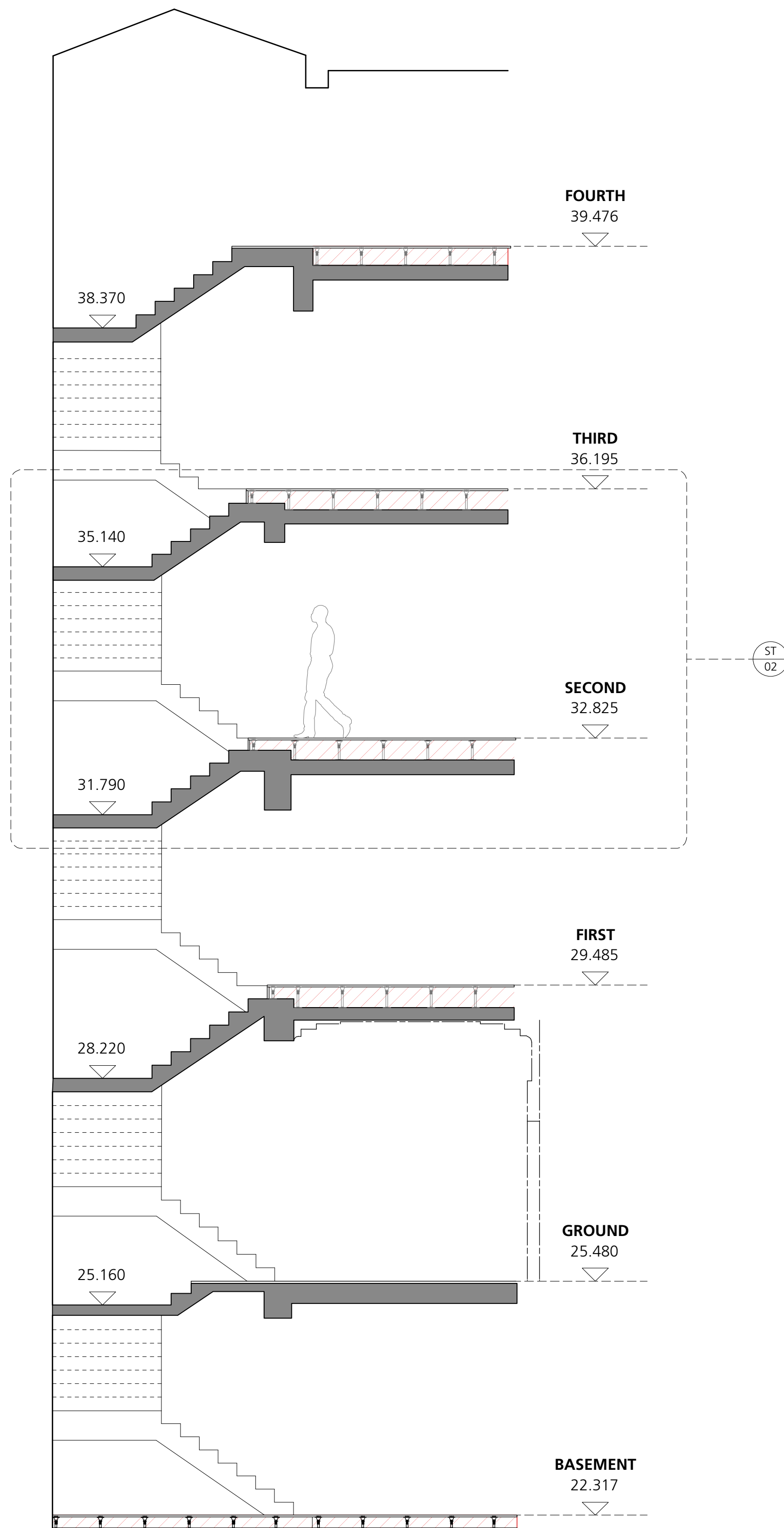
REVISION  
P1

DRAWING STATUS  
PLANNING

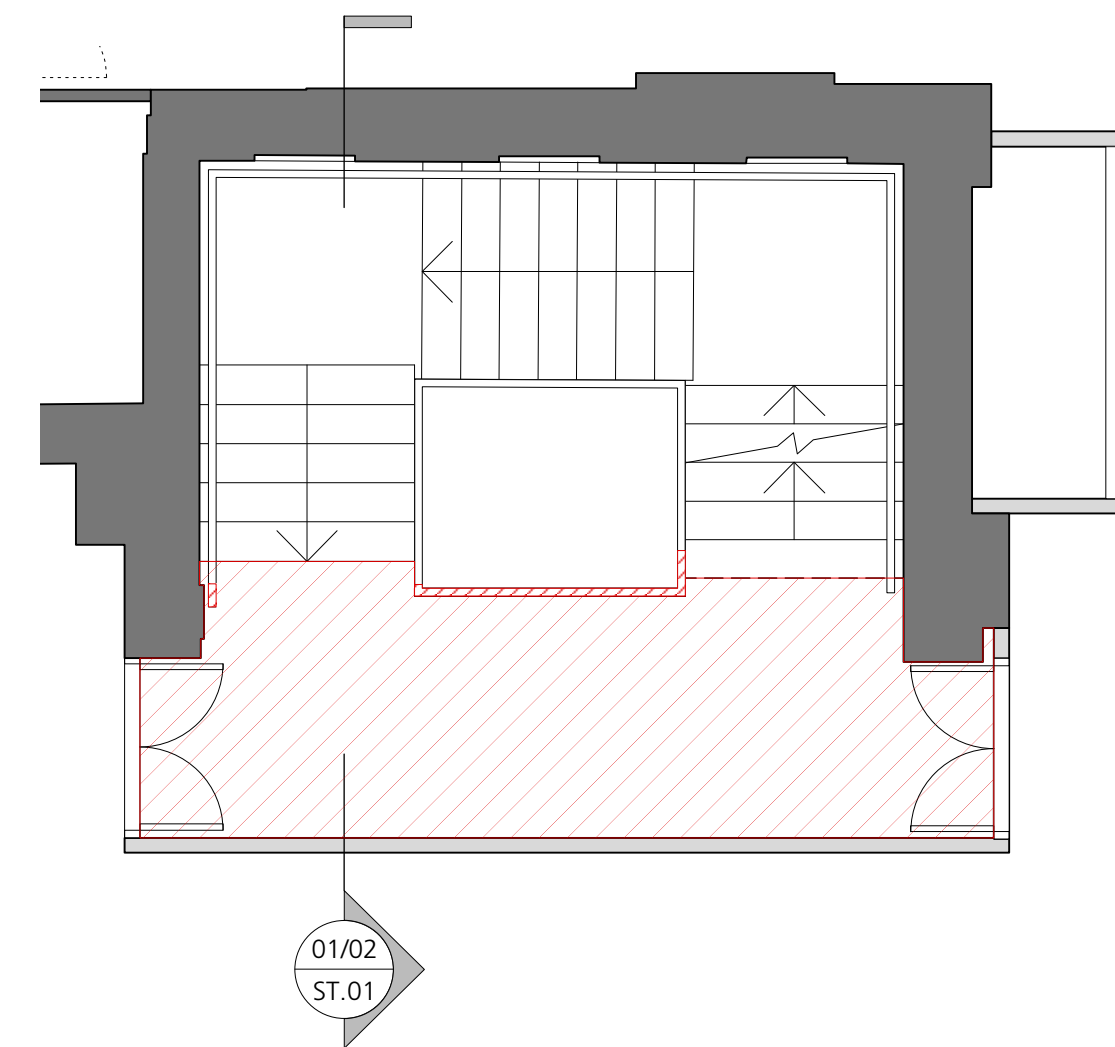
Information contained on this drawing is the sole copyright of  
Buckley Gray Yeoman and is not to be reproduced without their permission.



1 Main Stair: Existing Section  
1:50 at A1



2 Main Stair: Proposed Section  
1:50 at A1



3 Proposed Plan: Typical Floor  
1:50 at A1

#### GENERAL NOTES.

All dimensions to be checked on site prior to commencement of any works, and/or preparation of any shop drawings.

Sizes of and dimensions to any structural elements are indicative only. See structural engineers drawings for actual sizes / dimensions.

Sizes of and dimensions to any service elements are indicative only. See service engineers drawings for actual sizes and dimensions.

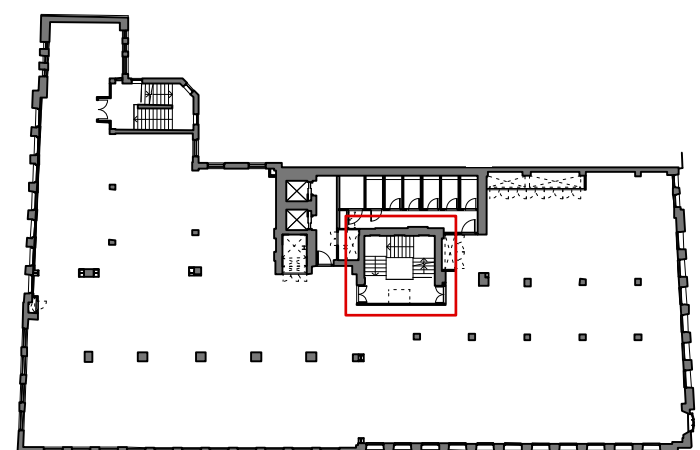
This drawing to be read in conjunction with all other Architect's drawings, specifications and other Consultants' information.

All proprietary systems shown on this drawing are to be installed strictly in accordance with the Manufacturers/Suppliers recommended details.

Any discrepancies between information shown on this drawing and any other contract information or manufacturers/suppliers recommendations is to be brought to the attention of the Architect

DO NOT SCALE FROM THIS DRAWING.

#### NOTES.



#### KEY

Indicates Extent of New Raised Access Floor / Landing / Balustrade / Handrail

**PLEASE NOTE:**  
**DRAWING TO BE PRINTED IN COLOUR**

P1 ISSUED FOR PLANNING 05.01.17

REVISION DATE

Buckley Gray Yeoman

Studio 4.04 The Tea Building 56 Shoreditch High Street  
London E1 6JJ T: 020 7033 9913 F: 020 7033 9914

CLIENT  
ESAS Holdings A.S

PROJECT  
Summit House

DRAWING  
Main Stair:  
Scope of Alterations

SCALE  
1:50 @ A1 (1:100 @ A3)

DATE  
Dec 2016

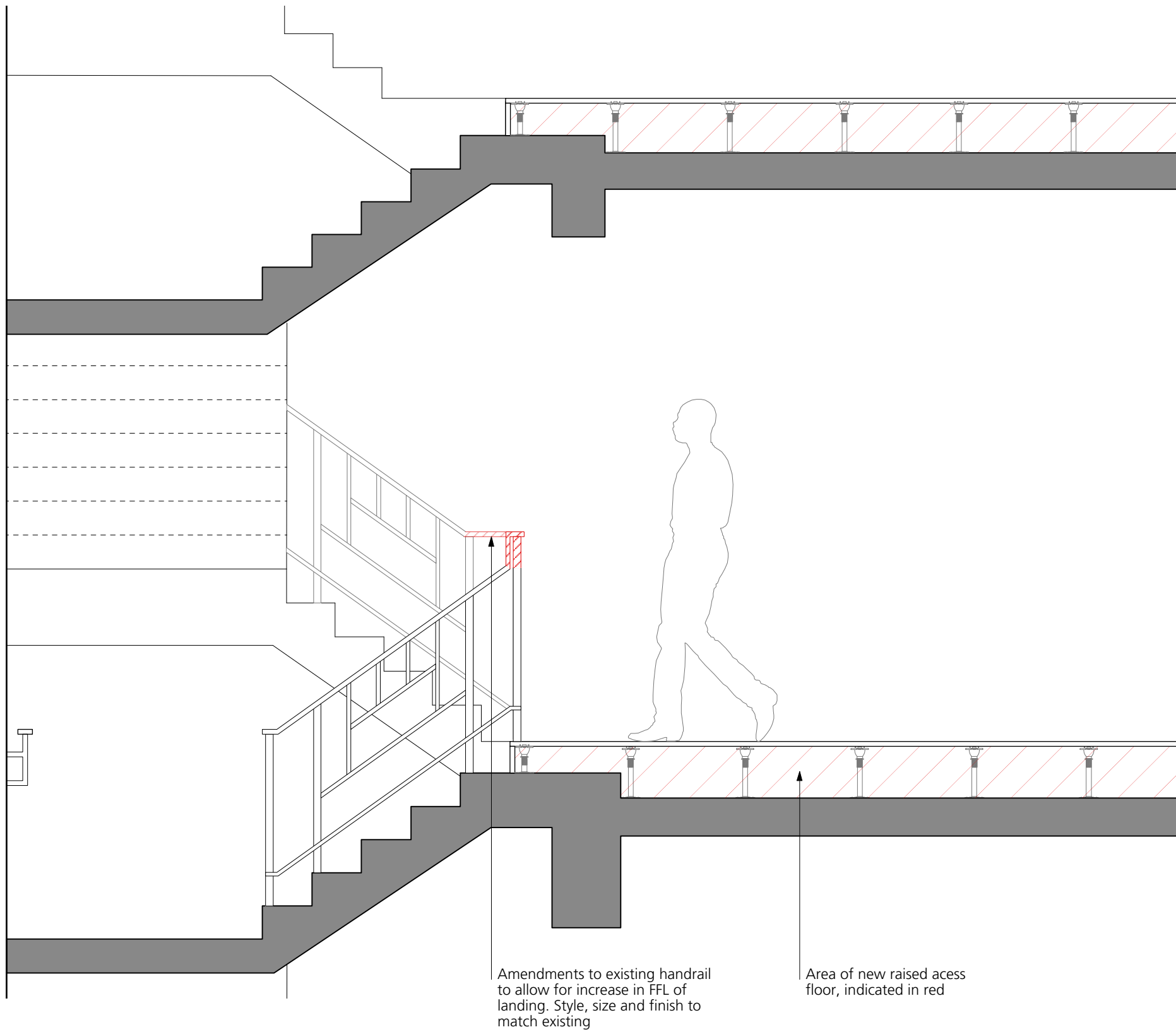
DRAWN BY  
CO

DWG No.  
893\_ST-01

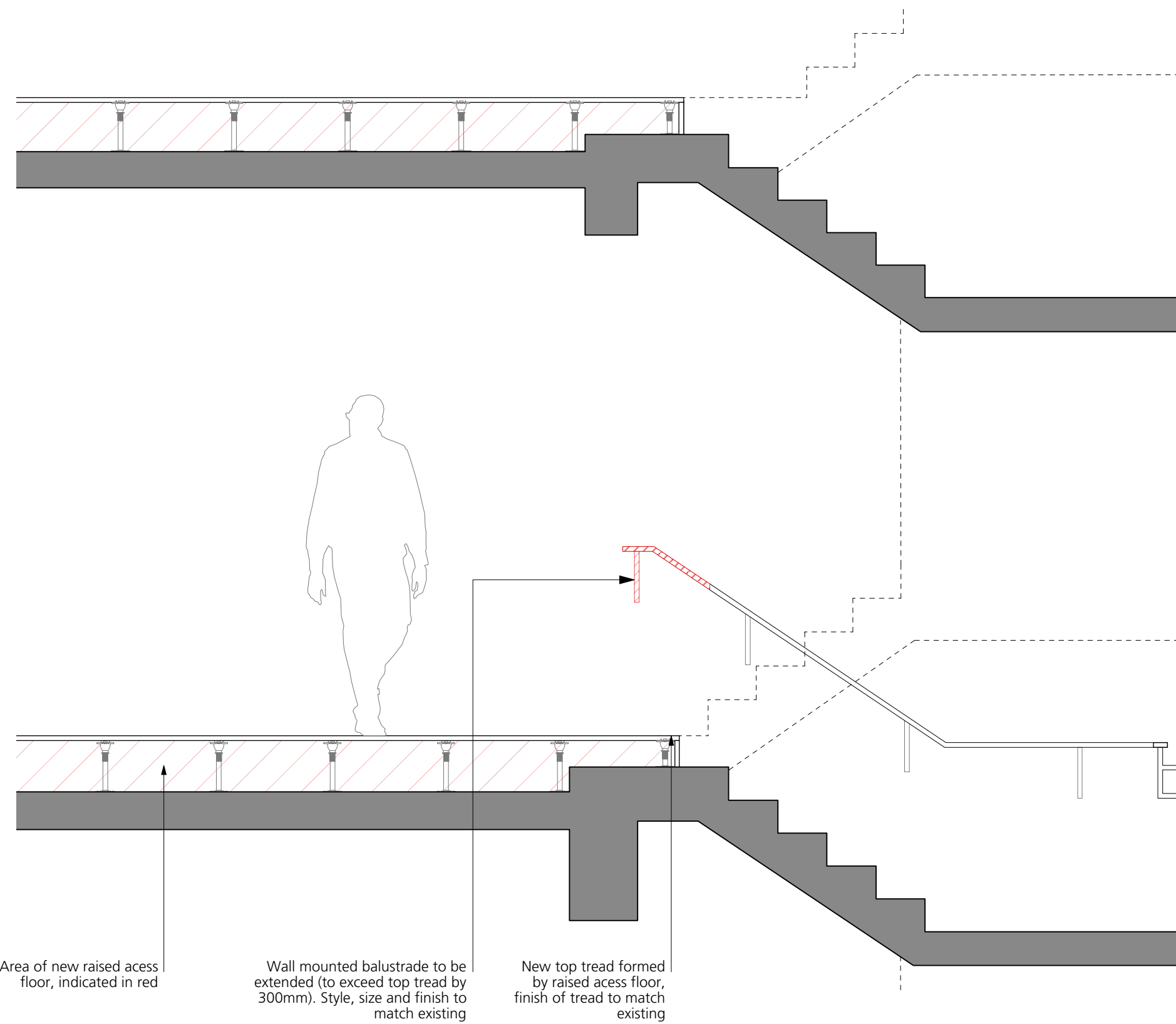
REVISION  
P1

DRAWING STATUS  
PLANNING

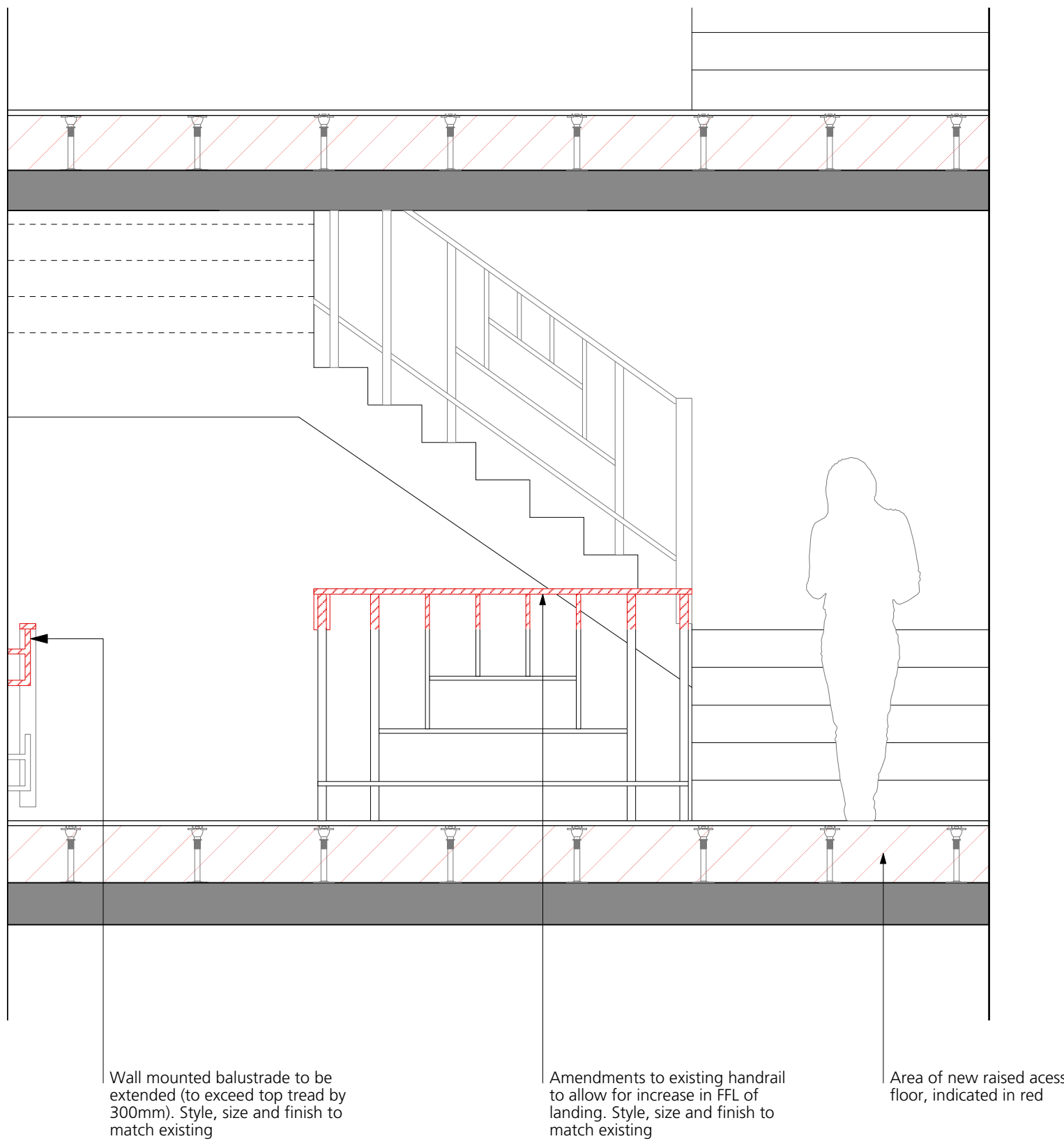
Information contained on this drawing is the sole copyright of  
Buckley Gray Yeoman and is not to be reproduced without their permission.



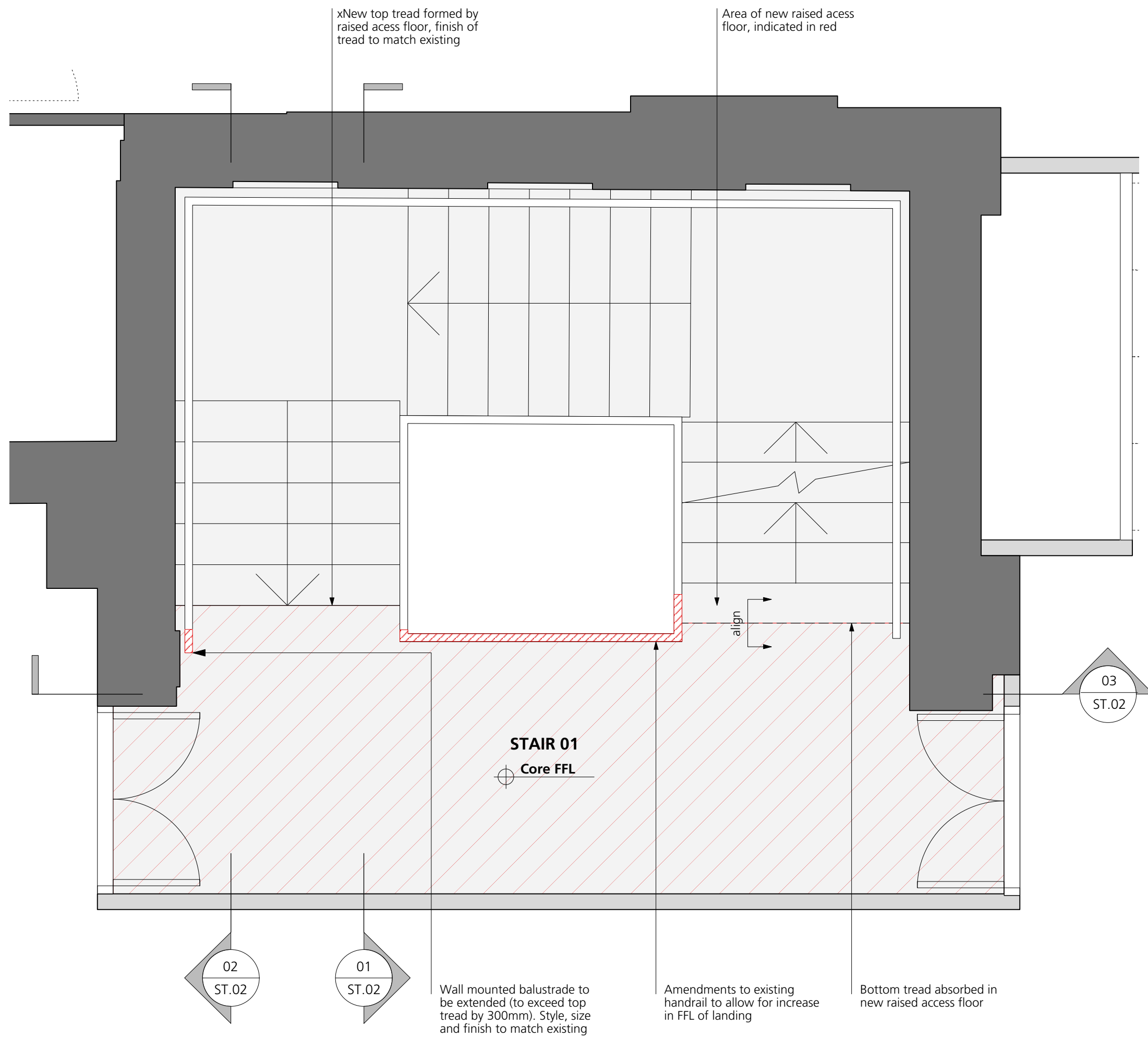
1 Proposed Section A: Typical Floor  
1:25 at A1



2 Proposed Section B: Typical Floor  
1:25 at A1



3 Proposed Section C: Typical Floor  
1:25 at A1



4 Proposed Plan: Typical Floor  
1:25 at A1

#### GENERAL NOTES.

All dimensions to be checked on site prior to commencement of any works, and/or preparation of any shop drawings.

Sizes of and dimensions to any structural elements are indicative only. See structural engineers drawings for actual sizes / dimensions.

Sizes of and dimensions to any service elements are indicative only. See service engineers drawings for actual sizes and dimensions.

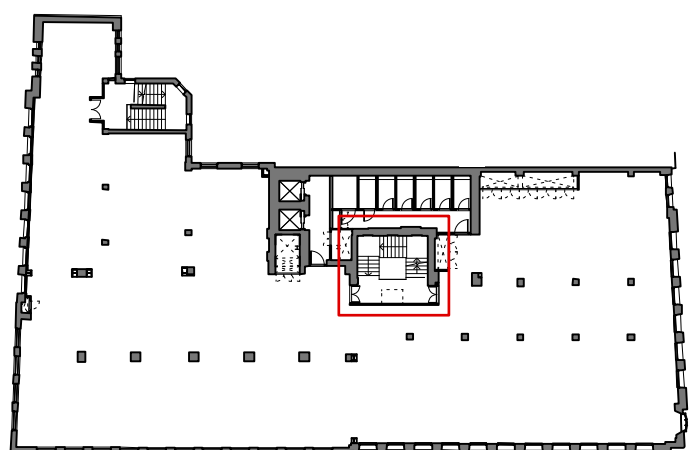
This drawing to be read in conjunction with all other Architect's drawings, specifications and other Consultants' information.

All proprietary systems shown on this drawing are to be installed strictly in accordance with the Manufacturers/Suppliers recommended details.

Any discrepancies between information shown on this drawing and any other contract information or manufacturers/suppliers recommendations is to be brought to the attention of the Architect

DO NOT SCALE FROM THIS DRAWING.

#### NOTES.



#### KEY

Indicates Extent of New Raised Access Floor / Landing / Balustrade / Handrail

**PLEASE NOTE:**  
**DRAWING TO BE PRINTED IN COLOUR**

P1 ISSUED FOR PLANNING 05.01.17

REVISION DATE

Buckley Gray Yeoman

Studio 4.04 The Tea Building 56 Shoreditch High Street  
London E1 6JJ T: 020 7033 9913 F: 020 7033 9914

CLIENT  
ESAS Holdings A.S

PROJECT  
Summit House

DRAWING  
Main Stair:  
Sections

SCALE  
1:50 @ A1 (1:100 @ A3)

DATE  
Dec 2016

DRAWN BY  
CO

DWG No.  
893\_ST-02

REVISION  
P1

DRAWING STATUS  
PLANNING

Information contained on this drawing is the sole copyright of  
Buckley Gray Yeoman and is not to be reproduced without their permission.