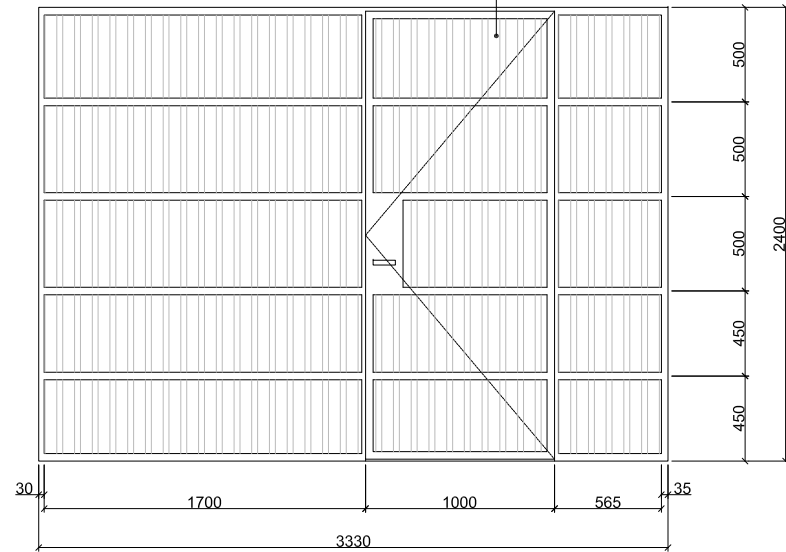


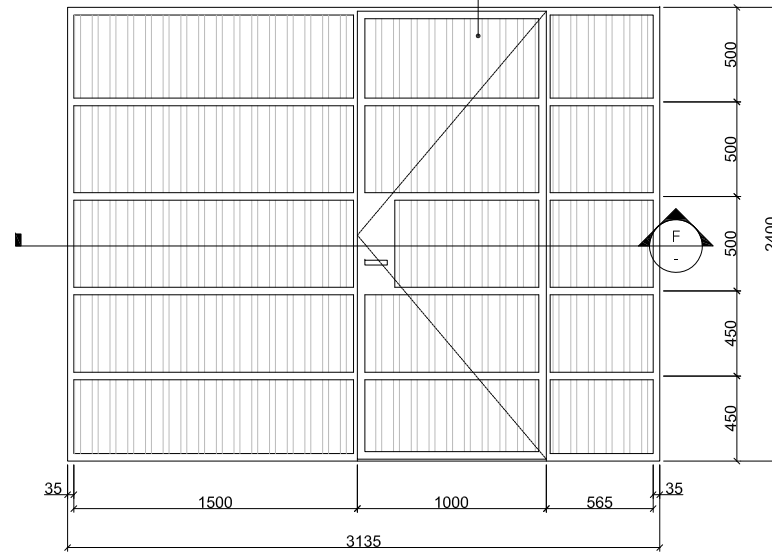
DRAWINGS INDICATE DESIGN INTENT ONLY.
ALL DIMENSIONS IN MILLIMETERS UNLESS NOTED OTHERWISE.
THE CONTRACTOR IS RESPONSIBLE FOR TAKING AND CHECKING ALL DIMENSIONS.
DO NOT SCALE FROM THE DRAWING.
REPORT ALL CONFLICTS OF INFORMATION TO ORIGINATE AND SEEK ADVICE BEFORE PROCEEDING.
THIS DRAWING IS THE COPYRIGHT OF ORIGINATE ARCHITECTURE LTD.
KEY PLAN

iQ METAL Art15 SLIM STEEL FRAMED SINGLE GLAZING
GLAZED SCREEN WITH INTEGRATED DOOR
SINGLE GLAZED 6mm REEDED TOUGHENED GLASS



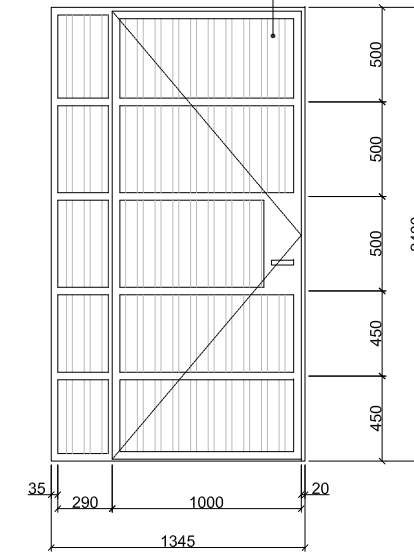
A GLAZED SCREEN AND DOOR
Scale: 1:20 ELEVATION

iQ METAL Art15 SLIM STEEL FRAMED SINGLE GLAZING
GLAZED SCREEN WITH INTEGRATED DOOR
SINGLE GLAZED 6mm REEDED TOUGHENED GLASS



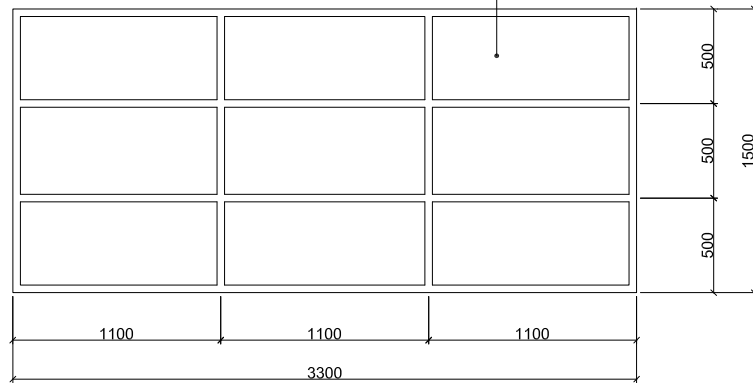
B GLAZED SCREEN AND DOOR
Scale: 1:20 ELEVATION

iQ METAL Art15 SLIM STEEL FRAMED SINGLE GLAZING
GLAZED SCREEN WITH INTEGRATED DOOR
SINGLE GLAZED 6mm REEDED TOUGHENED GLASS



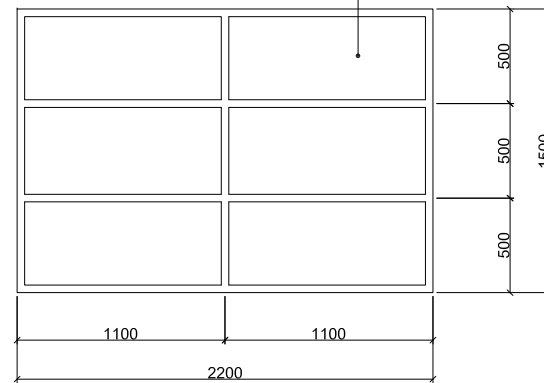
C GLAZED SCREEN AND DOOR
Scale: 1:20 ELEVATION

iQ METAL Art15 SLIM STEEL FRAMED SINGLE GLAZING
6mm TOUGHENED GLASS

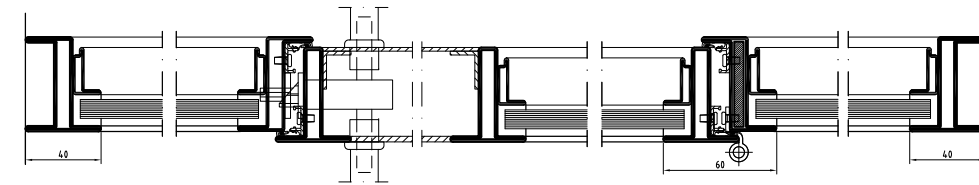


D GLAZED FIXED SCREEN
Scale: 1:20 ELEVATION

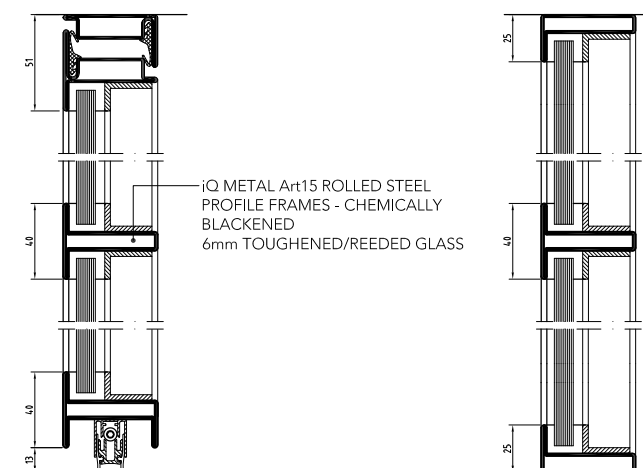
iQ METAL Art15 SLIM STEEL FRAMED SINGLE GLAZING
6mm TOUGHENED GLASS



E GLAZED FIXED SCREEN
Scale: 1:20 ELEVATION



F SYSTEM DETAILS
Scale: 1:2 PLAN



G SYSTEM DETAILS
Scale: 1:2 SECTION

03/01/17 ISSUED FOR PLANNING
NO. DATE ISSUE/REVISION

ARLINGTON ROAD
104 ARLINGTON ROAD
CAMDEN TOWN LONDON
NW1 7HP

ORIGINATE

Originate Architects
80a Ashfield Street, Whitechapel, London E1 2BJ
W: originate.london T: 020 7790 1178

GLAZED PARTITIONS -
MEZZANINE

DRAWN: KK SCALE: AS NOTED @ A1
CHECKED: DC DATE: 03.01.17

PROJECT NO. DRAWING NO.
1218 P400