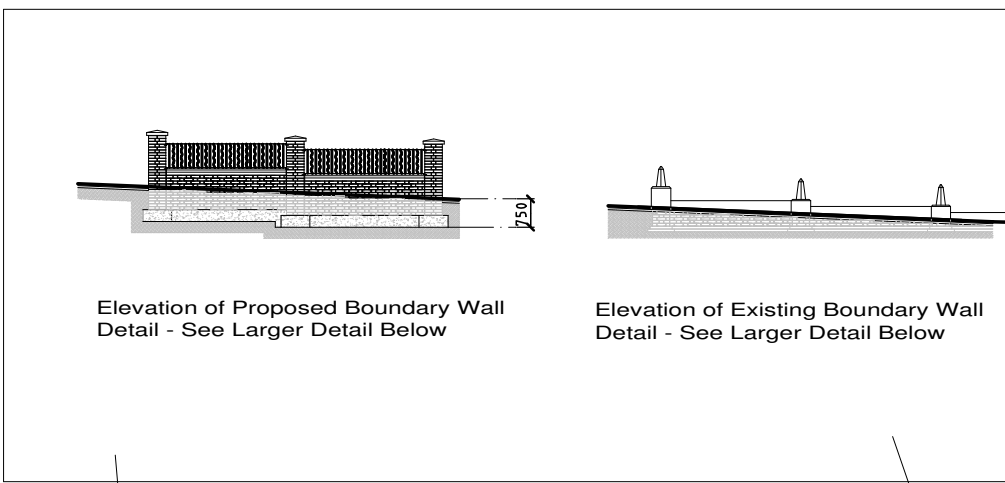




Scale Bar for Elevational Drawing



Elevation of Proposed Boundary Wall Detail - See Larger Detail Below

Elevation of Existing Boundary Wall Detail - See Larger Detail Below



Front Entrance to Block 1 - 8

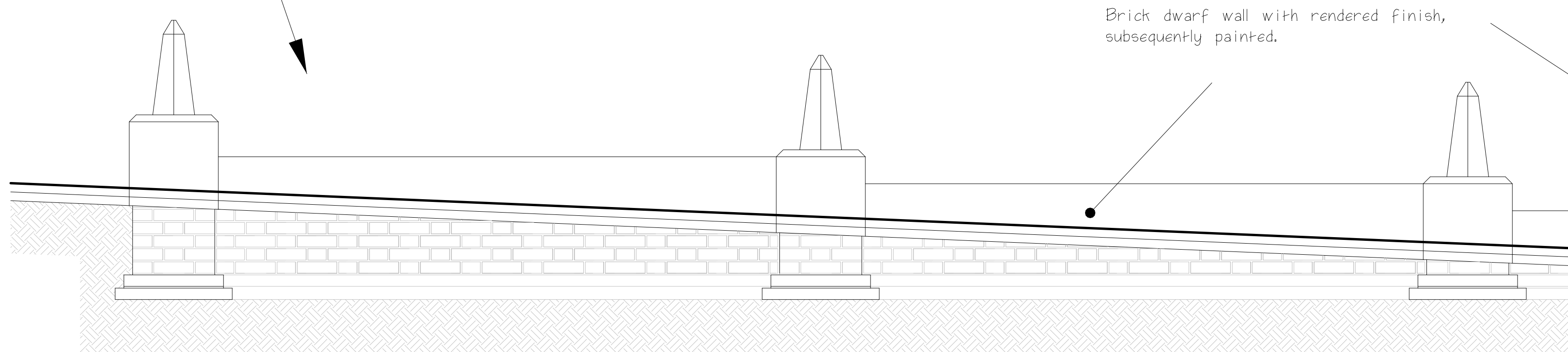
Front Entrance to Block 9 - 16

Front Entrance to Block 17 - 24

Front Entrance to Block 25 - 32a

Existing pavement level

Sample Front Elevation Facing Cannon Hill
(1-32A Marlborough Mansions)
Scale 1:200 @ A1

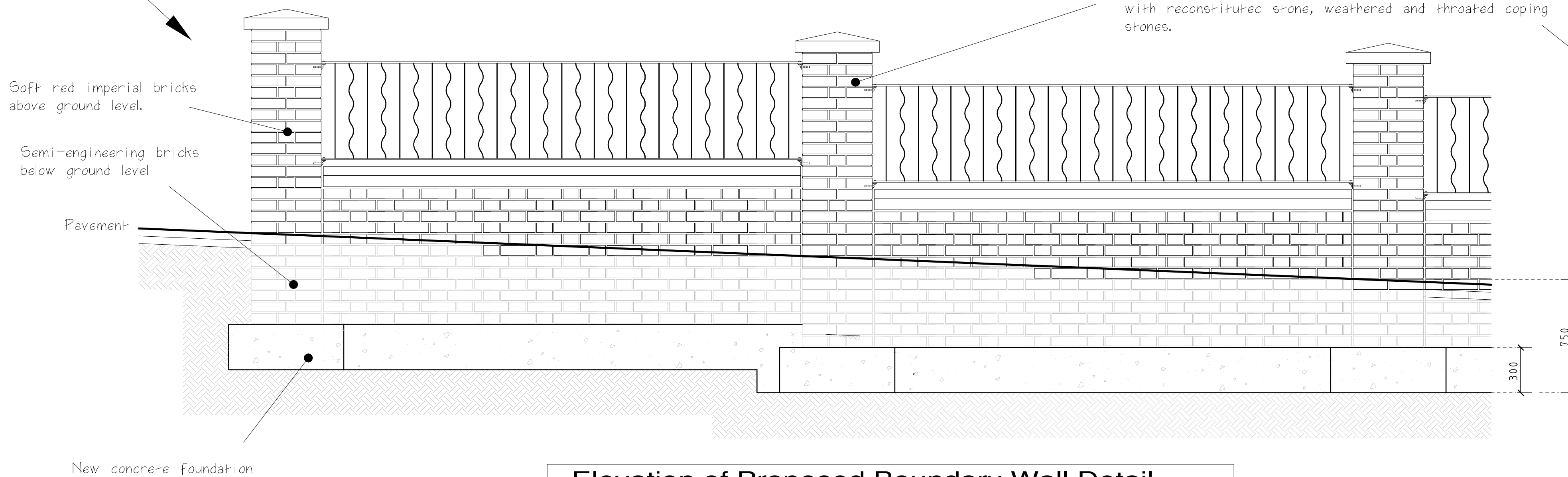


Elevation of Existing Boundary Wall Detail
(Scale 1:20 @ A1)

Brick dwarf wall with rendered finish, subsequently painted.



Existing brick and rendered dwarf walls introduced to most parts of the Estate after the original railings were removed during WWII.



Soft red imperial bricks above ground level.

Semi-engineering bricks below ground level

Pavement

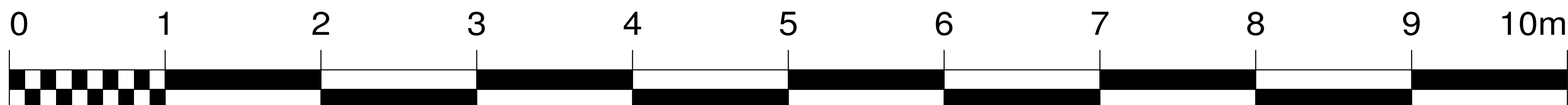
Red brick boundary wall between matching brick piers, surmounted by black steel railings. Wall & piers capped with reconstituted stone, weathered and throated coping stones.



New brick boundary walls and railings, similar to those originally in place, before they were removed during WWII. These have been introduced to various parts of the Estate, along Cannon Hill over the past ten years.

Elevation of Proposed Boundary Wall Detail
(Scale 1:20 @ A1)

SCALE BAR



no.	revision	date	initials

FENTON ASSOCIATES

246 - 248 Great Portland Street
London
W1W 5QY
Tel: 020 3214 5000 Fax: 020 3214 5001
email: info@fentonassociates.co.uk

Client
BAM ESTATE LTD

Project
New Boundary Walls & Railings to Enclose BAM Estate

Title
Proposed & Existing Details

Scale
1:200 @ 1/20 @ A1, as shown

Drawn
PCB

Date
Dec. 2016

Drawn
MM.2017/1

Revision