


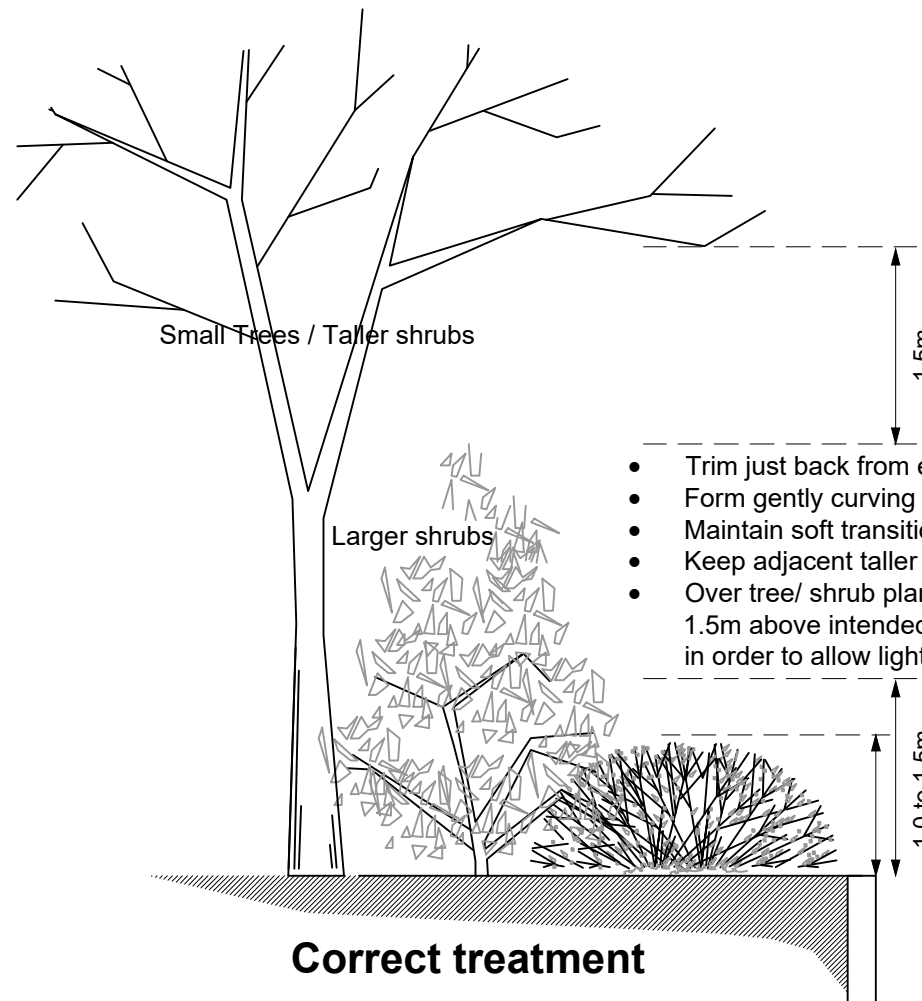
- Avoid excess overhang or bare strip at edge of planter.
- Avoid vertical front face
- Avoid hard angle between side and top
- Avoid overhang from adjacent taller trees and shrubs

**Avoid this....**



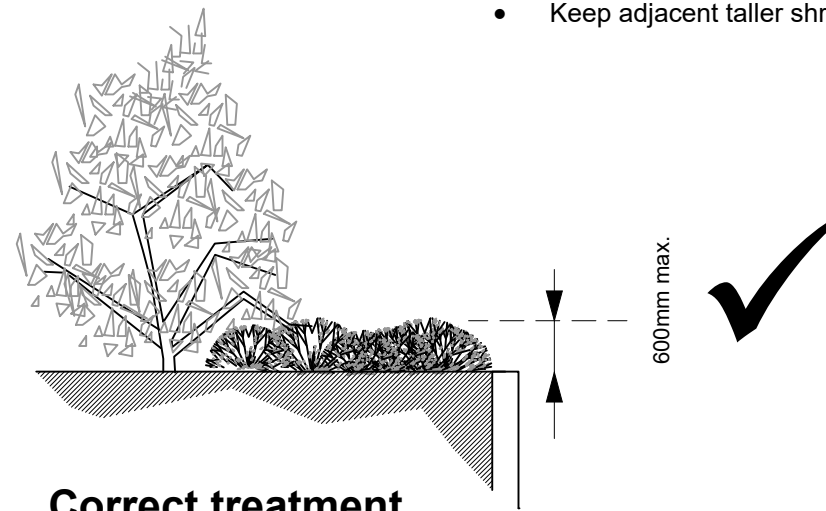
**Avoid this....**

- Avoid excess overhang or bare strip at edge of planter.
- Avoid vertical front face
- Avoid hard angle between side and top
- Avoid overhang from adjacent taller shrubs, especially if this encroaches on sight lines



- Trim just back from edge of planter.
- Form gently curving profile
- Maintain soft transition in profile from side to top
- Keep adjacent taller shrubs trimmed, tapering back
- Over tree/ shrub planting: Minimum clearance: at least 1.5m above intended maintenance height of planting in order to allow light and air to reach planting below.

**Correct treatment**

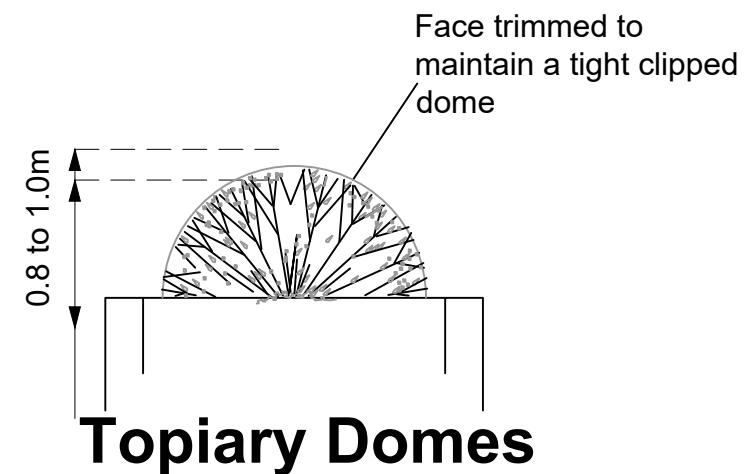


**Correct treatment**

- Trim just back from edge of planter.
- Form gently curving profile
- Maintain soft transition in profile from side to top
- Keep adjacent taller shrubs trimmed, tapering back

## Shrubby Ground Cover

## Small Trees, Tall Specimen Shrubs Medium Height Clipped Shrubs



## Topiary Domes



Client: Contemporary Design Solutions LLP		
Project: 65-85 Holmes Road, Camden Landscape Management Plan		
Title: Vegetation Types Pruning profiles		
Drg by: RH	Date: 12/2016	Scale: 1:100@A3
Chkd by:	Drg No: DCL 571/ Fig 1	Rev:
1.17 PAINTWORKS, BATH ROAD, BRISTOL BS4 3EH Tel: 0117 300 5330		