
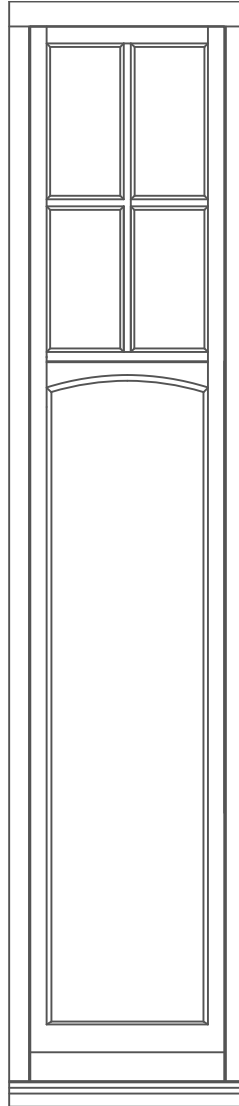



Window Type A - Box Sash (minor variations in size)  
 W1.1, W1.3, W1.4, W1.6, W1.7, W1.8, W1.9, W1.11, W1.12, W1.14  
 W2.1, W2.3, W2.4, W2.6, W2.7, W2.8, W2.9, W2.11, W2.12, W2.14  
 W3.1, W3.3, W3.4, W3.6, W3.7, W3.8, W3.9, W3.11, W3.12, W3.14  
 W4.1, W4.3, W4.4, W4.6, W4.7, W4.8, W4.9, W4.11, W4.12, W4.14  
 W5.1, W5.4, W5.5, W5.6, W5.7, W5.10



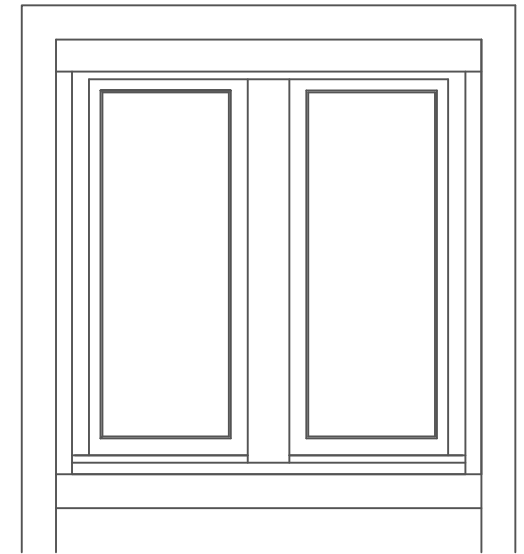
Window Type B - Small casement  
 w.4-light fixed upper window  
 W1.2, W1.13  
 W2.2, W2.13  
 W3.2, W3.13  
 W4.2, W4.13



Window Type C - Large casement  
 w. 4-light fixed upper window  
 W1.5, W1.13, W2.5, W2.13  
 W3.5, W3.13, W4.5, W4.13



Window Type D - French Window (pair) with  
 6-light fixed window above  
 W5.2, W5.3, W5.8, W5.9



Window Type E - Casement  
 (Various Sizes - Limited Data Available)  
 W6.1, W6.2, W6.3

Client  
**ORIGIN HOUSING**

---

Project  
**RUSSELL MANSIONS  
 EXT. REPAIRS, ROOFING WORKS AND WINDOW REPLACEMENT**

---

Title  
**WINDOW SCHEDULE A  
 FRONT ELEVATION REPLACEMENT WINDOWS**

Job No  
**4272**

---

Drawing No  
**009**

---

Scale  
**1:10 @ A4**

Date  
**28.10.16**

---

Status  
**Planning**

---

Rev  
**A**

Drawn  
**MRK**

---

Approved  
**AG**

---

20.12.16 - Window detailing amended  
 and labels revised



Arcus Consulting LLP  
 Wakefield 0192 466 9000    Manchester 0161 905 3222    London 0208 8742 2512  
 Liverpool 0151 708 1080    Newcastle 0191 272 5781    Rugby 01788 297 127  
 info@arcus.uk.com    www.arcus.uk.com

This drawing is the copyright of Arcus. Contractors must check all dimensions on site. Do not scale the drawings. Only figured dimensions are to be worked to.