


S:\PROJECTS\2016\1643_CENTRIC CLOSE\01 CAD\02 SHEET LAYOUT\EXA_1643_PL_102 LANDSCAPE GA - LEVEL 04 AND LEVEL 07.DWG


LEVEL 04 - LANDSCAPE ROOF GENERAL ARRANGEMENT


LEVEL 07 - LANDSCAPE ROOF GENERAL ARRANGEMENT


No dimensions are to be scaled from this drawing.
All dimensions are to be checked on site.
Area measurements for indicative purposes only.


This drawing is the property of Exterior Architecture Ltd.
No part of the drawing may be reproduced in any manner
without permission from Exterior Architecture Ltd.


SITE BOUNDARY


SURFACE TYPE 05 - RETRO CONCRETE PAVING BLOCK
SIZE - 100X200MM
COLOUR - BRACKEN, SUPPLIER - TOBERMORE OR SIMILAR APPROVED

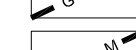
SURFACE TYPE 04
CONCRETE RIVEN FLAGS WITH CHAMFERED EDGE
SIZE - 400 X 400 X 40.
COLOUR - BUFF, SUPPLIER - TOBERMORE OR SIMILAR APPROVED

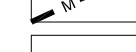
COLOURED ASTRO TURF PLAY SURFACE


GRP PLANTER


GREEN ROOF GRASS MIX

GLASS BALUSTRADE
HEIGHT - 1800MM


METAL FENCE RAILING
HEIGHT - 1100M


TIMBER BENCH
BENCH HEIGHT - 450MM


TIMBER PLAY EQUIPMENT

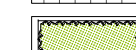
SERVICE GATE


Key - LEVEL 04 - LANDSCAPE GA


SITE BOUNDARY


SURFACE TYPE 05 - RETRO CONCRETE PAVING BLOCK
SIZE - 100X200MM
COLOUR - BRACKEN, SUPPLIER - TOBERMORE OR SIMILAR APPROVED


SURFACE TYPE 04
CONCRETE RIVEN FLAGS WITH CHAMFERED EDGE
SIZE - 400 X 400 X 40.
COLOUR - BUFF, SUPPLIER - TOBERMORE OR SIMILAR APPROVED

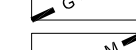
RAISED PLANTER WITH ORNAMENTAL PLANTING


GRP PLANTER


AMENITY TURF LAWN


GREEN ROOF GRASS MIX


GLASS BALUSTRADE
HEIGHT - 1800MM

METAL FENCE RAILING
HEIGHT - 1100M

RAISED PLANTER WITH INSET TIMBER BENCH
BENCH HEIGHT - 450MM

TIMBER PLAY EQUIPMENT

TIMBER LOUNGERS

SERVICE GATE

Key - LEVEL 07 - LANDSCAPE GA

Client:

Fairview
NEW HOMES Ltd.

Rev	Description	Date
-----	-------------	------

**EXTERIOR
ARCHITECTURE**

LONDON: Studio 1S, Hewlett House, Havelock Terrace,
London, SW8 4AS
MANCHESTER: Studio 537, The Royal Exchange, St Anns
Square, Manchester, M2 7DH

E-Mail: office@exteriorarchitecture.com
Web: www.exteriorarchitecture.com

Project title
CENTRIC CLOSE

Drawing title
**LANDSCAPE GA - LEVEL 04
AND LEVEL 07**

Issued By	London	T: 020 7978 2101
Scale	1:100 @ A1	Drawn EA
Status	PLANNING	Checked LP
Date	13.12.2016	Approved LP

Drawing number	Revision
EXA_1643_PL_102	-

