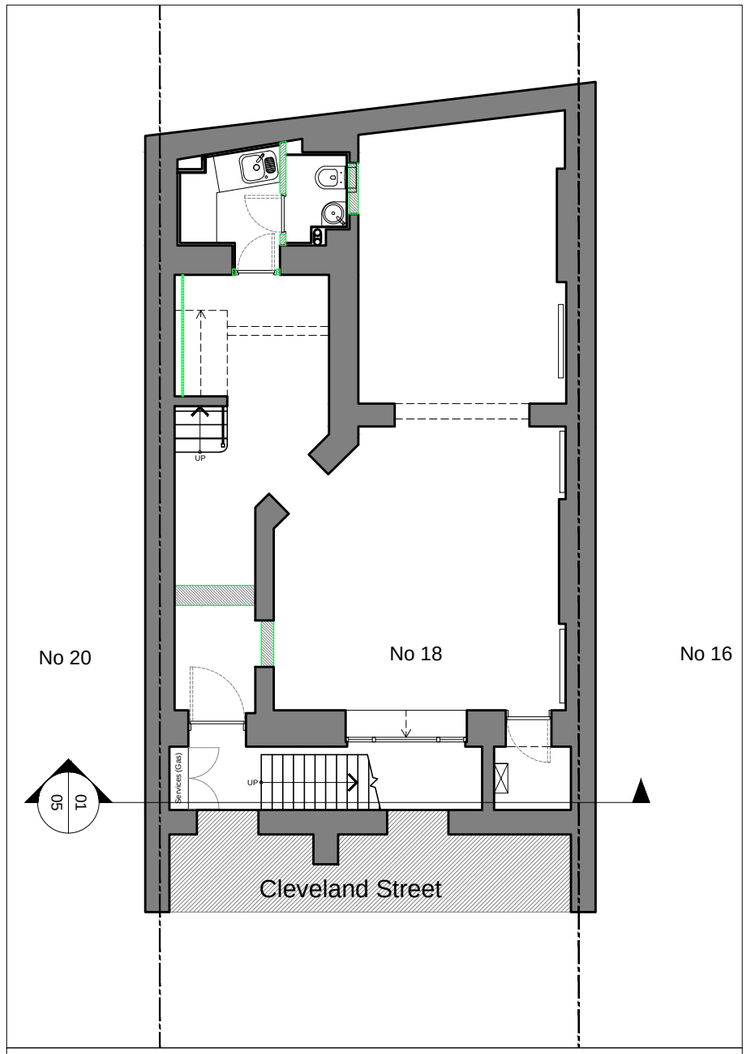

01 Basement Plan
1:100@A3

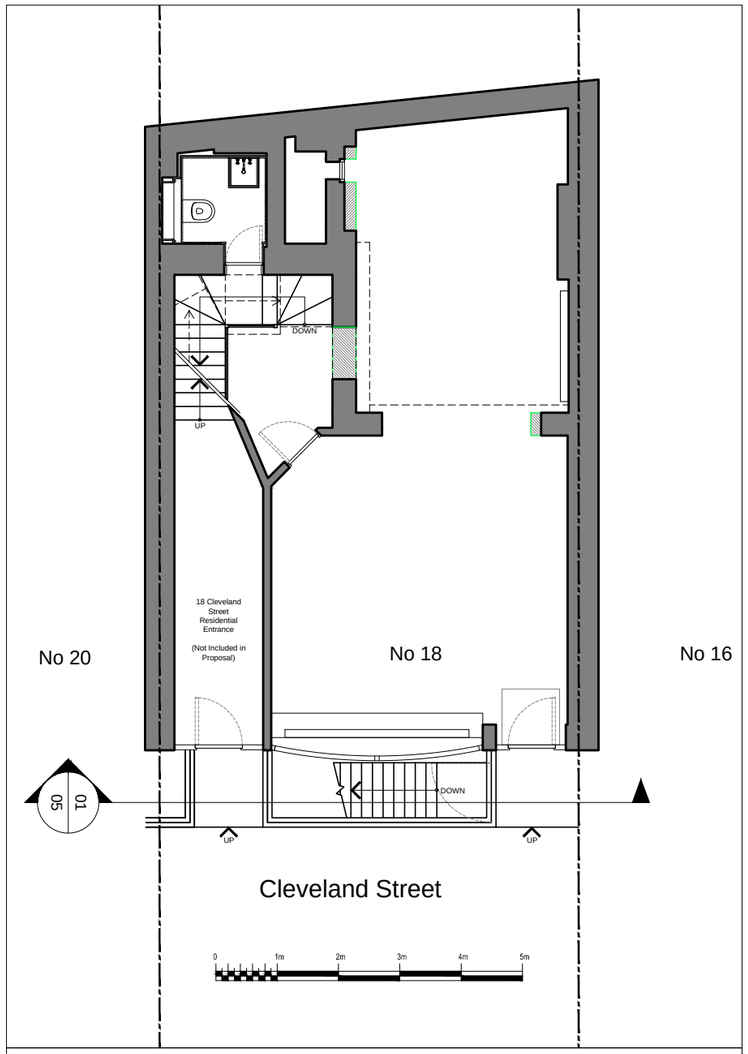

02 Ground Floor Plan
1:100@A3

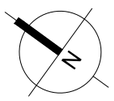

GENERAL NOTES:

All Dimensions and conditions to be checked and confirmed on site by the contractor. The contractor should inform the architect of any discrepancies before proceeding with the work.

All elements of work and materials are to comply with Building Regulations and British Standards, good industry practice and the recommendations of material and component manufacturers.

All products are to be suitable for their purpose. The contractor is to install all products where noted in accordance with manufacturers' recommendations/specifications and inform the architect of any discrepancies or changes in the specification before proceeding with the work.

This drawing is to be read in conjunction with all other relevant documentation including that produced by other consultants, subcontractor and suppliers.

Refer to Structural Engineer's drawings and specifications for all information on structural frame/elements

© All rights reserved. All drawings and written material appearing herein constitute original and unpublished work of the Architect and may not be duplicated, used or disclosed without written consent of the Architect.

SPECIFIC NOTES:

KEY PLAN:

PROPOSED

Rev.	Comment	Date
01	Issued for Planning	08/10/2016

KIMA Architecture & Interiors
18 Cleveland Street
London, W1T 4HZ
info@kima-uk.com
+44(0)7748707761

Client:

-

Project:

18 Cleveland Street

Title:

PROPOSED
General Arrangements
Ground Floor & Basement

Job No.:	Drawn by.:	Checked by.:
1604	MZ	CR
Date.: 08/10/2016		Scale.: 1:100@A3
Drawing No.: 04		Revision.: 01