








GENERAL NOTES

- A. Do not scale from drawings. Check all dimensions and conditions on site.
- B. All works to be carried out in accordance with current health and safety including CDM regulations. All works to comply with current British standards and regulations, codes of practice, Building regulations, and appropriate European standards.
- C. All structural work is to be carried out in accordance with the structural engineers details and calculations.
- D. Precise positions of all fixtures and fittings is subject to confirmation on site.
- E. Allow for the protection of all finishes and fittings that are to be retained.
- F. All drawings are to be read in conjunction with the relevant preliminaries and specification.
- G. All drainage shown is assumed and is to be confirmed on site by specialist.

KEY:

-  Indicative Site Boundary
-  Existing fabric to remain
-  Fabric to be demolished
-  Fabric to be demolished - elevation view
-  Floor finishes to be removed
-  Residual Hazard no. 1 - deep excavations, structural alterations and underpinning. Refer to Structural Engineer's specifications and submit method statement before commencing work.
-  Indicates new openings in floor / wall

DEMOLITION NOTES:

Contractor to allow for removal of all existing floor / ceiling / wall finishes as shown/noted on drawings

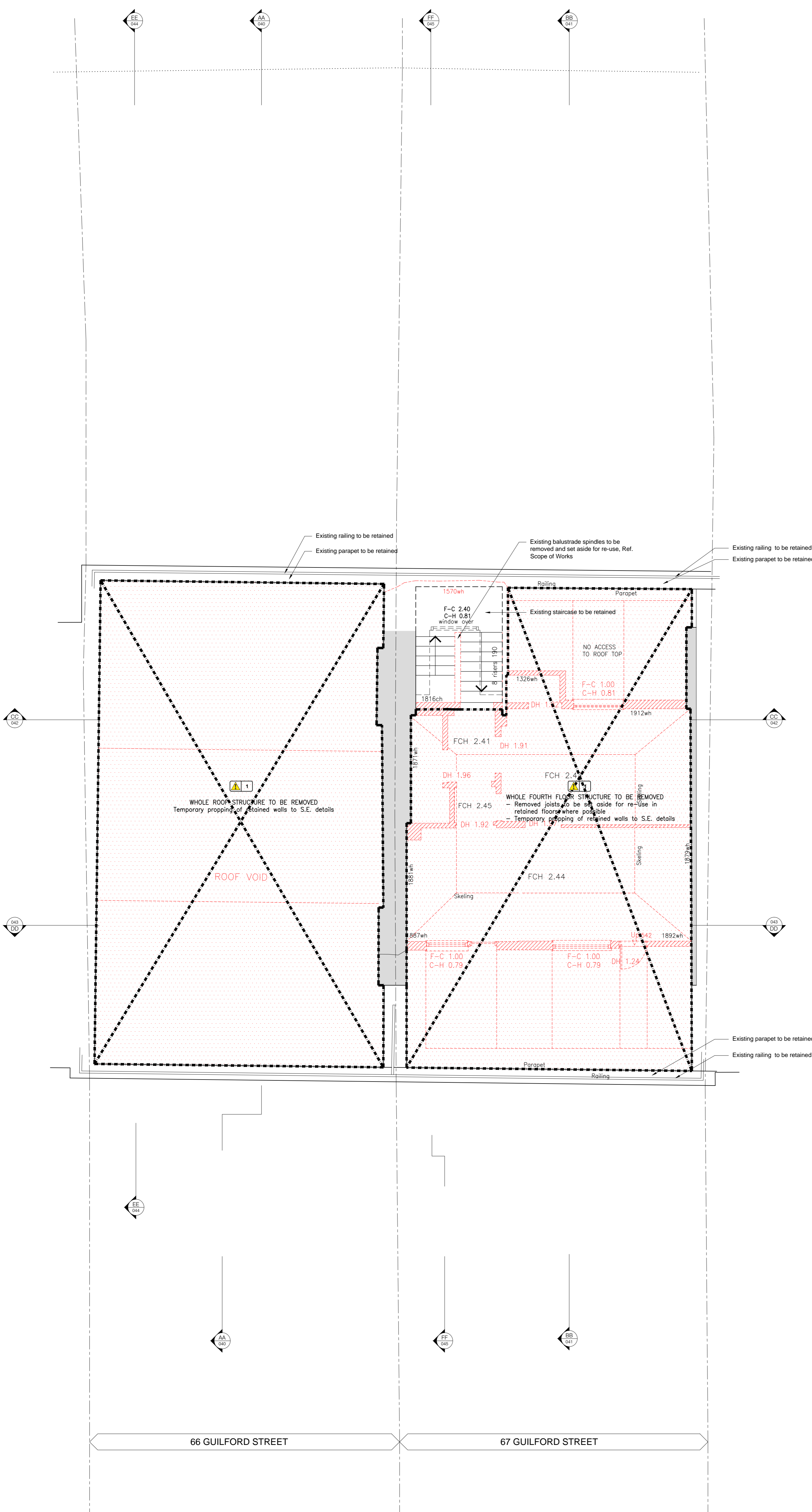
All original features such as covings / doors / door frames / architraves / fireplaces / window shutters to be retained unless noted otherwise. Refer to restoration elements schedule for more details.

Height of new openings shown is finished dimension - allow for depth of lintel in new aperture

For builders work openings refer to M&E documentation

Refer to M&E documentation before disconnecting/removal of any services.

Chases for service risers not shown, ref. proposed architectural plans and M&E information for further information



D	xx.xx.2016	Floor demolition note amended
ww	lg	
C	09.11.216	No. 65 boundary update
ww	lg	
B	2016.10.17	General revision
ww	lg	
A	2016.07.29	Vaults raised & general revision
im	lg	
rev	date	description
	drawn	checked



modular studio
5a Iliffe Yard
London, SE17 3QA
t: +44 (0)20 7193 1717
e: www.modular-studio.co.uk



client: 66-67 Guilford Street, London WC1N 1DF
drawing title: Demolition Fourth Floor Plan
scale: 1:50 @ A1 (1:100 @ A3)

job no. 16009 dwg no. 014 revision D

01 Demolition Fourth Floor Plan
1:50 @ A1 (1:100 @ A3)