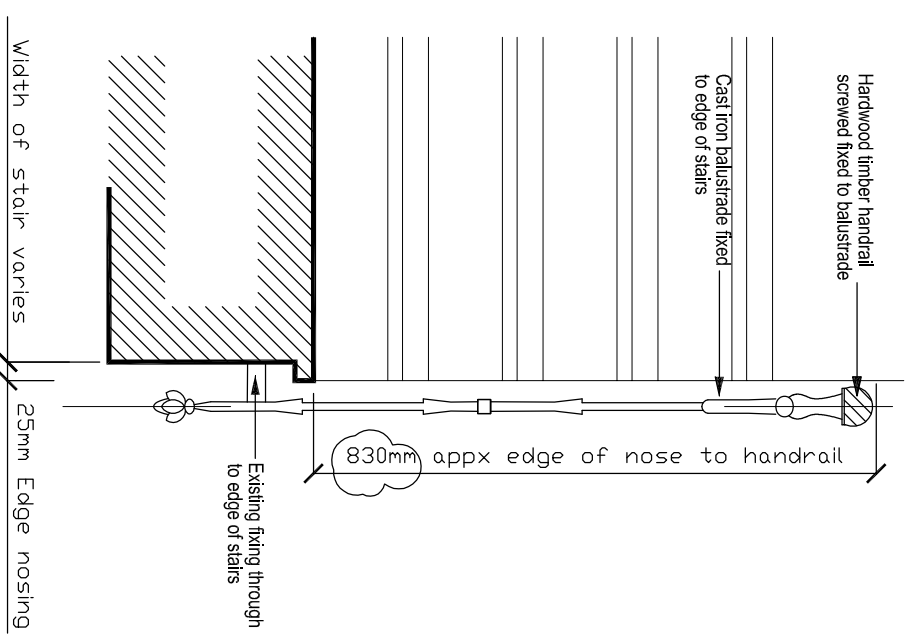
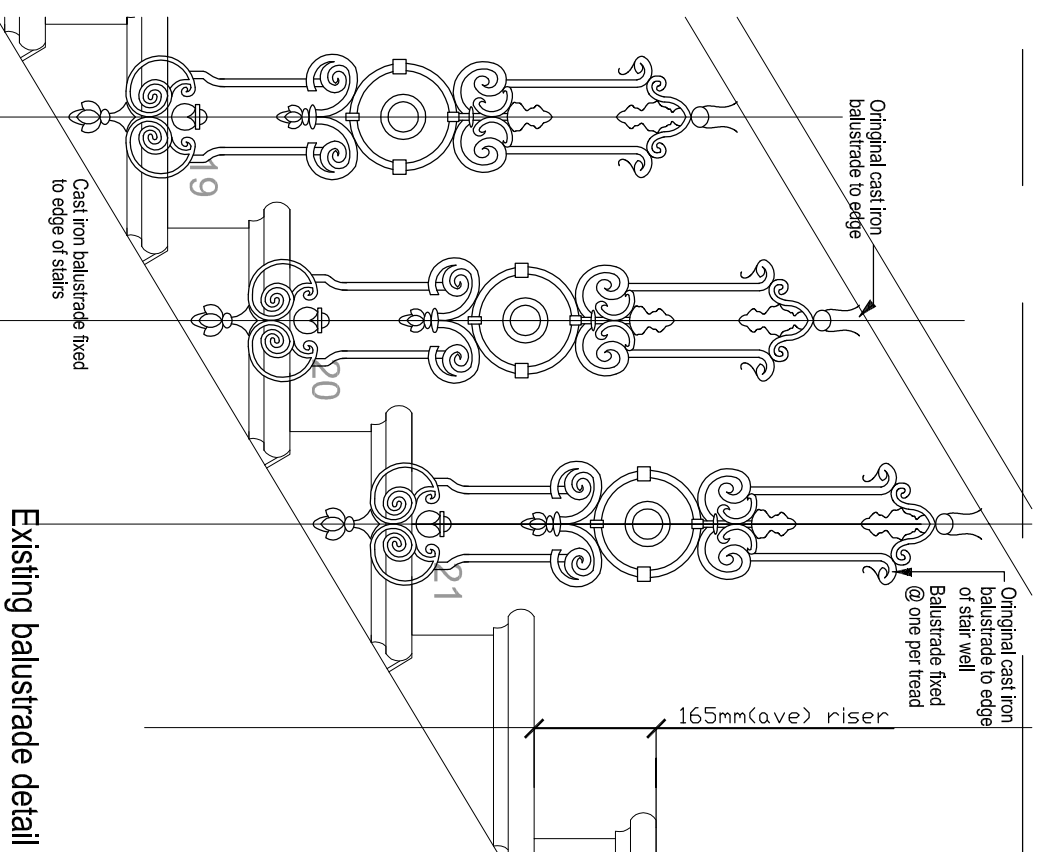
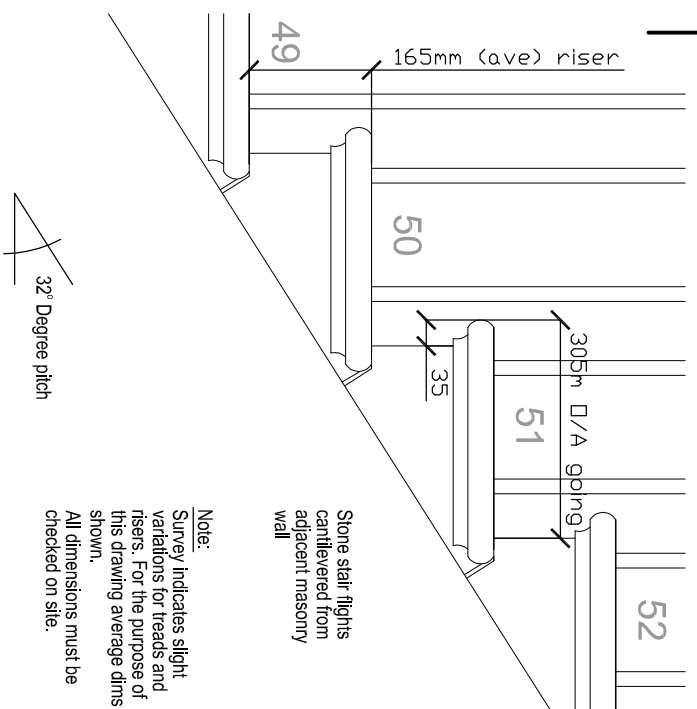


43 Bedford Sq - Existing Main Staircase
Scale 1:20

Edge of stair
Scale:1:5



Existing typical treads and risers
Scale: 1:5



Copyright © EWI Architects
This drawing must not be copied, Dimension and Brackets unless specified.

Client Name	43 Bedford Sq - Existing Main Stairs
Project No.	2200
Drawn By	AE
Checked By	B
Date	24/10/21
Scale	1:20
Sheet No.	B
Sheet Title	43 Bedford Sq - Existing Main Stairs
Drawn By	AE
Checked By	B
Date	24/10/21
Scale	1:20
Sheet No.	B
Sheet Title	43 Bedford Sq - Existing Main Stairs

EWI™

EWI Architects

151 Rosebery Avenue
London EC1R 4AB
T: +44 (0)20 7341 7200

Client Name	43 Bedford Sq - Existing Main Stairs
Project No.	2200
Drawn By	AE
Checked By	B
Date	24/10/21
Scale	1:20
Sheet No.	B
Sheet Title	43 Bedford Sq - Existing Main Stairs
Drawn By	AE
Checked By	B
Date	24/10/21
Scale	1:20
Sheet No.	B
Sheet Title	43 Bedford Sq - Existing Main Stairs