



Optelma Lighting

14 Napier Court, The Science Park
Abingdon, OX14 3YT

Operator Daniel Warwick
Telephone 01235 553769
Fax
e-Mail dan@optelma.co.uk

Room 1 / 3D Rendering






Optelma Lighting

14 Napier Court, The Science Park
Abingdon, OX14 3YT

Operator Daniel Warwick
Telephone 01235 553769
Fax
e-Mail dan@optelma.co.uk

Room 1 / False Colour Rendering



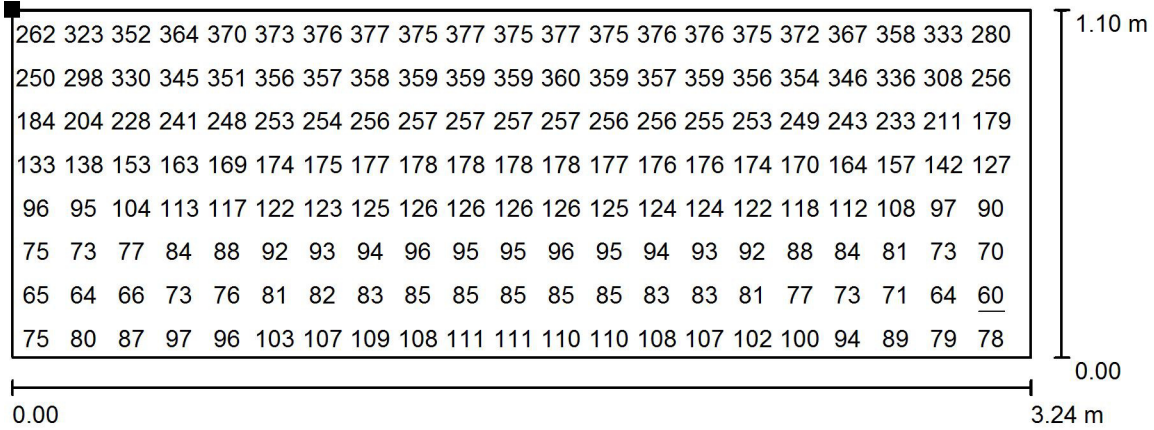
0 50 100 200 300 400 500 750 1000

lx

Optelma Lighting
 14 Napier Court, The Science Park
 Abingdon, OX14 3YT

Operator Daniel Warwick
 Telephone 01235 553769
 Fax
 e-Mail dan@optelma.co.uk


Room 1 / Calculation Surface 1 / Value Chart (E, Perpendicular)



Values in Lux, Scale 1 : 24

Not all calculated values could be displayed.

Position of surface in room:
 Marked point:
 (0.306 m, 0.364 m, 3.782 m)



Grid: 32 x 64 Points

E_{av} [lx]	E_{min} [lx]	E_{max} [lx]	u0	E_{min} / E_{max}
185	60	393	0.324	0.153