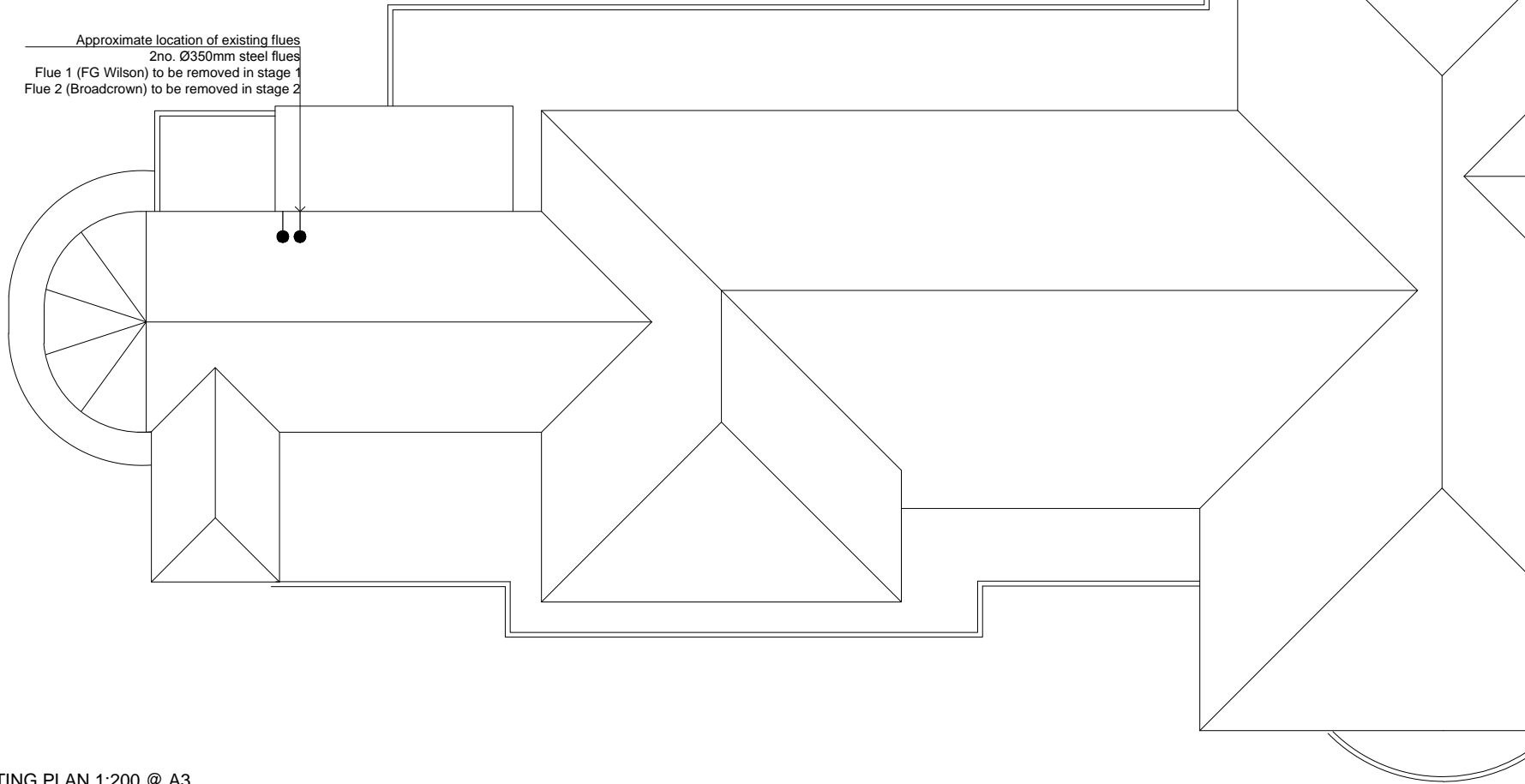
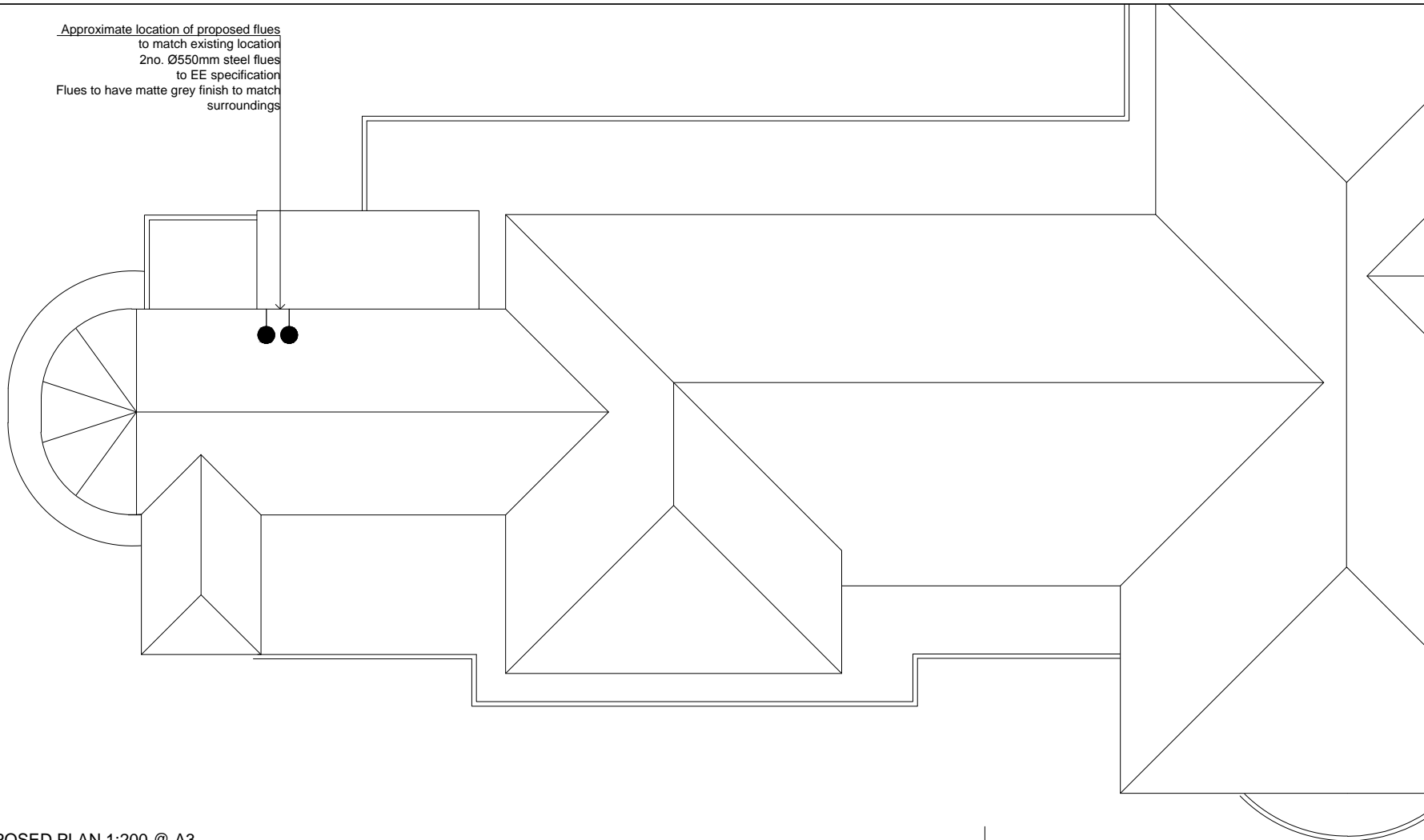


Approximate location of existing flues
 2no. Ø350mm steel flues
 Flue 1 (FG Wilson) to be removed in stage 1
 Flue 2 (Broadcrown) to be removed in stage 2



EXISTING PLAN 1:200 @ A3

Approximate location of proposed flues
 to match existing location
 2no. Ø550mm steel flues
 to EE specification
 Flues to have matte grey finish to match
 surroundings



PROPOSED PLAN 1:200 @ A3


EXISTING SITE PHOTO



Existing flues
 2no. Ø350mm steel flues
 to be removed

Copyright. All Rights Reserved.
 This work is copyright and cannot be produced or copied in any form or by any means (graphic, electronic or mechanical including photocopying) without the written permission of the originator. Any license, express or implied, to use this document for any purpose whatsoever is restricted to the terms of the agreement or implied agreement between the originator and the instructing party.
 DO NOT SCALE FROM THIS DRAWING. WORK ONLY FROM FIGURED DIMENSIONS.
 THIS DRAWING TO BE READ IN CONJUNCTION WITH RELEVANT CONSULTANT'S DRAWINGS.

KEY PLAN



REV P1-A | DATE 16/10/12 | DRAWN / CHECKED / APPROVED AS / BW / BW
 First Issue

REV P1-B | DATE 16/11/17 | DRAWN / CHECKED / APPROVED AS/BW/BW
 PHASE1&PHASE2

PROPOSED SITE ILLUSTRATION



Proposed flues
 2no. Ø550mm steel flues

22a Arlington Way
 London EC1R 1UY
 +44 (0)20 7490 1904
 london@medicalarchitecture.com
 medicalarchitecture.com



CLIENT
 NHNN - UCLH NHS FOUNDATION TRUST

PROJECT
 NHNN & QUEENSQUARE HOUSE
 STANDBY GENERATOR

TITLE
 PROPOSED FLUE PLAN AND VIEW

STAGE 003 | STATUS P1

PROJECT NUMBER RAG3353 | SCALE @A3 1:200

DRAWING NUMBER RAG3353-MAA-003-RF-DR-A-401-P1-C | REVISION B

FILE REFERENCE
 \\lon-srv-01\projects\762_GeneratorQueenSquare\Design\Location\DWG