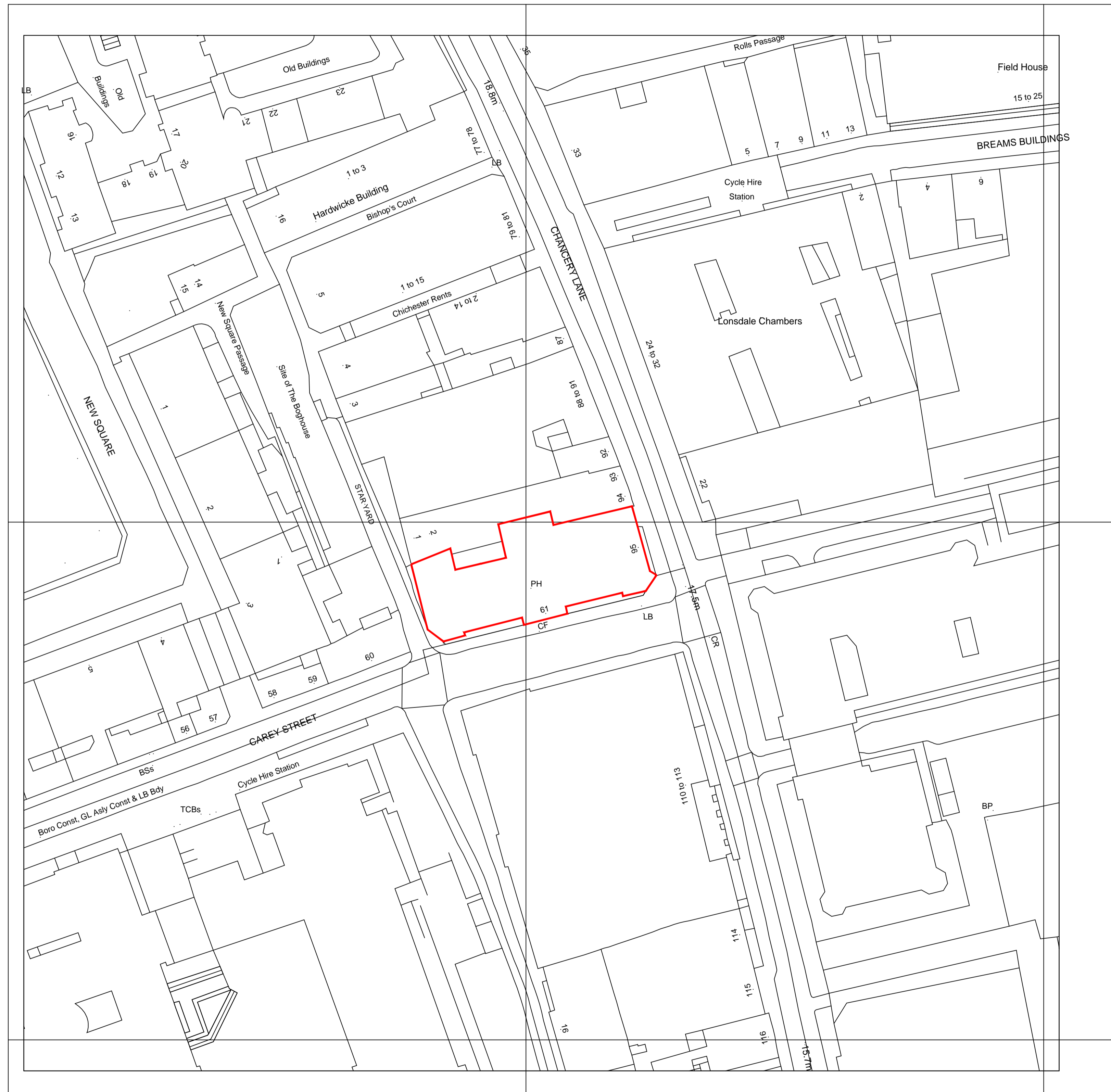


JOB NO <b>731</b>	DWG NO <b>050</b>	REV <b>/</b>
----------------------	----------------------	-----------------

REVISION	DATE	DWN	CHK
/	xxxxxxxxxxxx	xx.xx.xx	XX XX

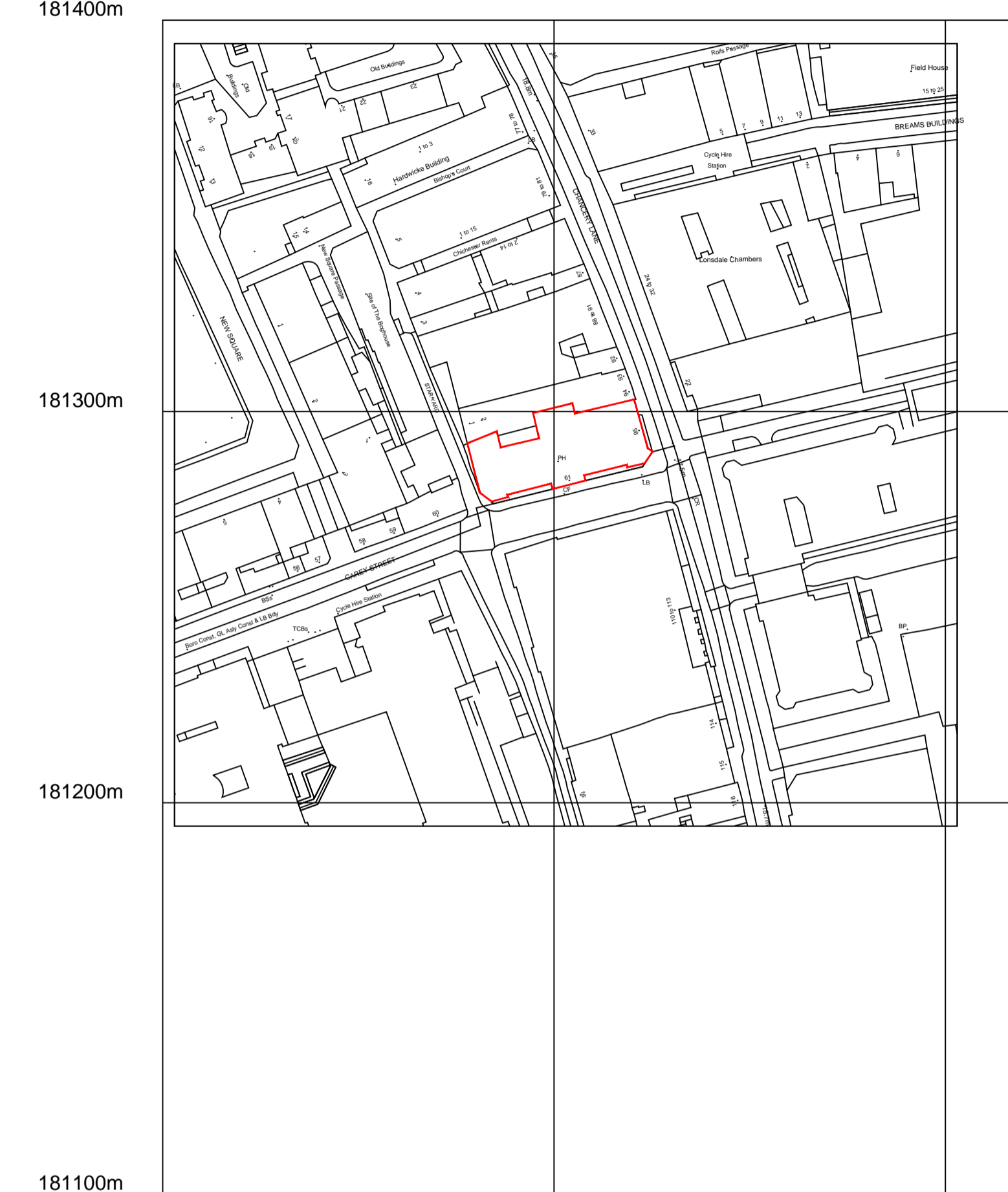
This drawing is the property of Design Venue Limited. Copyright and design right are reserved by them and the drawing is issued on the condition that it is not copied either wholly or in part without the written consent of Design Venue Limited.

DO NOT SCALE OF THIS DRAWING. Figured dimensions to take preference over those scaled. All dimensions to be checked on site before commencement of any work or shop drawings. This drawing is to be read with the specification when existing. Any discrepancies should be brought to the attention of the architect / designer.



Block Plan scale 1:500

531000m 531100m 531200m

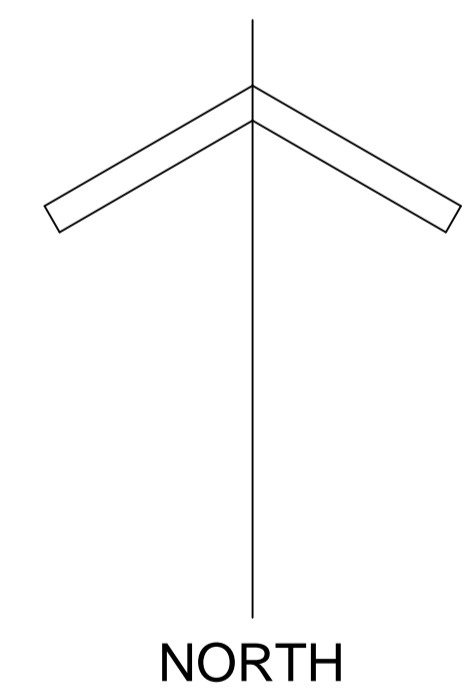


181400m 181300m 181200m 181100m

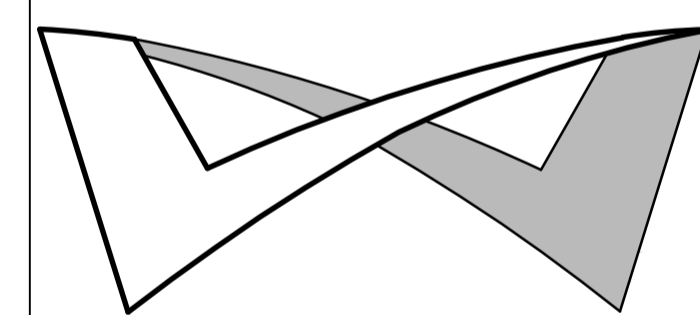
531000m 531100m 531200m

©Crown Copyright and database rights 2016 OS 100019980

Location Plan scale 1:1250



wetherspoon



**DV ARCHITECTS**  
Hallcourt House, 8 Hallcourt Crescent,  
Cannock, Staffordshire WS11 0AB  
Tel: 01543 547 877  
Email: studio@designvenue.co.uk

**RIBA**

**The Knights Templar,  
Holburn ( PN 0538)**

DRAWING TITLE  
**Block and Location plans**

SCALE  
1:500; 1:1250 @ A1

DATE 29/11/2016	DRAWN BY IP	CHECKED BY XX
--------------------	----------------	------------------

STATUS  
**PRELIMINARY**

JOB NO <b>731</b>	DWG NO <b>050</b>	REV <b>/</b>
----------------------	----------------------	-----------------