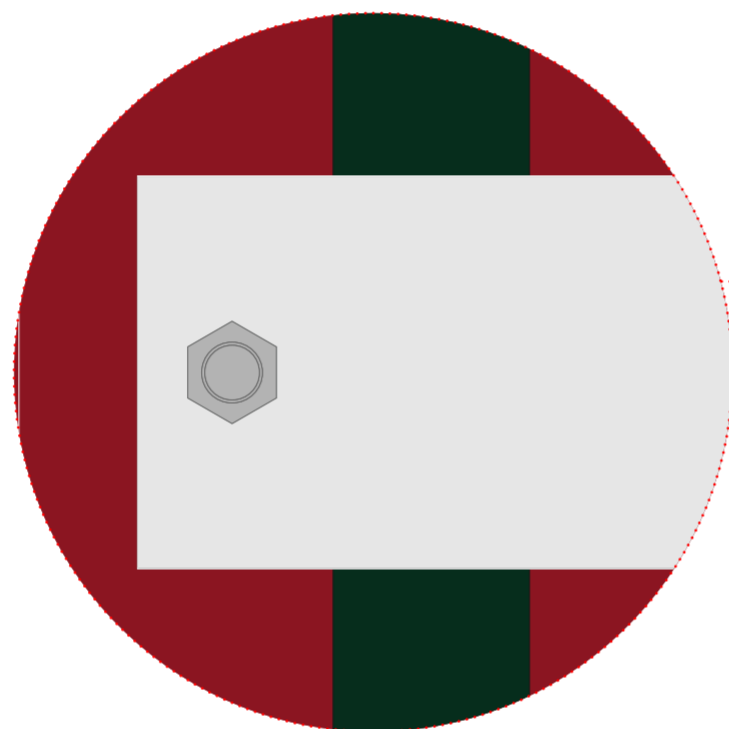


Plasterxote to pad the fixing and protect the railings

NOTE:
GREY COLOUR INDICATES SIGNAGE. COLOUR OF FIXINGS TO MATCH ACTUAL RAILING COLOUR.



Stove enamelled dark red aluminim panel.

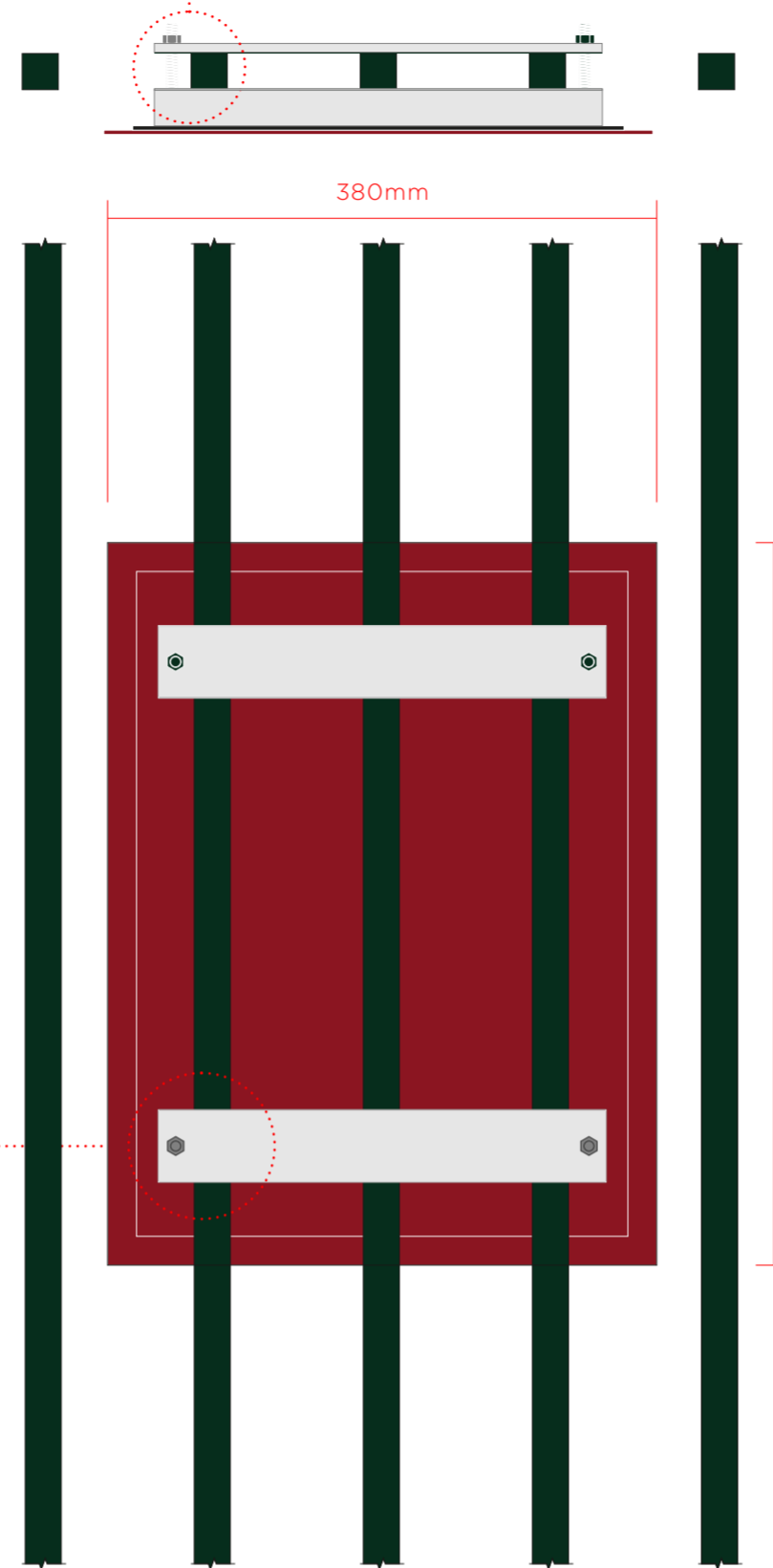
Backplate Colour Ref: RAL 3011

Text Colour: Cream (Pantone 7499)
Direct to media printed text

Font: Figgins Sans

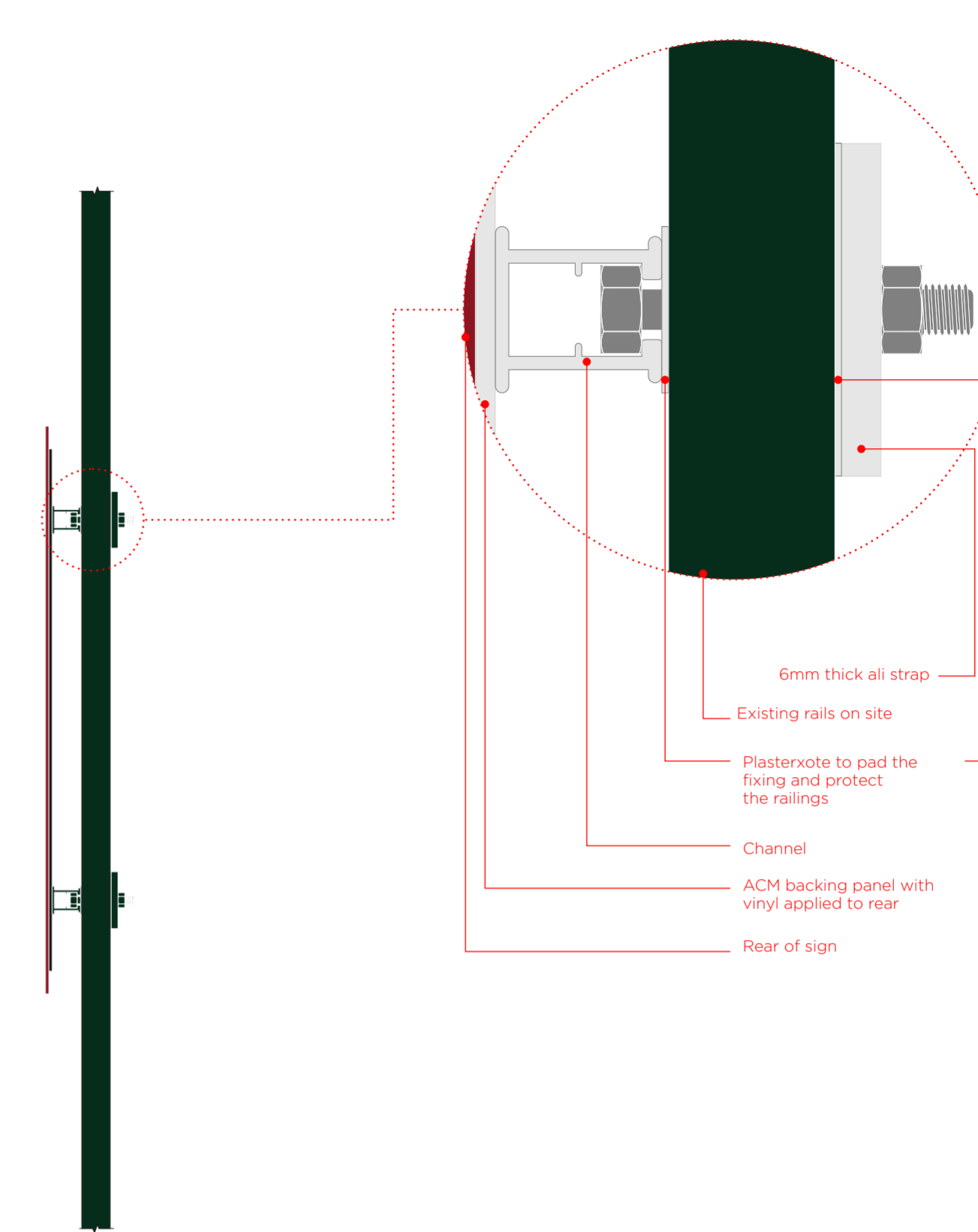
Panel treated to be suitable for all weather

PLAN VIEW



REAR VIEW

SIDE VIEW



EIS 01

OUR SHOP

Visit our shop and explore our exclusive range of jewellery, prints, fashion, maps, homeware, stationery, accessories, and books inspired by Soane's beautiful and eclectic collection.

12 13 14

YOU ARE HERE ENTRANCE EXIT

All profits support the museum, helping us inspire and educate more than 110,000 people each year, for free.

EIS 02

WELCOME TO SIR JOHN SOANE'S MUSEUM

We continue to keep the house exactly as John Soane left it and wanted visitors to experience it, so there are no labels anywhere. Make the most of your visit, buy a plan, or a guidebook, or join one of our tours.

As this is a historic house, there are narrow corridors, low lighting, and fragile objects.

We will ask you to turn off phones and cameras, and leave any bags in our cloakroom.

Unfortunately we cannot store suitcases.

Please be aware CCTV is used throughout the building.

Find out more on our website soane.org

EIS 03

ABOUT THE MUSEUM

This is the historic house of Sir John Soane (1753 – 1837), one of the greatest architects of his day.

Soane built the Bank of England, Dulwich Picture Gallery and this, his own extraordinary home.

In 1833, he negotiated an Act of Parliament: to leave his house and collection to the nation – keeping it open and free to educate and inspire. It has been preserved exactly as it was when he died.

The Museum is a charity. All donations make a real difference. They help us conserve Soane's house and collection, hold exhibitions, and run education activities.

If you enjoy your visit today, please consider supporting us. Visit soane.org/support-us

SIGNS OVERVIEW – NOT TO SCALE



thomas.matthews
communication design

The Clove Building,
4 Maguire Street,
London,
SE1 2NQ
Tel: 020 7307 9292

Project
USP 284
Sir John Soane's
Museum Wayfinding

Date
Nov 2016

Scale
1:5
@A2

DETAIL

Drawing No.
284 - 03.1

Drawing name
External Signage
EIS 01/02/03

Revision
1

Do not Scale off drawing, all dimensions to be checked on site