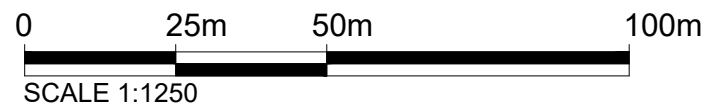




OS Map

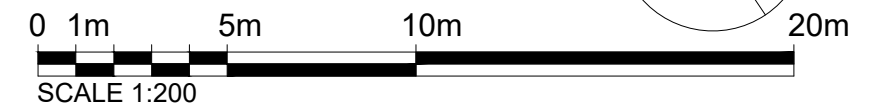
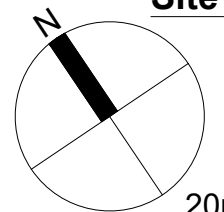


Site Plan

KEY

- 1 Entrance
- 2 Balcony
- 3 Garden
- 4 Shed
- 5 Rooflight

Property Boundary



Dimensions Written dimensions to be taken in preference to scaled dimensions. The Contractor is responsible for checking all dimensions before work starts.

Local Authority All work is to be carried out to the requirements, and to the satisfaction of the Local Authority. These drawings are for planning purposes only.

Discrepancies Any discrepancies to be brought to the attention of Drawing And Planning Ltd. Immediately.

REVISIONS

REV	DATE	DESCRIPTION	BY	CH

PROJECT TITLE
1 Egbert Street

DATE
Nov 2016

REVISION
/

DRAWING TITLE
Proposed - Location Plans

CLIENT
Susan Quick

DRAWING No.
EGBRT-L101

SCALE @ A3
1:1250 / 1:200

