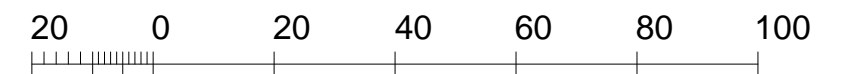
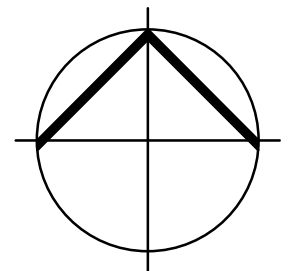


**Note**

This drawing is not to be scaled. Use figured dimensions only. All dimensions are to be checked on site and any discrepancies, errors or omissions are to be reported to the architect prior to commencement of works.



LOCATION PLAN  
1:1250 @ A3



ALL DIMENSIONS APPROXIMATE

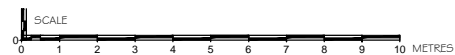
SCHEME DESIGN SUBJECT TO  
STRUCTURAL ENGINEER /SERVICES ENGINEER,  
& PLANNERS COMMENT

**FOR PLANNING**

| A | 09.11.15 | Location plan added

| JM |

EXISTING SITE PLAN  
1:200 @ A3



**BB PARTNERSHIP** LTD  
CHARTERED ARCHITECTS  
Studios 33-34, 10 Hornsey St, London. N7 8EL  
Tel 020 7336 8555 - e-mail - architect@bbpartnership.co.uk

© 2015 BB PARTNERSHIP LIMITED

project 22-24 Prince of Wales Road London NW5 3LG	date June '15	scale 1:200 @ A3	drawn JM
drawing Location Plan & Existing Site Plan	drwg. no FJS_101		rev. A

ALL RIGHTS RESERVED DO NOT SCALE CHECK ALL DIMENSIONS ON SITE