

Intended for
London Borough of Camden

Document type
Transport Statement

Date
November 2016

THE HALL SCHOOL TRANSPORT STATEMENT

THE HALL SCHOOL TRANSPORT STATEMENT

Revision **2**
Date **14/11/2016**
Made by **Nicola Evans**
Checked by **Hilde Norddal**
Approved by **Thaddaeus O'Higgins**
Description **Transport Statement**

CONTENTS

1.	INTRODUCTION	1
1.1	Background	1
1.2	Site Location	1
1.3	Planning History	1
1.4	Pre-Planning Application Consultations	1
1.5	Limitations	1
1.6	Document Structure	2
2.	DESCRIPTION OF THE DEVELOPMENT	3
2.1	Overview	3
2.2	Staff and Students	3
2.3	School Hours	3
2.4	Building Details	3
2.4.1	Area Schedule	3
2.4.2	Cycle and Scooter Parking	4
2.4.3	Car Parking	4
2.4.4	Access	4
2.4.5	Servicing, Deliveries and Refuse	4
3.	PLANNING POLICY CONTEXT	5
3.1	Policy Requirements	5
3.2	National Policy	5
3.2.1	National Planning Policy Framework	5
3.3	Regional Policy	5
3.3.1	The Mayor's London Plan	5
3.3.2	Policy on Cycle Parking	6
3.3.3	Policy on Car Parking	6
3.3.4	Transport Assessment Best Practice Guidance	6
3.4	Local Policy	6
3.4.1	Camden Core Strategy 2010-2025	6
3.4.2	Camden Development Policies 2010-2025 (LDF)	6
3.4.3	The Draft Camden Local Plan 2015	8
3.4.4	Camden Planning Guidance 7 – Transport	8
3.4.5	Camden Transport Strategy 2011	9
4.	BASELINE CONDITIONS	10
4.1	Transport Environment	10
4.1.1	Highway Access	10
4.1.2	Cycle Routes	10
4.1.3	Pedestrian Environment	10
4.1.4	Public Transport Accessibility Level	10
4.2	Classified Turning Counts	10
4.2.1	Specification	10
4.2.2	12 Hours Vehicle Profile	11
4.2.3	AM Peak Vehicle Movements	12
4.2.4	Inter Peak Vehicle Movements	12
4.2.5	PM Peak Vehicle Movements	12
4.2.6	12 Hours Pedestrian Flow Profile	13
4.2.7	Main Pedestrian Movements	13
4.2.8	AM Peak Pedestrian Movements	13
4.2.9	Inter Peak Pedestrian Movements	13
4.2.10	PM Peak Pedestrian Movements	14
4.3	Traffic Regulation	14

4.3.1	Controlled Parking Zone	14
4.3.2	Waiting and Loading Restrictions	15
4.3.3	School Parking Dispensation	15
4.4	Parking Beat Survey	15
4.4.1	Specification	15
4.4.2	Crossfield Road Occupancy	15
4.4.3	Adamson Road Occupancy	16
4.4.4	Lancaster Grove Occupancy	16
4.4.5	Eton Avenue	16
4.5	School Bus Services	17
4.6	Servicing, Waste and Delivery Arrangements	17
4.6.1	Servicing and Deliveries	17
4.6.2	Waste Collections	17
4.7	Cycle and Scooter Parking Demand	17
5.	PLANNING POLICY COMPLIANCE	18
5.1	Cycle Facilities	18
5.2	Servicing, Delivery and Collection	18
5.3	Disabled Parking	18
5.4	Parking for Other Staff	19
6.	TRIP GENERATION	20
6.1	Person Trips	20
6.1.1	Existing Trips	20
6.1.2	Proposed Trips	20
6.1.3	Net Change	20
6.2	Servicing Trips	20
7.	CONSIDERATIONS OF TRANSPORT ISSUES	21
7.1	Highway Issues	21
7.1.1	Vehicle Trips at Peak Times	21
7.1.2	Vehicle Trips at Non Peak Times	21
7.1.3	Modal Choice	21
7.2	Cycle Parking	21
7.3	Servicing, Delivery and Waste Collection	22
7.4	Construction Phase Considerations	22
7.4.1	Construction Traffic Volumes	22
7.4.2	Construction Hours	23
7.4.3	Parking	23
7.5	School Travel Plan	23
8.	CONCLUSION	24

APPENDICES

Appendix 1

Site Location

Appendix 2

Proposed Development

Appendix 3

Public Transport Accessibility

Appendix 4

Classified Counts and Parking Beat Survey

1. INTRODUCTION

1.1 Background

Ramboll has been appointed by The Hall School to undertake a Transport Statement (TS) in support of a full planning application for the proposed redevelopment and refurbishment at The Hall (Senior School), 23 Crossfield Road, Belsize, London Borough of Camden.

The site is currently occupied by The Hall (Senior School) including sports courts, located within a typically residential area. For context, The Hall (Middle School) is located to the south of the Senior School, and The Hall (Junior School) is 0.15km to the northwest of the Senior School site.

The proposal includes a redevelopment and refurbishment of the Senior School buildings, hereby referred to as the proposed development. There are no proposed changes to access to the site, parking provision, or number of pupils or staff.

The Middle and Senior School will vacate the site during the construction phase.

1.2 Site Location

The proposed development is located in Belsize ward / Belsize Park Conservation Area within London Borough of Camden. The surrounding areas are predominantly residential and educational. See Appendix 1 for site location and site boundary line.

1.3 Planning History

A pre-application submission was submitted to London Borough of Camden (Camden Council) in 2015 and formal advice provided on 12 June (LBC ref: 2015/1430/PRE).

1.4 Pre-Planning Application Consultations

A Development Management Forum took place at 13th September 2016 and Public Exhibitions took place at 12th and 15th October 2016.

There have been two pre-planning application consultations with Planning Officers from London Borough of Camden.

1.5 Limitations

This report has been prepared for The Hall School and shall not be relied upon by any third party unless that party has been granted a contractual right to rely on this report for the purpose for which it was prepared. The findings and opinions in the report are based upon information derived from a variety of information sources. Ramboll believe these information sources to be reliable.

This report has been prepared on the basis of the proposed end land use defined by The Hall School. If this proposed end land use is altered or changed then it will be necessary to review the findings of this report.

It should be noted that some of the aspects considered in this study are subject to change with time. Therefore, if the development is delayed or postponed for a significant period then it should be reviewed to confirm that no changes have taken place, either at the application site or within relevant legislation.

1.6 Document Structure

The Transport Statement will contain the following main elements:

- Review of the baseline transport conditions, including cycle, pedestrian, public transport and highway accessibility;
- Review of relevant national, regional and local transport planning policy;
- Description of the development proposals including parking, and the relevant transport aspects of the scheme;
- A consideration of any transport impacts of the development assuming no change in pupil numbers or staff numbers and no change to existing school access arrangements.

2. DESCRIPTION OF THE DEVELOPMENT

2.1 Overview

The Hall School operates with three locations for the Junior, Middle and Senior schools.

- The Junior School (from reception to year 3) is located at 69 Belsize Park;
- The Middle School (year 4 and 5) is located at 54 Crossfield Road; and,
- The Senior School (year 6 to 8) is located at 23 Crossfield Road.

The proposed development comprises the rebuilding of two buildings and refurbishment of one building at the Senior School site.

The operation of the Middle and Senior Schools is closely linked.

2.2 Staff and Students

The Hall School's maximum registered number is 460 pupils. The Middle and Senior School have capacity to cater for 270 pupils. These figures are the school's maximum capacity rather than the exact number of pupils enrolled.

There is no proposed change to the number of pupils or staff as a result of the proposed development. The proposed development is intended to enhance the quality of the educational facilities, not to increase the capacity of the school.

Table 2.1: Maximum Registered Number of Pupils and Staff

The Hall School	Pupils	Staff	Change
Middle School	108	45	0
Senior School	162		0
Total	270	45	0

2.3 School Hours

School hours, including breakfast clubs and after school arrangements, will remain unchanged.

Typical hours are from 08:00 to 17:15, details presented below. The pupils arrive between 08:00 and 08:15. The school ends at 15:55, followed by a variety of after school activities available between 16:00 and 17:00.

Table 2.2: Daily Routine at the Middle and Senior School

The Hall School	Arrival	School End	After School
Middle and Senior School	08:00-08:15	15:55	16:00-17:00

2.4 Building Details

2.4.1 Area Schedule

Table 2.3: Gross Internal Area (GIA) for Existing and Proposed Uses

Use Class D1	Existing [m ²]	Proposed [m ²]	Change [m ²]
Total GIA	2,825	4,063	1,211

Details of the development proposals can be found in Appendix 2.

2.4.2 Cycle and Scooter Parking

Currently the Senior School has no cycle parking, with any pupils/staff that cycle using the existing 24 spaces at the Middle School. It is proposed to increase the cycle parking capacity, by providing 10 additional cycle spaces at the Senior School. Further to, scooter parking will be formalised, to provide 38 new scooter spaces (16 in the Middle School and 22 in the Senior School).

Table 2.4: Proposed facilities for Cycle and Scooter Parking

Cycle Parking	Existing	Proposed	
	Cycle Parking	Cycle Parking	Scooter Parking
Middle School	24	24	16
Senior School	0	10	22
Total	24	34	38

2.4.3 Car Parking

The Senior School provides no on-site parking and there are no proposed changes to car access and parking provision.

The Middle School provides eight basement standard car parking bays, to be retained as currently used.

The Middle School also offers one onsite disabled parking bay.

2.4.4 Access

Pedestrian access to the building will be greatly improved, with an existing school entrance significantly upgraded to become the new front door to the Senior School with level step-free access from the footway off Crossfield Road.

2.4.5 Servicing, Deliveries and Refuse

The proposals do not include any changes to existing site delivery or waste collection arrangements. A new bin store of 8m² is proposed adjacent to the Senior School frontage, to enable existing kerb-side refuse collection to continue to take place.

A bin store of 8m² has been proposed at the Senior School frontage. Refuse collections will take place from single yellow lines.

3. PLANNING POLICY CONTEXT

3.1 Policy Requirements

This section of the report considers the relevant transport policy background to the development proposals for the site; this includes national and local transport planning policies.

Planning applications in London Borough of Camden are determined by the following policies:

- The National Planning Policy Framework (March 2012);
- Transport Assessment Best Practice Guidance, TfL (May 2006);
- Further Alterations to the London Plan 2015 (FALP);
- Camden Development Policies 2010-2025 (LDF);
- Camden Core Strategy 2010-2025; and,
- Camden Planning Guidance 7 – Transport.

The Draft Camden Local Plan 2015 will also be considered, although this has not yet been formally adopted.

3.2 National Policy

3.2.1 National Planning Policy Framework

At the national level, the key relevant policy consideration is the National Planning Policy Framework (NPPF), published in March 2012. It sets out the Government's planning policies for England and how these are expected to be applied. Within the NPPF, it details at Paragraph 32 that all developments that generate significant amounts of movement should be supported by a Transport Statement or Transport Assessment, and indicates that plans and decisions should also take into account whether:

- *“The opportunity for sustainable transport modes have been taken up depending on the nature and location of the site, to reduce the need for major transport infrastructure;*
- *Safe and suitable access to the site can be achieved for all people; and,*
- *Improvements can be undertaken within the transport network that cost-effectively limit the significant impacts of development. Development should only be prevented or refused on transport grounds where the residual cumulative impacts of development are severe.”*

3.3 Regional Policy

3.3.1 The Mayor's London Plan

The London Plan sets out the Mayor's strategic plan for London by defining an integrated framework for the future development of the city. Relevant elements of the current plan are made up of:

- Parking Standards Minor Alterations to the London Plan (MALP), March 2016; and,
- Further Alterations to the London Plan (FALP), March 2015.

MALP involves changes to Policy 6.13 on car parking and supporting paragraphs 6.42i, 6.42j and 6.42k; and to the Car Parking Standards section of Table 6.2 in the Parking Addendum. The Minor Alterations are mainly concerned with Outer London boroughs and areas with low PTAL.

3.3.2 Policy on Cycle Parking

Policy 6.9 on cycling is described within FALP. The policy requires developments to provide secure, integrated and accessible cycle parking facilities in line with the minimum cycle parking standards prescribed within the Plan.

Table 2.1 below, based on table 6.3 within FALP, sets out the London Plan minimum cycle parking standards for land use D1 (schools, primary and secondary).

Table 3.1: Cycle Parking Minimum Standards

Land Use	Long-Stay	Short-Stay
Nurseries / schools (primary and secondary)	1 space per 8 staff and 1 space per 8 students	1 space per 100 students

3.3.3 Policy on Car Parking

The London Plan FALP/MALP Policy 6.13 states that in locations with high public transport accessibility, car-free developments should be promoted, while still providing for disabled people.

3.3.4 Transport Assessment Best Practice Guidance

CLBC refers to this best practice guidance produced by Transport for London (TfL) which offers advice and guidance to those producing transport assessments for referred applications. The document outlines the planning application process, and transport assessment checklist.

3.4 Local Policy

3.4.1 Camden Core Strategy 2010-2025

Camden's Core Strategy, adopted November 2010, sets out the key elements of the Council's planning vision and strategy for the borough.

Policy CS11 - Promoting sustainable and efficient travel - promotes a range of sustainable transport measures and the delivery of additional infrastructure to support growth and relieve existing pressures on the transport system. Policy CS11 aims to:

- Improve strategic transport infrastructure to support growth;
- Promote sustainable travel;
- Make private transport more sustainable; and
- Promote the sustainable movement of freight.

3.4.2 Camden Development Policies 2010-2025 (LDF)

The Camden Development Policies, adopted November 2010, set out detailed planning criteria that are used to determine applications for planning permissions in the borough. Camden Development Policies includes six policies on transport, covering:

- *The transport implications of development (DP16)* – developments should be planned taking into consideration the movement of people and goods, both within the development site and outside it. Camden Council will seek to ensure that development is properly integrated with the transport network and is supported by adequate walking, cycling and public transport links.

- *Walking, cycling and public transport (DP17)* – set out requirements for new development in terms of the provision for walking, cycling and public transport. This includes providing safe pedestrian and cycle links, but also storage and changing facilities.
- *Parking standards and limiting the availability of car parking (DP18)* – seeks to minimise the level of car parking provision in new developments, whilst promoting cycling parking, and the provision of spaces for car club and electric charging points.
- *Managing the impact of parking (DP19)* – addresses the potential impacts of parking associated with development in terms of on-street parking conditions and wider environmental considerations. Seeks to ensure that the creation of additional car parking spaces will not have a negative impact on parking, highways or the environment.
- *The movement of goods (DP20)* – sets out requirements for new developments in relation to the movement of goods and materials both during construction and when in operation.
- *Development connecting to the highway network (DP21)* – sets out expectations for development linking directly to the highway network, including all footpaths and cycleways in the borough.

It is noted that DP16 addresses schools in the Belsize area (paragraph 16.15).

The concentration of schools in some parts of Camden, including the Hampstead and Belsize Park areas, has led to traffic congestion, road safety and parking problems related to the 'school run'. As part of transport assessments, applications for new schools and for the expansion of existing schools will be expected to provide details of the projected growth in student numbers, how students are likely to travel, their impact on the transport system and any measures to offset transport problems. In areas with an existing problem with the school run, it is unlikely that the Council will grant planning permission for educational facilities that are likely to exacerbate the problem.

The Development Policies includes guidance on the threshold for Transport Assessments and Transport Statements.

Parking standards for land use class D1, non-residential institutions, are presented as follows.

Table 3.2: Parking Standards for D1 – Non-Residential Institutions

Vehicle Type	Standard
Cycles Staff	Staff - from threshold of 500 sqm, 1 space per 250 sqm or part thereof Visitor - from threshold of 500 sqm, 1 space per 250 sqm or part thereof
People with disabilities	Staff/ operational – 1 space per disabled employee or, from a threshold of 2,500 sq m, 1 space per 20,000 sqm or part thereof - whichever is the greater. Visitors / students – from threshold of 2,500 sqm, 1 space per 500 sqm or part thereof.
Service vehicles, coaches and taxis	No minimum requirement, on-site provision should be on the basis of early negotiation supported by the Transport Assessment required under policy DP16.
Other staff/ operational parking	Low parking provision areas: maximum of 1 space per 1,500 sqm Rest of borough: maximum of 1 space per 1,000 sqm Any additional needs for staff providing home visits and working anti-social hours will be considered provided they are supported by a Transport

	Assessment (or supporting information as appropriate for smaller schemes), and a Travel Plan can be secured.
Other visitor parking	Spaces will be considered for healthcare provided they are supported by a Transport Assessment (or supporting information as appropriate for smaller schemes) showing that existing spaces, public transport and taxis cannot cater for the expected travel demand, and a Travel Plan can be secured. The need for injured people to visit, and for patients to be accompanied will be considered.

Note: with respect to cycle parking, it is considered that the London Plan FALP standards are more relevant as they are specific to schools rather than generic D1 use. Therefore the proposals have been measured against FALP standards.

3.4.3 The Draft Camden Local Plan 2015

The Camden Local Plan will replace the Council's current Core Strategy and Development Policies planning documents, and covers the period from 2016-2031. This document has been submitted to the Secretary of State for Communities and Local Government for independent examination. These policies can be given limited weight in determining planning applications.

Camden prioritises sustainable transport such as walking, cycling and public transport and will seek to reduce use of motor vehicles. Sustainable transport supports the primary aims and objectives of both the Camden Transport Strategy 2011 and the Camden Plan 2012. The Local Plan identifies the following four Transport Policies aimed at encouraging sustainable travel through the Borough:

- Policy T1 – Prioritising walking, cycling and public transport;
- Policy T2 – Car-free development and limiting the availability of parking;
- Policy T3 – Improving strategic transport infrastructure; and
- Policy T4 – Promoting the sustainable movement of goods and materials.

3.4.4 Camden Planning Guidance 7 – Transport

This Guidance has been prepared to support the policies in Camden's Local Development Framework (LDF), and updates the Camden Planning Guidance 2006.

This guidance provides information on transport issues within the borough and includes the following sections:

- *Assessing transport capacity* – states a Transport Assessment is required for all schemes which will generate a significant travel demand, and provides guidance on its preparation.
- *Travel plans* – identifies the circumstances under which travel plans are required, what they are intended to achieve and how they should be prepared. School Travel Plans (STPs) will need to comply with the Transport for London criteria used to assess STPs.
- *Delivery and servicing management plans* – provides details on how Delivery and Service Management Plans can be used to manage and mitigate the potential impacts of deliveries and servicing on the amenity of occupiers and neighbours.
- *Car free and capped development* – identifies car-free development which does not have any car parking, provided or allowed on the site. Parking Standards do not apply as no parking is allowed.
- *On-site car parking* – provides guidance for developments with on-site car parking.

- *Vehicle access* - provides guidance on designing developments to provide safe access and use by motor vehicles.
- *Streets and public spaces* – provides guidance on design and layout of streets and public spaces.
- *Cycling facilities* – provides guidance on meeting cycle parking standards in an effective way, so that cycle parking is convenient and secure, and users of a development are more likely to use bicycles to travel to and from the site.
- *Minicab offices* – advises on requirements for minicab offices, and associated parking issues.

3.4.5 Camden Transport Strategy 2011

The Camden Transport Strategy (CTS), August 2011, sets out the future direction for transport in Camden and describe the context of traffic and transport in the borough.

The Strategy identifies a number of transport challenges that need to be addressed, and has developed a range of strategies and different measures that Camden will implement to deliver their transport objectives. These objectives include:

- Objective 1: Reduce motor traffic levels and vehicle emissions to improve air quality, mitigate climate change and contribute to making Camden a 'low carbon and low waste borough.'
- Objective 2: Encourage healthy and sustainable travel choices by prioritising walking, cycling and public transport in Camden
- Objective 3: Improve road safety and personal security for people travelling in Camden.
- Objective 4: Effectively manage the road network to manage congestion, improve reliability and ensure the efficient movement of goods and people
- Objective 5: Develop and maintain high quality, accessible public streets and spaces and recognise that streets are about more than movement
- Objective 6: Ensure the transport system supports Camden's sustainable growth and regeneration as well as enhancing economic and community development
- Objective 7: Ensure the transport system supports access to local services and facilities, reduces inequalities in transport and increases social inclusion.
- Objective 8: Ensure that the provision of parking is fair and proportionate by considering the needs of all users, whilst also encouraging sustainable travel choices.
- Objective 9: Support the delivery of a successful London 2012 Olympic and Paralympic Games

4. BASELINE CONDITIONS

4.1 Transport Environment

4.1.1 Highway Access

The proposed development fronts onto Crossfield Road to the west, and is bounded on the remaining sides by residential properties.

Crossfield Road is located approximately 400m east of the A41 Finchley Road which provides access to the wider highway network. The A41 is a part of the Transport for London (TfL) road network, North Central area.

The Hall School operates a voluntary One Way System south down Crossfield Road and speed is regulated under an area wide 20mph limit.

4.1.2 Cycle Routes

The nearest cycleway on the London Cycle Network is approx. 200-300m away from the site. The route is on a mixture of quiet or busier roads and include Fitzjohn's Avenue, College Crescent, Eton Avenue, Winchester Road and Avenue Road. Other roads that have been recommended by cyclists include Belsize Square, Lancaster Drive and Strathray Gardens. A route from Swiss Cottage to Regent's Park (via Avenue Road) is awaiting approval as a protected cycling route in Camden.

4.1.3 Pedestrian Environment

There is a footway on both sides of Crossfield Road, with street lighting on either side. There are raised junctions at either end of Crossfield Road, and at the junction with Adamson Road.

4.1.4 Public Transport Accessibility Level

The Public Transport Accessibility Level (PTAL) is a measure of the accessibility of a point to the public transport network, taking into account walk access time and service availability within a catchment area of 640m (approx. 8 minutes walk) for bus services and 960m (approx. 12 minutes walk) rail/underground services.

There are eight London bus routes (C11, 113, 82, 13, 31, 187, 268 and 46) and two London underground lines (Jubilee Line and Metropolitan Line) within the catchment area. The PTAL analysis shows that the application site has a rating of 5 for forecast year 2021 which is considered "Very Good" on the PTAL scale. A summary of the PTAL report can be found within Appendix 3.

4.2 Classified Turning Counts

4.2.1 Specification

Classified turning counts, including pedestrians, were carried at the three junctions at Crossfield Road 4th - 6th October 2016 from 07:00 to 19:00 (12 hours).

- Crossfield Road / Lancaster Grove;
- Crossfield Road / Adamson Road; and,
- Eton Avenue / Crossfield Road.

Data were registered within 15 minutes time slots for six vehicle categories, pedal cycles and pedestrians. The vehicle categories are shown below.

Table 4.1: Vehicle Categories

Categories	Code	Example
Car	CAR	Saloon, Estate, People Carrier, Car towing Caravan / Trailer
Light Good Vehicles	LGV	Van, Vehicle <3.5T with single rear tyres, Pick-up
Other Goods Vehicles 1	OGV1	Vehicle >3.5T with twin rear tyres, 2-axles Rigid, 3-axles Rigid
Other Goods Vehicles 1	OGV2	4 or more axles Rigid, 3 or more axles Artic, Other Goods Vehicle with Trailer
Buses and Coaches	PSV	Single Deck Bus or Coach, Double Deck Bus
Motorcycle	MCL	Motorcycle

4.2.2 12 Hours Vehicle Profile

The vehicle flow profile for Crossfield Road indicates an AM peak hour between 07:45 and 08:45 and a distinct 15 minutes peak between 08:00 and 08:15.

The afternoon 15 minutes PM peak is less distinct than the morning peak but reaches a high between 16:00 and 16:15. The PM peak hour has been observed to fall between 15:30 and 16:30.

Figure 4.1 Vehicular Flow Profile Crossfield Road North

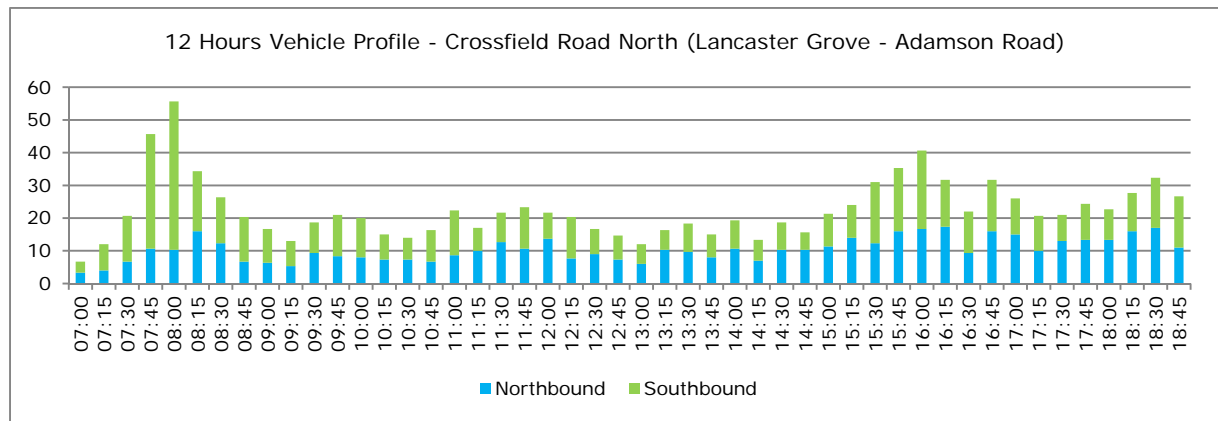
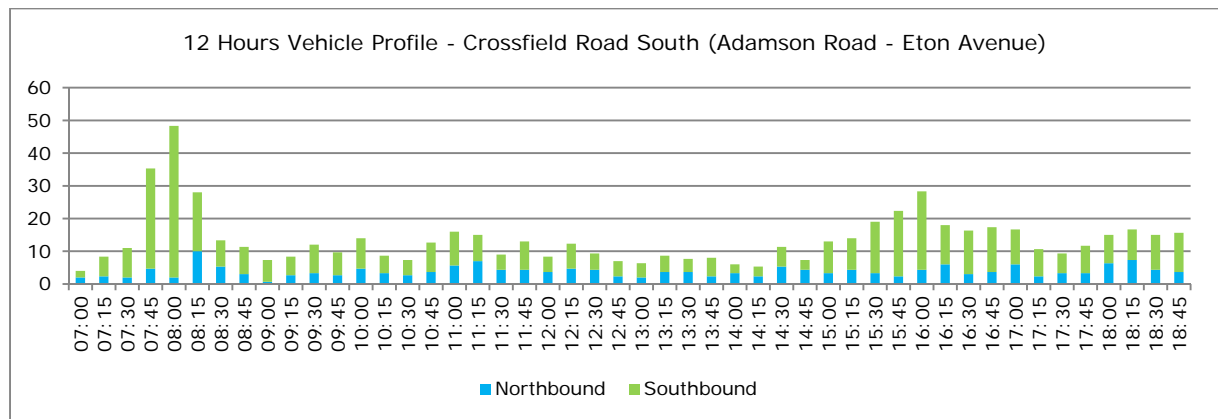


Figure 4.2 Vehicular Flow Profile Crossfield Road South



4.2.3 AM Peak Vehicle Movements

The northern section of Crossfield Road (Lancaster Grove – Adamson Road) shows an AM 15 minutes peak flow of 56 two-way vehicle movements. Southbound traffic is dominant with 45 one-way vehicle movements per 15 minutes.

The AM peak hour flow is at 162 two-way vehicle movements per hour.

The southern section of Crossfield Road (Adamson Road – Eton Avenue) shows an AM 15 minutes peak of 48 two-way vehicle movements of which 46 one-way movements are southbound.

The AM peak hour flow is at 125 two-way vehicle movements per hour.

4.2.4 Inter Peak Vehicle Movements

During the inter-peak, between 08:45 and 15:00, there are low variations to the vehicular traffic flow.

At the northern section of Crossfield Road the average vehicular flow is at approximately 18 two-way movements per 15 minutes or 71 two-way movements per hour.

At the southern section of Crossfield Road the average vehicular flow is at approximately 10 two-way movements per 15 minutes or 39 two-way movements per hour.

4.2.5 PM Peak Vehicle Movements

The northern section of Crossfield Road (Adamson Road – Eton Avenue) shows a PM 15 minutes peak flow of 41 two-way vehicle movements. Southbound traffic adds up to 24 one-way vehicle movements per 15 minutes.

The PM peak hour flow is at 139 two-way vehicle movements per hour.

The southern section of Crossfield Road (Adamson Road – Eton Avenue) shows a PM 15 minutes peak of 28 two-way vehicle movements of which 24 one-way movements are southbound.

The PM peak hour flow is at 88 two-way vehicle movements per hour.

Table 4.2: Crossfield Road – 15 Minutes Vehicle Movements

Section	AM Peak 15mins	Inter Peak 15mins	PM Peak 15 mins
Crossfield Road North	56 two-way trips	18 two-way trips	41 two-way trips
Crossfield Road South	48 two-way trips	10 two-way trips	28 two-way trips

Table 4.3: Crossfield Road – Hourly Vehicle Movements

Section	AM Peak Hourly	Inter Peak Hourly	PM Peak Hourly
Crossfield Road North	162 two-way trips	71 two-way trips	139 two-way trips
Crossfield Road South	125 two-way trips	39 two-way trips	88 two-way trips

4.2.6 12 Hours Pedestrian Flow Profile

The pedestrian survey for the northern section Crossfield Road indicates a 12 hours profile with three peaks; one AM peak, one mid-day peak and one PM peak. The survey data for the southern section indicated two peaks; AM and PM peaks.

The survey clearly indicates an AM hourly peak between 07:45 and 08:45 and a 15 minutes peak between 08:00 and 08:15. There is a mid-day peak at the northern section of Crossfield Road which takes place between 11:30 and 12:30. The afternoon 15 minutes PM peak reaches a high between 16:00 and 16:15 where the average PM peak hour has been identified from 15:30 to 16:30.

4.2.7 Main Pedestrian Movements

The main pedestrian movement at the junction of Lancaster Grove and Crossfield Road, approximately 63%, is a two-way movement between the western section of Lancaster Grove (Buckland Crescent) and Crossfield Road.

The main pedestrian movement at the junction of Crossfield Road and Adamson Road is between the northern section of Crossfield Road and Adamson Road, adding up to 48% of the total pedestrian footfall. Secondly there is some movement up and down Crossfield Road, approximately 36% of the total.

The main pedestrian movement at the junction of Crossfield Road and Eton Avenue, approximately 80% over the day, is a two-way footfall along Eton Avenue.

4.2.8 AM Peak Pedestrian Movements

The northern section of Crossfield Road, around the junction of Lancaster Grove and Crossfield Road, shows an AM 15 minutes peak flow of 183 pedestrian movements. The AM peak hour flow is at 541 pedestrian movements per hour.

The middle section of Crossfield Road, around the junction of Adamson Road and Crossfield Road, shows an AM 15 minutes peak of 218 movements and an AM peak hour of 460 movements per hour.

The southern section of Crossfield Road (Adamson Road – Eton Avenue) shows an AM 15 minutes peak of 259 movements and an AM peak hour flow at 746 movements per hour.

4.2.9 Inter Peak Pedestrian Movements

Survey data from the northern section of Crossfield Road, around the junction of Lancaster Grove and Crossfield Road and around the junction of Adamson Road and Crossfield Road, indicates an mid-day peak.

The junction with Lancaster Grove reaches a 15 minutes peak of 116 pedestrian movements and hourly traffic at 324 vehicles per hour whilst the junction with Adamson Road reaches a 15 minutes peak of 131 pedestrian movements and hourly footfall of 326 pedestrians per hour.

Survey data from junction with Eton Avenue shows no mid-day peak but a mid-day footfall of approximately 60 movements per 15 minutes and 240 movements per hour.

4.2.10 PM Peak Pedestrian Movements

The northern section of Crossfield Road, around the junction of Lancaster Grove and Crossfield Road, shows an PM 15 minutes peak flow of 123 pedestrian movements. The PM peak hour flow is at 375 pedestrian movements per hour.

The middle section of Crossfield Road, around the junction of Adamson Road and Crossfield Road, shows a PM 15 minutes peak of 131 movements and an PM peak hour of 372 movements per hour.

The southern section of Crossfield Road (Adamson Road – Eton Avenue) shows a PM 15 minutes peak of 244 movements and a PM peak hour flow at 678 movements per hour.

Table 4.4: Crossfield Road – 15 Minutes Pedestrian Movements

Crossfield Road Jct	AM Peak 15mins	Inter Peak 15mins	PM Peak 15 mins
Lancaster Grove	183	116	123
Adamson Road	218	131	131
Eton Avenue	259	60	244

Table 4.5: Crossfield Road – Hourly Pedestrian Movements

Crossfield Road Jct	AM Peak Hourly	Inter Peak Hourly	PM Peak Hourly
Lancaster Grove	541	324	375
Adamson Road	460	326	372
Eton Avenue	746	240	678

4.3 Traffic Regulation

4.3.1 Controlled Parking Zone

The proposed development is located within a Controlled Parking Zone (CPZ), sub-area Belsize (CA-B), where restrictions apply Mon-Fri 09:00-18:30 and Sat 09:30-13:30. The local on-street parking provision is mainly for Resident Permit Holders (RPH).

Crossfield Road offers approximately 42 spaces for RHP and 1 space for Blue Badge holders. Eton Avenue offers 4 Pay by Phone spaces, 4 spaces for Business Permit Holders (BPH) and approximately 47 spaces for RPH. Other nearby roads such as Adamson Road and Lancaster Grove (east of Strathray Gardens) offer RHP spaces only.

Table 4.6: Local Parking Regulations

Road	Section	Parking provision
Crossfield Road	Full length	47 spaces for Resident Permit Holders 1 space for Blue Badge Holders 1 space for school bus parking
Adamson Road	Full length	65 spaces for Resident Permit Holders 3 Pay by Phone bays
Eton Avenue	Full length	121 spaces for Resident Permit Holders 5 spaces for Blue Badge Holders 6 spaces for Pay by Phone
Lancaster Grove	Full length	122 spaces for Resident Permit Holders

Bus parking is permitted outside the Senior School Mon – Fri 08:00-09:00 and 15:00-17:00 (30 minutes, no return within 30 minutes). No parking is allowed Mon-Fri 09:00-15:00 and 17:00-18:30 and Sat 09:30-13:30.

4.3.2 Waiting and Loading Restrictions

There are two types of yellow lines used within the area:

- Double lines - No waiting at any time
- Single lines - Restricted in line with controlled parking zone (CPZ) hours

Loading and unloading is allowed on single yellow lines for up to 20 minutes for cars under 3.5 tonnes and up to 40 minutes for vehicles over 3.5 tonnes if loading is observed.

Table 4.7: Local Wating / Loading Regulations

Road	Section	Single Yellow	Double Yellow
Crossfield Road	Full length	72m	42m

Passengers can be picked up or dropped off at yellow lines.

Disabled person's Blue Badge holders are allowed a maximum stay of 3 hours on yellow lines.

4.3.3 School Parking Dispensation

School parking dispensations are available for schools who participate in LB Camden's parking dispensation scheme. The aim is to alleviate some of the parking stress around schools at school run peak times.

The dispensation allows parking on single yellow lines and residents' parking bays, Monday to Friday during term time and for a maximum of 15 minutes.

4.4 Parking Beat Survey

4.4.1 Specification

A parking beat survey was carried out 12th and 13th October within the intervals presented below.

Table 4.8: Parking Beat Survey Timings

Time	Period	Frequency	Days
06:00 – 10:00	AM	15 minute intervals	1 weekday
14:30 - 19:00	PM	15 minute intervals	1 weekday
00:30 – 05:30	Night	1 sweep	2 separate weekday nights

Streets within a radius of approximately 200m were included.

4.4.2 Crossfield Road Occupancy

There are 47 resident bays within Crossfield Road. The morning occupancy varies between 39 and 46 vehicles giving an average AM occupancy of 89%. The afternoon occupancy varies between 41 and 45 vehicles, giving an average occupancy of 91%. The survey registered 39-41 spaces being occupied at night, giving an average night time occupancy of 85%.

Table 4.9: Crossfield Road Occupancy Levels

Restriction	AM	PM	Night
Resident Bay	89%	91%	85%
Disabled Bay	0%	0%	100%
School Bus Bay	25%	67%	0%

4.4.3 Adamson Road Occupancy

There are 65 resident bays within Adamson Road.

The morning occupancy varies between 52 and 60 vehicles giving an average AM occupancy of 88%. The afternoon occupancy varies between 55 and 62 vehicles, giving an average occupancy of 91%. The survey registered approximately 50-54 spaces being occupied at night, giving an average night time occupancy of 80%.

Table 4.10: Adamson Road Occupancy Levels

Restriction	AM	PM	Night
Resident Bay	88%	91%	80%
Pay by Phone Bay	88%	126%	50%

4.4.4 Lancaster Grove Occupancy

There are 122 resident bays within Lancaster Grove.

The morning occupancy varies between 98 and 115 vehicles giving an average AM occupancy of 86%. The afternoon occupancy varies between 95 and 102 vehicles, giving an average occupancy of 81%. The survey registered approximately 103-104 spaces being occupied at night, giving an average night time occupancy of 85%.

Table 4.11: Lancaster Grove Occupancy Levels

Restriction	AM	PM	Night
Resident Bay	86%	81%	85%

4.4.5 Eton Avenue

There are 121 resident bays within Eton Avenue.

The morning occupancy varies between 110 and 123 vehicles giving an average AM occupancy of 96%. The afternoon occupancy varies between 109 and 121 vehicles, giving an average occupancy of 96%. The survey registered approximately 110-114 spaces being occupied at night, giving an average night time occupancy of 93%.

Table 4.12: Eton Avenue Occupancy Levels

Restriction	AM	PM	Night
Resident Bay	96%	96%	93%
Pay by Phone	45%	94%	0%

4.5 School Bus Services

A commercial shared school bus service, Transport 4 Schools, operates locally. The school bus organisation runs an extensive service covering more than 30 post codes around London. The school bus uses the school bus stop on Crossfield Road.

Further details are available at: www.transport4schools.org.

4.6 Servicing, Waste and Delivery Arrangements

4.6.1 Servicing and Deliveries

Deliveries are made from single yellow lines within Crossfield Road.

There are also limited parking arrangements for servicing vehicles within The Hall Middle School car park.

4.6.2 Waste Collections

Waste collections are currently carried out by Camden Council (CC), collection and pick up arrangements are presented in the table below.

Table 4.13: Waste Collections

Type of Waste	Collections	Pick Up Arrangement
General waste bins	Twice a week	Picked up by CC
Recycling bins	Once a week	Picked up by CC
Black bags	Once a week	Left on pavement

4.7 Cycle and Scooter Parking Demand

An onsite parking survey took place 4th to 10th October 2016 to identify current demand for cycle and scooter parking, results are shown below. Cycle and scooter parking at the Senior School is not formalised and there is a high degree of interdependency between the Middle and Senior Schools.

The Middle and Senior School pupils park in the same place in the Middle School, so cycles for pupils were only registered at the Middle School.

Among the pupils a maximum of 16 scooters were registered at the Middle School and a maximum of 22 scooters were registered at the Senior School.

With regard to staff 3 cycles were registered at the Middle School and 7 cycles were registered at the Senior School.

Table 4.14: Onsite Cycle and Scooter Parking Demand

Date	Pupils			Staff	
	Scooter Middle	Scooter Senior	Cycle Middle	Cycle Middle	Cycle Senior
01/10/16	12	18	3	2	7
05/10/16	16	15	3	2	6
06/10/16	15	22	3	2	5
07/10/16	12	16	3	2	5
10/10/16	15	18	3	3	5
Maximum	16	22	3	3	7

5. PLANNING POLICY COMPLIANCE

This section identifies how the planning policies have been considered in the development of proposals for the application site.

5.1 Cycle Facilities

Cycle parking provision should be in line with FALP for schools: land use D1, non-residential institutions. It is noted that planning policies are not addressing the increasing demand for scooter parking spaces and how this should be viewed against cycle parking spaces.

Table 5.1: Compliance with London Plan Cycle Parking Policy

Policy Reference	Design Provision
<p>FALP</p> <p><u>Long-stay</u> The policy requires 1 space per 8 staff and 1 space per 8 students for D1 nurseries/schools. The Middle and Senior School caters for 270 pupils and 45 staff which gives a requirement of 34 spaces for pupils and 6 spaces for staff.</p> <p><u>Short-stay</u> 1 space per 100 students. The Middle and Senior School caters for 270 pupils, this gives a requirement of 3 spaces.</p>	<p>The proposed development offers 24 cycle spaces at the Middle School and 10 cycle spaces at the Senior School. This gives a total provision of 34 cycle parking spaces.</p> <p>Additionally a total of 38 scooter parking spaces (22 spaces within the Senior School and 16 spaces within the Middle School) are offered.</p> <p>If the provision of scooter parking, and the degree of interdependency between The Middle and Senior Schools is recognised as a combined contribution, it is considered that the proposed development meets relevant policy requirements.</p>

5.2 Servicing, Delivery and Collection

Table 5.2: Compliance with Camden Policy for Service Vehicles, Coaches and Taxis

Policy Reference	Design Provision
<p>Camden Development Policies No minimum requirement, on-site provision should be on the basis of early negotiation supported by the Transport Assessment.</p>	<p>A bin store of 8m2 with direct access to Crossfield Road is being proposed.</p> <p>It is considered that the design provision meets policy requirements.</p>

5.3 Disabled Parking

Table 5.3: Compliance with London Plan for People with Disabilities

Policy Reference	Design Provision
<p>FALP The policy states in locations with high public transport accessibility, car-free developments should be promoted, while still providing for disabled people.</p>	<p>Crossfield Road offers one parking space for Blue Badge holders. The Middle School offers one onsite disabled parking bay.</p> <p>On this basis, it is considered the policy requirement on disabled parking is met.</p>

<p>Camden Development Policies The policy requires 1 space per disabled employee or, from a threshold of 2,500 sq m, 1 space per 20,000 sqm or part thereof - whichever is the greater for staff/operational.</p> <p>Visitors / students the policy requires, from threshold of 2,500 sqm, 1 space per 500 sqm or part thereof.</p>	
---	--

5.4 Parking for Other Staff

Table 5.4: Compliance with Camden Policy for Other Staff / Operational Parking

Policy Reference	Design Provision
<p>Camden Development Policies For low parking provision areas the policy require maximum of 1 space per 1,500 m².</p>	<p>The Senior School does not include any on-site parking provision</p> <p>Staff numbers will remain unchanged.</p> <p>On this basis, it is considered the policy requirement on parking for other staff is met.</p>

6. TRIP GENERATION

6.1 Person Trips

6.1.1 Existing Trips

Typical school hours are from 08:00 to 17:15. For the purpose of this Transport Statement assessment it is assumed that 100% of pupils and staff arrive at the school during the morning peak and depart in the afternoon peak. This generates approximately 305 person trips in and out of the Middle and Senior Schools during the morning and afternoon peak.

Table 6.1: Middle and Senior Schools Person Trips

Period	Inbound	Outbound	Total
AM Peak	305	0	305
PM Peak	0	305	305

6.1.2 Proposed Trips

The redevelopment and refurbishment of the Hall Senior School will not result in any increase in pupil numbers and school hours will remain unchanged. Therefore trip generation as a result of the proposed development is expected to remain unchanged.

6.1.3 Net Change

There will be no additional trips generated as a result of the development.

6.2 Servicing Trips

Given that the redevelopment and refurbishment will not result in any increase in pupils numbers and operations will remain as today, there will be no change in servicing trips (including deliveries and waste) as a result of the proposed development.

7. CONSIDERATIONS OF TRANSPORT ISSUES

7.1 Highway Issues

7.1.1 Vehicle Trips at Peak Times

There will be no additional impact on the local highway network as a result of the development since the number of pupils and staff will not change.

It is recognised that there is a 15-30 minutes peak period at start and end of the school day where pupils arrive, many of them by car. Crossfield Road does not provide any specific drop off and pick up area other than yellow lines and parents are being discouraged from parking in front of school buildings.

For pupils who travel to school by private car, parents are encouraged not to park on Crossfield Road.

7.1.2 Vehicle Trips at Non Peak Times

The proposed development will be open for limited small scale uses out of school hours for the local community. Since any vehicle trips will take place at non-peak hours it is not considered to give any impact on the highway.

7.1.3 Modal Choice

The Hall School supports 'Walk Once a Week' where they encourage pupils to walk from home to school, or to park away from the school and walk as far as possible once a week. Other travel options encouraged include the school bus, public transport, cycling and walking.

The proposed development will encourage mode shift through the provision of additional cycle parking, scooter parking and staff changing facilities. Changes in travel behaviour will be monitored through the School Travel Plan.

7.2 Cycle Parking

Whilst there will be no increase in the school's roll, the proposals have sought to improve the School's cycle and scooter parking provision.

10 new cycle parking spaces and 22 new scooter parking spaces are proposed at the Senior School. 24 cycle parking spaces are already offered at the Middle School and additionally space for parking of 16 scooters is proposed.

The onsite cycle and scooter parking survey identified a maximum demand of 16 scooters at the Middle Schools and 22 scooters at the Senior School; a total of 38 scooters. 3 pupil cycles were identified at the Middle School and 10 staff cycles were identified across the two schools; a total of 13 cycles.

Recognising the high degree of interdependency between the Middle and Senior Schools, the table below shows that the provision of pupil cycle parking proposed is in line with the FALP policy.

The proposed cycle and scooter parking provision over provides for the current cycle parking demand. The school travel plan data indicates that for pupils, scooters are a more popular transport mode than cycling, and there is greater demand for scooter parking.

Table 7.1: Cycle Parking Policy, Provision and Demand

Topic	Middle School	Senior School	Total
Policy (FALP)	14 pupil cycle spaces 3 staff cycle spaces	20 pupil cycle spaces 3 staff cycle spaces	34 pupil cycle spaces 6 staff cycle spaces
<i>Current Provision</i>	<i>24 shared cycle spaces 0 scooter spaces</i>	<i>0 shared cycle spaces 0 scooter spaces</i>	<i>24 shared cycle spaces 0 scooter spaces</i>
Proposed Provision	24 shared cycle spaces 16 scooter spaces	10 shared cycle spaces 22 scooter spaces	34 shared cycle spaces 38 scooter spaces
Demand	3 pupil cycle spaces 3 staff cycle spaces 16 scooter spaces	0 pupil cycle spaces 7 staff cycle spaces 22 scooter spaces	3 pupil cycle spaces 10 staff cycle spaces 38 scooter spaces
Comments	Policy compliant Over provision with regard demand	Not compliant with policy but over provides for the demand	Meets pupil cycle parking policy Over provides for current total cycle demand Adds scooter provision which meets demand

7.3 Servicing, Delivery and Waste Collection

Requirements for servicing, deliveries and waste collection will remain as today since there will be no change in number of pupils and staff. There will be no additional requirements for servicing, delivery and waste collections as a result of the development.

7.4 Construction Phase Considerations

Details relating to the construction phasing of the proposed development will be dealt with by relevant documents, most notably the Construction Management Plan (CMP). A framework CMP has been prepared as part of the overall planning submission.

The framework CMP presents preliminary considerations relating to construction at the site, taking into account the following:

- Forecast volume of construction traffic;
- Duration of construction; and,
- Expected routeing of construction vehicles.

7.4.1 Construction Traffic Volumes

An estimate of vehicle frequency has been estimated based on volumes of demolition, excavated material, and concrete, steel and other materials for the building and fit out. This indicates the most demanding phase with regard to construction vehicle traffic will take place during the excavation phase where 12 loads per day has been estimated.

Table 7.2: Construction Traffic Volumes

Phase	Duration	Vehicle Frequency
Demolition	8 weeks	9 per day for demolitions
Excavation	8 weeks	12 per day for excavated material
Structure	24 weeks	Mobile crane installation (TBC) 5 per day for concrete / steel

Envelope	16 weeks	Scaffolding (TBC) 2 per day for brick, block, cladding, glass, roof etc.
Fit Out	18 weeks	Mobile crane removal (TBC) 2 per day for internal partitions and stairs

7.4.2 Construction Hours

Given that there are schools in the area deliveries will be restricted to between 9.30am and 3pm on weekdays during term time. This means that construction movements will not take place during network peak hours, but during the inter peak period.

At the northern section of Crossfield Road the average vehicular flow is at approximately 71 two-way movements per hour and at the southern section of Crossfield Road the average vehicular flow is approximately 39 two-way movements per hour.

It is considered that 12 vehicle trips per day, approximately 2 trips per hour, will not cause any capacity problems within Crossfield Road.

7.4.3 Parking

There will be a request for Temporary Traffic Orders (duration longer than 6 months) for the duration of the works, adjacent to the Hall Senior School frontage for the temporary closure of three residential parking spaces on Crossfield Road, east side.

There are 47 resident bays within Crossfield Road. The average morning occupancy is 89%, the average afternoon occupancy is 91%, and an average night time occupancy of 85%. The AM and PM average occupancy indicates the parking is operationally full and this is likely driven by parent parking demand. Night time average occupancy indicates a small amount of spare parking capacity.

Spare capacity has been observed within both Adamson Road and Lancaster Grove.

Table 7.3: Crossfield Road Residential Parking Capacity and Demand

Time	Capacity	Demand	Spare Capacity	Comment
AM	47 -3 = 44 spaces	39-46 spaces	0-5 spaces	At limit
PM	47 -3 = 44 spaces	41-45 spaces	0-3 spaces	At limit
Night	47 -3 = 44 spaces	39-41 spaces	3-5 spaces	Within limit

Therefore there is sufficient spare parking capacity during the peak residential demand period i.e. over-night, to accommodate the temporary suspension of the three residential parking bays outside the Senior School.

7.5 School Travel Plan

Separate to this Transport Statement, a Framework School Travel Plan for The Hall School has been prepared which sets out tangible measures/actions to promote sustainable transport, supported by a defined monitoring framework and an established School Travel Plan working group. It is proposed the Framework School Travel Plan will be converted into a full School Travel Plan 6 months after the re-occupation of the Senior School, post completion.

8. CONCLUSION

This proposal is for the redevelopment and refurbishment of an existing school. No change is proposed to existing access points, and no additional pupils or staff are proposed as a result of the proposed development.

The proposed development is focussed on enhancing the quality of the educational facilities, and will not increase the capacity of the site. The proposed development includes improved cycle parking facilities, together with improved lockers and changing areas.

The Hall School will also actively promote the new facilities and encourage pupils to travel sustainably to school, potentially reducing the number of vehicle trips. On the basis of this Transport Statement, it is considered that the proposed redevelopment will not cause any additional impact to the existing operation of the local transport networks.

It is noted that DP16 addresses schools in the Belsize area where there are existing problems with the school run and that the Council will not grant planning permission for educational facilities that are likely to exacerbate the problem. This Transport Statement has considered the traffic impact of the proposed redevelopment comprising the refurbishment and extension of the Senior School, on the local transport networks and no additional impact has been identified.

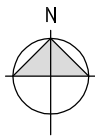
The proposed development is found to be policy compliant including on pupil cycle parking provision (on the basis that scooter parking is considered a suitable alternative positive contribution to achieving sustainable/active school travel objectives). The site will continue to offer good integration with local transport networks, including walk/cycle, bus/train.

Further to, The Hall School is committed to encouraging safe and sustainable travel to school, as reflected by the Framework School Travel Plan which has been prepared in parallel to this Transport Statement. The travel plan sets out a clear action plan supported by a defined travel plan monitoring framework and an established School Travel Plan steering group.

Therefore it is considered that this proposed development is sufficiently in accordance with relevant Policies and Plans, that no additional impact on local transport networks is expected, and that the proposed development should be supported from a transport and highways perspective.

**APPENDIX 1
SITE LOCATION**

[Text]



KEY:



Site Boundary



Land owned by client

Rev.	Date	Details	Drawn	Checked
Issued for:				

PLANNING

Project/Client: The Hall Senior School Hampstead London	Project No: IALN14-0046
Dwg No: P10-00-00	Rev: 0
Drawing: Location Plan	Scale: 1:1250 @A4
Drawn By: CB	Date: 04.11.16
Checked By: KS	Date: 04.11.16

NORR

Tennyson House, 159-165 Gt. Portland Street, London, W1W 5PA
T: +44 (0)20 7580 0400
www.norr.com

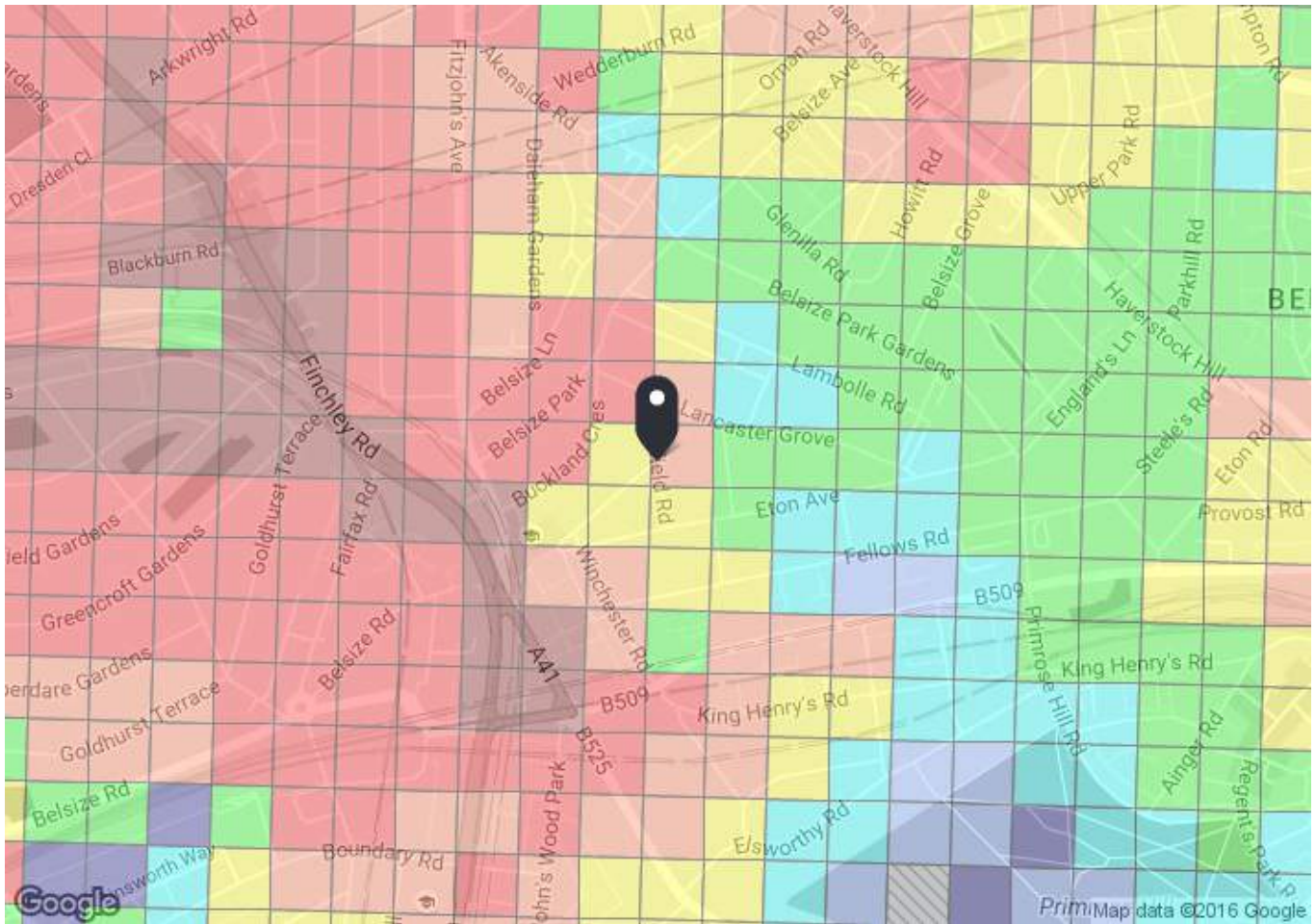
Contractors must work only to figured dimensions which are to be checked on site.
© NORR CONSULTANTS LIMITED, An Ingenium International Company

APPENDIX 2
PROPOSED DEVELOPMENT

[Text]

APPENDIX 3
PUBLIC TRANSPORT ACCESSIBILITY

[Text]



PTAL output for 2021 (Forecast)
5

The Hall Senior School
 The Hall Senior School, 23 Crossfield Rd, London NW3 4NU, UK

Easting: 526907, Northing: 184527

Grid Cell: 101439

Report generated: 11/11/2016

This information is produced using forecasting tools and is subject to uncertainty

Calculation Parameters

Day of Week	M-F
Time Period	AM Peak
Walk Speed	4.8 kph
Bus Node Max. Walk Access Time (mins)	8
Bus Reliability Factor	2.0
LU Station Max. Walk Access Time (mins)	12
LU Reliability Factor	0.75
National Rail Station Max. Walk Access Time (mins)	12
National Rail Reliability Factor	0.75

Map key - PTAL

0 (Worst)	1a
1b	2
3	4
5	6a
6b (Best)	

Map layers

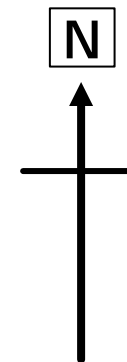
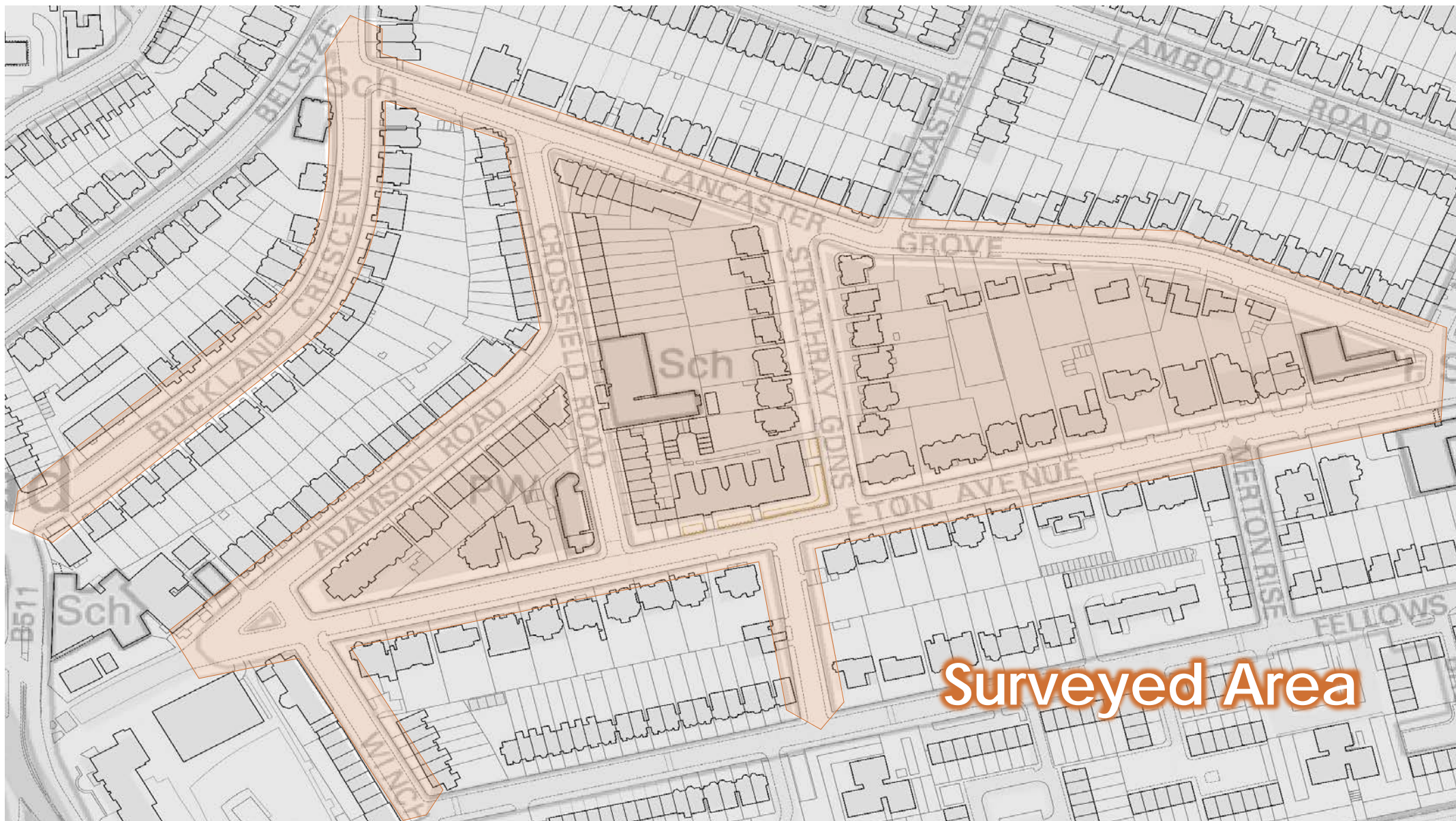
- PTAL (cell size: 100m)

Calculation data

Mode	Stop	Route	Distance (metres)	Frequency(vph)	Walk Time (mins)	SWT (mins)	TAT (mins)	EDF	Weight	AI
Bus	SWSS COTTAGE STN S/B	C11	512.81	7.76	6.41	5.86	12.27	2.44	0.5	1.22
Bus	SWSS COTTAGE STN S/B	113	512.81	7.24	6.41	6.14	12.55	2.39	0.5	1.2
Bus	SWSS COTTAGE STN S/B	82	512.81	9.06	6.41	5.31	11.72	2.56	0.5	1.28
Bus	SWSS COTTAGE STN S/B	13	512.81	8.28	6.41	5.62	12.03	2.49	0.5	1.25
Bus	SWSS COTTAGE STN S/B	31	512.81	10.35	6.41	4.9	11.31	2.65	1	2.65
Bus	SWSS COTTAGE STN S/B	187	512.81	5.69	6.41	7.27	13.68	2.19	0.5	1.1
Bus	BELSIZE PK BELSIZE SQ	268	344.69	5.18	4.31	7.8	12.11	2.48	0.5	1.24
Bus	SWSS COTTAGE COLLEGE CR	46	485.77	6.21	6.07	6.83	12.9	2.33	0.5	1.16
LUL	Finchley Road	'AMRSHM-ALDGT F'	963.74	2	11.92	15.75	27.67	1.08	0.5	0.54
LUL	Finchley Road	'AMRSHM-ALDGT SF'	963.74	2	11.92	15.75	27.67	1.08	0.5	0.54
LUL	Finchley Road	'ALDGT-AMRSHM S'	963.74	4	11.92	8.25	20.17	1.49	0.5	0.74
LUL	Finchley Road	'CHSHM-ALDGT F'	963.74	2	11.92	15.75	27.67	1.08	0.5	0.54
LUL	Finchley Road	'ALDGT-CHSHM S'	963.74	2	11.92	15.75	27.67	1.08	0.5	0.54
LUL	Finchley Road	'UXBRDG-ALDGT SF'	963.74	2	11.92	15.75	27.67	1.08	0.5	0.54
LUL	Finchley Road	'ALDGT-UXBRDG S'	963.74	6	11.92	5.75	17.67	1.7	0.5	0.85
LUL	Finchley Road	'BKRST-UXBRDG S'	963.74	6	11.92	5.75	17.67	1.7	0.5	0.85
LUL	Finchley Road	'UXBRDG-BKRST SF'	963.74	2	11.92	15.75	27.67	1.08	0.5	0.54
LUL	Finchley Road	'BKRST-CRXLY S'	963.74	4	11.92	8.25	20.17	1.49	0.5	0.74
LUL	Finchley Road	'WATFDJ-ALDGT S'	963.74	4	11.92	8.25	20.17	1.49	0.5	0.74
LUL	Finchley Road	'WATFDJ-BKRST SF'	963.74	2	11.92	15.75	27.67	1.08	0.5	0.54
LUL	Finchley Road	'BKRST-WATFDJ S'	963.74	2	11.92	15.75	27.67	1.08	0.5	0.54
LUL	Swiss Cottage	'WembleyPark-Stratfo'	775.55	7	9.69	5.04	14.73	2.04	0.5	1.02
LUL	Swiss Cottage	'Stratford-Willesden'	775.55	7.63	9.69	4.68	14.38	2.09	0.5	1.04
LUL	Swiss Cottage	'Stanmore-Stratford'	775.55	20.34	9.69	2.22	11.92	2.52	1	2.52
Total Grid Cell AI:										23.91

APPENDIX 4
CLASSIFIED COUNTS AND PARKING BEAT SURVEY

[Text]



Surveyed Area

	Site / Location:	Crossfield Road	Project No:	6755	Drawing No:	6755-01	Drawn By:	MB
	Survey Dates:	12-13 October 2016	Project Name:	Crossfield Belsize				
	Survey Times:	00:30-5:30, 6:00-10:00, 14:30-19:00	Drawing Title:	Parking Survey				

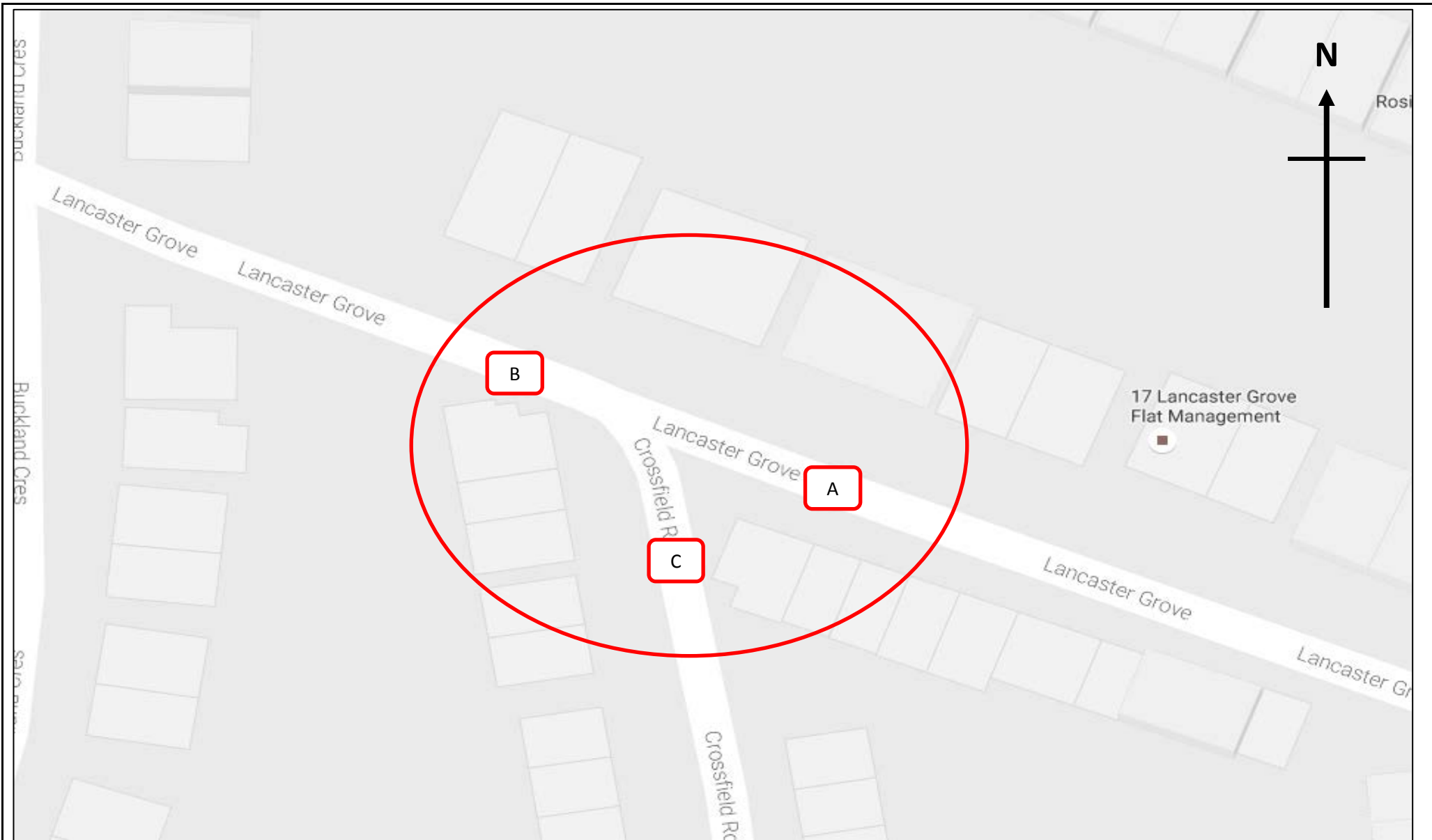



Date: 12/10/2016
13/10/2016

Regular horizontal bay = 5m Vertical Bay = 2.5m

Motorcycle bay = 0.6m

Street	Adamson Rd		Buckland Cr		Crossfield Rd		Eton Av		Kings College R		Lambolle Pl		Lancaster Gv		Strathray Gd		Winchester Rd		All Streets	
Restriction	Length	Space	Length	Space	Length	Space	Length	Space	Length	Space	Length	Space	Length	Space	Length	Space	Length	Space	Length	Space
Ambulance	-	-	-	-	-	-	-	-	-	-	-	-	-	-	-	-	5.9	1	5.9	1
Bus Stop	-	-	30.7	4	-	-	-	-	-	-	-	-	-	-	-	-	-	-	30.7	4
Car Club	-	-	-	-	-	-	-	-	-	-	10	2	-	-	-	-	-	-	10	2
Coach	-	-	10	2	9.9	1	-	-	-	-	-	-	-	-	9.9	1	-	-	29.8	4
Disabled Bay	4.8	-	13.4	2	6.7	1	30.1	5	-	-	-	-	-	-	-	-	-	-	55	8
Double Yellow	39.7	6	76.5	8	41.9	6	71.5	11	-	-	9.7	1	49.6	2	14	2	8.6	1	312	37
Dropped Kerb	15.7	2	113	10	43.4	5	156	21	24.1	3	-	-	186	25	109	13	6.1	1	653	80
Keep Clear	-	-	-	-	-	-	-	-	-	-	-	-	2.9	-	10	1	-	-	12.9	1
Loading Bay	-	-	-	-	-	-	-	-	-	-	-	-	-	-	-	-	9.2	1	9.2	1
Motorcycle Bay	3.8	6	-	-	-	-	-	-	5.3	8	-	-	2.9	4	-	-	-	-	12	18
Pay by Phone Bay	19.4	3	-	-	-	-	35.3	6	-	-	-	-	-	-	-	-	52.6	10	107	19
Pedestrian Crossing	-	-	10.1	1	-	-	4.9	-	-	-	-	-	-	-	-	-	-	-	15	1
Permit Holders Only	-	-	6.2	1	-	-	-	-	-	-	-	-	6.6	1	-	-	-	-	12.8	2
Resident Bay	331	65	231	43	247	47	687	121	130	23	-	-	685	122	138	21	99	18	2547	460
Single Yellow	7	-	32.6	2	72.3	9	88.6	10	30.5	4	-	-	28.8	2	13.9	1	49.2	8	323	36
White Line	-	-	-	-	-	-	-	-	-	-	-	-	-	-	-	-	7.5	1	7.5	1
Zig-Zag	-	-	88.1	15	-	-	-	-	-	-	-	-	-	-	-	-	6.1	1	94.2	16
Unrestricted	-	-	9.6	1	-	-	-	-	-	-	-	-	-	-	-	-	-	-	9.6	1
Total	421	82	611	88	421	69	1073	174	190	38	19.7	3	962	156	295	39	244	42	4236	691



	Site / Location:	Site A, Crossfield Road / Lancaster Grove	Project No:	6755	Drawing No:	6755-01	Drawn By:	SR
	Survey Date:	Tuesday 4th October 2016	Project Name:		Crossfield Road, Belsize			
	Survey Times:	07:00 to 19:00	Drawing Title:		Site Layout and Observed Movements			



SITE: A

DATE: 04/10/2016

LOCATION: Crossfield Road / Lancaster Grove

DAY: Tuesday

TIME	A to C								TOT	PCU's	A to B								TOT	PCU's
	CAR	LGV	OGV1	OGV2	PSV	MCL	PCL	CAR			LGV	OGV1	OGV2	PSV	MCL	PCL				
07:00	0	0	0	0	0	0	0	0	0	0	2	0	0	0	0	0	0	2	2	
07:15	0	0	0	0	0	0	0	0	0	0	3	0	0	0	0	1	2	6	3.8	
07:30	0	0	0	0	0	0	0	0	0	0	11	0	0	0	0	0	1	12	11.2	
07:45	7	0	0	0	0	0	0	0	7	7	3	0	0	0	0	0	0	3	3	
H/TOT	7	0	0	0	0	0	0	0	7	7	19	0	0	0	0	1	3	23	20	
08:00	7	0	0	0	0	1	0	8	7.4	12	1	1	0	0	0	1	15	14.7		
08:15	2	1	1	0	0	1	0	5	4.9	15	0	1	0	0	0	0	16	16.5		
08:30	2	0	0	0	0	0	1	3	2.2	16	1	0	0	1	0	0	18	19		
08:45	0	0	0	0	0	0	0	0	0	7	1	1	0	0	0	0	9	9.5		
H/TOT	11	1	1	0	0	2	1	16	14.5	50	3	3	0	1	0	1	58	59.7		
09:00	1	0	0	0	0	0	0	1	1	7	1	0	0	0	0	0	8	8		
09:15	1	0	1	0	0	0	0	2	2.5	5	3	0	0	0	1	0	9	8.4		
09:30	1	0	0	0	0	0	0	1	1	4	1	1	0	0	0	2	8	6.9		
09:45	0	0	0	0	0	0	0	0	0	4	0	1	0	0	0	0	5	5.5		
H/TOT	3	0	1	0	0	0	0	4	4.5	20	5	2	0	0	1	2	30	28.8		
10:00	1	0	0	0	0	0	1	2	1.2	1	0	1	0	0	1	0	3	2.9		
10:15	0	0	0	0	0	0	0	0	0	6	2	0	0	0	0	1	9	8.2		
10:30	0	0	0	0	0	0	1	1	0.2	7	1	0	0	0	0	0	8	8		
10:45	1	2	0	0	0	0	0	3	3	4	1	1	0	0	0	0	6	6.5		
H/TOT	2	2	0	0	0	0	2	6	4.4	18	4	2	0	0	1	1	26	25.6		
11:00	1	0	0	0	0	0	0	1	1	2	0	1	0	0	1	0	4	3.9		
11:15	2	0	0	0	0	0	0	2	2	3	1	0	0	0	0	1	5	4.2		
11:30	1	0	0	0	0	0	0	1	1	5	2	0	0	0	1	0	8	7.4		
11:45	0	0	0	0	0	0	0	0	0	4	1	0	0	0	0	1	6	5.2		
H/TOT	4	0	0	0	0	0	0	4	4	14	4	1	0	0	2	2	23	20.7		
12:00	1	0	0	0	0	0	0	1	1	4	0	0	0	0	0	0	4	4		
12:15	1	0	0	0	0	0	0	1	1	5	0	1	0	0	0	0	6	6.5		
12:30	2	0	0	0	0	1	0	3	2.4	3	0	1	0	0	0	1	5	4.7		
12:45	1	0	0	0	0	0	0	1	1	11	1	0	0	0	0	0	12	12		
H/TOT	5	0	0	0	0	1	0	6	5.4	23	1	2	0	0	0	1	27	27.2		
13:00	1	0	0	0	0	0	0	1	1	7	1	0	0	0	1	0	9	8.4		
13:15	0	1	0	0	0	0	0	1	1	4	1	0	0	0	1	0	6	5.4		
13:30	0	0	0	0	0	0	0	0	0	5	0	1	0	0	0	0	6	6.5		
13:45	1	0	0	0	0	0	0	1	1	7	3	1	0	0	1	0	12	11.9		
H/TOT	2	1	0	0	0	0	0	3	3	23	5	2	0	0	3	0	33	32.2		
14:00	1	1	0	0	0	0	0	2	2	4	1	0	0	0	0	0	5	5		
14:15	2	0	0	0	0	0	0	2	2	1	1	1	0	0	0	0	3	3.5		
14:30	0	0	0	0	0	0	0	0	0	3	1	0	0	0	0	1	5	4.2		
14:45	2	0	0	0	0	0	0	2	2	5	0	0	0	0	0	1	6	5.2		
H/TOT	5	1	0	0	0	0	0	6	6	13	3	1	0	0	0	2	19	17.9		
15:00	2	0	0	0	0	0	0	2	2	7	0	2	0	0	0	0	9	10		
15:15	1	0	0	0	0	1	0	2	1.4	4	1	0	0	0	2	0	7	5.8		
15:30	3	0	0	0	0	2	0	5	3.8	8	1	0	0	0	0	1	10	9.2		
15:45	4	0	0	0	0	0	0	4	4	7	3	0	0	0	0	0	10	10		
H/TOT	10	0	0	0	0	3	0	13	11.2	26	5	2	0	0	2	1	36	35		
16:00	9	0	0	0	0	0	0	9	9	22	2	0	0	0	1	1	26	24.6		
16:15	0	0	0	0	0	0	0	0	0	14	4	0	0	0	0	2	20	18.4		
16:30	1	0	1	0	0	0	0	2	2.5	8	2	1	0	0	0	1	12	11.7		
16:45	2	0	0	0	0	0	0	2	2	7	3	0	0	0	0	0	10	10		
H/TOT	12	0	1	0	0	0	0	13	13.5	51	11	1	0	0	1	4	68	64.7		
17:00	2	0	0	0	0	0	0	2	2	7	1	0	0	0	0	0	8	8		
17:15	0	0	0	0	0	0	0	0	0	4	0	0	0	1	1	0	6	6.4		
17:30	0	0	0	0	0	0	0	0	0	8	2	1	0	0	0	0	11	11.5		
17:45	0	0	1	0	0	0	0	1	1.5	7	0	0	0	0	1	0	8	7.4		
H/TOT	2	0	1	0	0	0	0	3	3.5	26	3	1	0	1	2	0	33	33.3		
18:00	0	0	0	0	0	0	0	0	0	5	0	0	0	0	0	2	7	5.4		
18:15	0	1	0	0	0	0	0	1	1	8	1	1	0	0	0	0	10	10.5		
18:30	1	0	0	0	0	0	0	1	1	4	0	0	0	0	0	2	6	4.4		
18:45	0	0	0	0	0	0	0	0	0	4	1	0	0	0	0	3	8	5.6		
H/TOT	1	1	0	0	0	0	0	2	2	21	2	1	0	0	0	7	31	25.9		
P/TOT	64	6	4	0	0	6	3	83	79	304	46	18	0	2	13	24	407	391		



SITE: A

DATE: 04/10/2016

LOCATION: Crossfield Road / Lancaster Grove

DAY: Tuesday

TIME	A to A							TOT	PCU's
	CAR	LGV	OGV1	OGV2	PSV	MCL	PCL		
07:00	0	0	0	0	0	0	0	0	0
07:15	0	0	0	0	0	0	0	0	0
07:30	0	0	0	0	0	0	0	0	0
07:45	0	0	0	0	0	0	0	0	0
H/TOT	0	0	0	0	0	0	0	0	0
08:00	0	0	0	0	0	0	0	0	0
08:15	1	0	0	0	0	0	0	1	1
08:30	0	0	0	0	0	0	0	0	0
08:45	0	0	0	0	0	0	0	0	0
H/TOT	1	0	0	0	0	0	0	1	1
09:00	0	0	0	0	0	0	0	0	0
09:15	0	0	0	0	0	0	0	0	0
09:30	0	0	0	0	0	0	0	0	0
09:45	0	0	0	0	0	0	0	0	0
H/TOT	0	0	0	0	0	0	0	0	0
10:00	0	0	0	0	0	0	0	0	0
10:15	0	0	0	0	0	0	0	0	0
10:30	0	0	0	0	0	0	0	0	0
10:45	0	0	0	0	0	0	0	0	0
H/TOT	0	0	0	0	0	0	0	0	0
11:00	0	0	0	0	0	0	0	0	0
11:15	0	0	0	0	0	0	0	0	0
11:30	0	0	0	0	0	0	0	0	0
11:45	0	0	0	0	0	0	0	0	0
H/TOT	0	0	0	0	0	0	0	0	0
12:00	0	0	0	0	0	0	0	0	0
12:15	0	0	0	0	0	0	0	0	0
12:30	0	0	0	0	0	0	0	0	0
12:45	0	0	0	0	0	0	0	0	0
H/TOT	0	0	0	0	0	0	0	0	0
13:00	0	0	0	0	0	0	0	0	0
13:15	0	0	0	0	0	0	0	0	0
13:30	0	0	0	0	0	0	0	0	0
13:45	0	0	0	0	0	0	0	0	0
H/TOT	0	0	0	0	0	0	0	0	0
14:00	0	0	0	0	0	0	0	0	0
14:15	0	0	0	0	0	0	0	0	0
14:30	0	0	0	0	0	0	0	0	0
14:45	0	0	0	0	0	0	0	0	0
H/TOT	0	0	0	0	0	0	0	0	0
15:00	0	0	0	0	0	0	0	0	0
15:15	0	0	0	0	0	0	0	0	0
15:30	0	0	0	0	0	0	0	0	0
15:45	1	0	0	0	0	0	0	1	1
H/TOT	1	0	0	0	0	0	0	1	1
16:00	0	0	0	0	0	0	0	0	0
16:15	0	0	1	0	0	0	0	1	1.5
16:30	0	0	0	0	0	0	0	0	0
16:45	0	0	0	0	0	0	0	0	0
H/TOT	0	0	1	0	0	0	0	1	1.5
17:00	0	0	0	0	0	0	0	0	0
17:15	0	0	0	0	0	0	0	0	0
17:30	0	0	0	0	0	0	0	0	0
17:45	0	0	0	0	0	0	0	0	0
H/TOT	0	0	0	0	0	0	0	0	0
18:00	0	0	0	0	0	0	0	0	0
18:15	0	0	0	0	0	0	0	0	0
18:30	0	0	0	0	0	0	0	0	0
18:45	0	0	0	0	0	0	0	0	0
P/TOT	0	0	0	0	0	0	0	0	0
P/TOT	2	0	1	0	0	0	0	3	3.5



SITE: A

DATE: 04/10/2016

LOCATION: Crossfield Road / Lancaster Grove

DAY: Tuesday

TIME	B to A								TOT	PCU's	B to C								TOT	PCU's
	CAR	LGV	OGV1	OGV2	PSV	MCL	PCL	CAR			LGV	OGV1	OGV2	PSV	MCL	PCL				
07:00	2	0	0	0	0	0	0	2	2	4	1	0	0	0	0	1	6	5.2		
07:15	3	0	0	0	1	0	0	4	5	6	4	0	0	0	0	0	10	10		
07:30	4	2	1	0	0	0	0	7	7.5	12	2	0	0	0	0	2	16	14.4		
07:45	5	0	2	0	0	0	4	11	8.8	25	1	0	0	0	1	2	29	26.8		
H/TOT	14	2	3	0	1	0	4	24	23.3	47	8	0	0	0	1	5	61	56.4		
08:00	15	0	1	0	0	0	1	17	16.7	30	2	0	0	0	0	3	35	32.6		
08:15	9	1	0	0	0	0	4	14	10.8	14	1	1	0	0	0	4	20	17.3		
08:30	11	0	0	0	0	1	4	16	12.2	9	1	0	0	0	0	3	13	10.6		
08:45	6	2	0	0	0	0	1	9	8.2	5	4	0	0	0	3	1	13	10.4		
H/TOT	41	3	1	0	0	1	10	56	47.9	58	8	1	0	0	3	11	81	70.9		
09:00	7	1	0	0	0	1	3	12	9	7	2	0	0	0	0	2	11	9.4		
09:15	9	0	0	0	0	0	0	9	9	7	3	1	0	0	0	1	12	11.7		
09:30	7	1	0	0	0	0	0	8	8	6	3	1	0	0	0	3	13	11.1		
09:45	7	3	1	0	0	0	1	12	11.7	9	1	1	0	0	1	1	13	12.1		
H/TOT	30	5	1	0	0	1	4	41	37.7	29	9	3	0	0	1	7	49	44.3		
10:00	4	1	0	0	0	0	2	7	5.4	7	3	2	0	1	1	2	16	15.8		
10:15	11	2	0	0	0	1	0	14	13.4	3	3	0	0	0	1	0	7	6.4		
10:30	8	2	1	0	0	1	1	13	12.1	1	2	0	0	0	1	2	6	3.8		
10:45	8	0	0	0	0	1	1	10	8.6	5	1	0	0	0	0	0	6	6		
H/TOT	31	5	1	0	0	3	4	44	39.5	16	9	2	0	1	3	4	35	32		
11:00	4	3	0	0	0	0	0	7	7	8	1	1	0	0	0	0	10	10.5		
11:15	5	0	0	0	0	1	0	6	5.4	4	1	1	0	0	1	0	7	6.9		
11:30	5	1	0	1	0	2	0	9	9.1	4	0	0	0	0	1	1	6	4.6		
11:45	9	1	1	0	0	1	0	12	11.9	9	0	1	0	0	0	0	10	10.5		
H/TOT	23	5	1	1	0	4	0	34	33.4	25	2	3	0	0	2	1	33	32.5		
12:00	6	2	0	0	0	1	0	9	8.4	8	0	0	0	0	0	1	9	8.2		
12:15	10	1	0	0	0	0	1	12	11.2	7	2	1	0	0	0	0	10	10.5		
12:30	9	1	0	0	0	1	1	12	10.6	5	1	1	0	0	0	0	7	7.5		
12:45	7	1	0	0	0	1	1	10	8.6	2	0	0	0	0	0	0	2	2		
H/TOT	32	5	0	0	0	3	3	43	38.8	22	3	2	0	0	0	1	28	28.2		
13:00	5	1	0	0	0	1	1	8	6.6	0	1	3	0	0	2	0	6	6.3		
13:15	6	3	1	0	0	0	0	10	10.5	2	1	0	0	0	0	1	4	3.2		
13:30	6	0	1	0	0	0	0	7	7.5	3	0	0	0	0	1	0	4	3.4		
13:45	6	1	1	0	0	1	0	9	8.9	6	1	0	0	0	0	0	7	7		
H/TOT	23	5	3	0	0	2	1	34	33.5	11	3	3	0	0	3	1	21	19.9		
14:00	10	3	0	0	0	0	0	13	13	4	0	0	0	0	0	1	5	4.2		
14:15	9	0	0	0	0	0	1	10	9.2	4	0	0	0	0	1	0	5	4.4		
14:30	9	0	0	0	0	0	0	9	9	3	2	1	0	0	2	2	10	7.7		
14:45	10	0	0	0	0	1	0	11	10.4	4	2	0	0	0	0	2	8	6.4		
H/TOT	38	3	0	0	0	1	1	43	41.6	15	4	1	0	0	3	5	28	22.7		
15:00	8	5	0	0	0	0	1	14	13.2	10	2	0	0	0	0	0	12	12		
15:15	12	2	1	0	0	1	0	16	15.9	6	0	1	0	0	0	1	8	7.7		
15:30	16	0	0	0	0	1	1	18	16.6	7	0	0	0	0	0	0	7	7		
15:45	9	1	0	0	0	1	1	12	10.6	16	1	0	0	0	0	0	17	17		
H/TOT	45	8	1	0	0	3	3	60	56.3	39	3	1	0	0	0	1	44	43.7		
16:00	12	2	0	0	0	0	1	15	14.2	16	0	0	0	0	0	0	16	16		
16:15	9	1	1	0	0	1	1	13	12.1	9	1	0	0	0	1	4	15	11.2		
16:30	10	2	0	0	0	1	0	13	12.4	9	0	0	0	0	2	1	12	10		
16:45	12	2	0	0	0	2	0	16	14.8	14	0	0	0	0	0	2	16	14.4		
H/TOT	43	7	1	0	0	4	2	57	53.5	48	1	0	0	0	3	7	59	51.6		
17:00	8	0	0	0	0	0	2	10	8.4	3	0	0	0	0	1	1	5	3.6		
17:15	3	1	0	0	0	0	0	4	4	12	0	1	0	0	0	2	15	13.9		
17:30	9	0	2	0	0	0	0	11	12	3	2	0	0	0	0	1	6	5.2		
17:45	17	0	0	0	0	0	0	17	17	11	0	0	0	0	2	0	13	11.8		
H/TOT	37	1	2	0	0	0	2	42	41.4	29	2	1	0	0	3	4	39	34.5		
18:00	8	0	2	0	0	0	0	10	11	7	0	0	0	0	1	0	8	7.4		
18:15	6	1	0	0	0	0	2	9	7.4	9	0	0	0	0	0	1	10	9.2		
18:30	14	0	1	0	0	0	3	18	16.1	9	0	1	0	0	0	0	10	10.5		
18:45	9	1	1	0	0	1	0	12	11.9	10	1	1	0	0	0	0	12	12.5		
P/TOT	37	2	4	0	0	1	5	49	46.4	35	1	2	0	0	1	1	40	39.6		
P/TOT	394	51	18	1	1	23	39	527	493.3	374	53	19	0	1	23	48	518	476.3		



SITE: A

DATE: 04/10/2016

LOCATION: Crossfield Road / Lancaster Grove

DAY: Tuesday

TIME	B to B							TOT	PCU's
	CAR	LGV	OGV1	OGV2	PSV	MCL	PCL		
07:00	0	0	0	0	0	0	0	0	0
07:15	1	1	0	0	0	0	0	2	2
07:30	1	0	0	0	0	0	0	1	1
07:45	0	0	0	0	0	0	0	0	0
H/TOT	2	1	0	0	0	0	0	3	3
08:00	1	0	0	0	0	0	0	1	1
08:15	0	0	0	0	0	0	0	0	0
08:30	0	0	0	0	0	0	0	0	0
08:45	0	0	0	0	0	0	0	0	0
H/TOT	1	0	0	0	0	0	0	1	1
09:00	0	0	0	0	0	0	0	0	0
09:15	0	0	0	0	0	0	0	0	0
09:30	0	0	0	0	0	0	0	0	0
09:45	0	0	0	0	0	0	0	0	0
H/TOT	0	0	0	0	0	0	0	0	0
10:00	0	0	0	0	0	0	0	0	0
10:15	0	0	0	0	0	0	0	0	0
10:30	0	0	0	0	0	0	0	0	0
10:45	0	0	0	0	0	0	0	0	0
H/TOT	0	0	0	0	0	0	0	0	0
11:00	0	1	0	0	0	0	0	1	1
11:15	0	0	0	0	0	0	0	0	0
11:30	1	0	0	0	0	0	0	1	1
11:45	0	0	0	0	0	0	0	0	0
H/TOT	1	1	0	0	0	0	0	2	2
12:00	0	0	0	0	0	0	0	0	0
12:15	0	0	0	0	0	0	0	0	0
12:30	0	0	0	0	0	0	0	0	0
12:45	0	0	0	0	0	0	0	0	0
H/TOT	0	0	0	0	0	0	0	0	0
13:00	0	0	0	0	0	0	0	0	0
13:15	0	0	0	0	0	0	0	0	0
13:30	0	2	0	0	0	0	0	2	2
13:45	0	0	0	0	0	0	0	0	0
H/TOT	0	2	0	0	0	0	0	2	2
14:00	1	0	0	0	0	0	0	1	1
14:15	2	0	0	0	0	0	0	2	2
14:30	0	0	0	0	0	0	0	0	0
14:45	0	0	0	0	0	0	0	0	0
H/TOT	3	0	0	0	0	0	0	3	3
15:00	0	0	0	0	0	0	0	0	0
15:15	0	1	0	0	0	0	0	1	1
15:30	0	1	0	0	0	0	0	1	1
15:45	0	0	0	0	0	0	0	0	0
H/TOT	0	2	0	0	0	0	0	2	2
16:00	0	0	0	0	0	0	0	0	0
16:15	0	0	0	0	0	0	0	0	0
16:30	0	0	0	0	0	0	0	0	0
16:45	0	0	0	0	0	0	0	0	0
H/TOT	0	0	0	0	0	0	0	0	0
17:00	0	0	0	0	0	0	0	0	0
17:15	0	0	0	0	0	0	0	0	0
17:30	1	0	0	0	0	0	0	1	1
17:45	0	0	0	0	0	0	0	0	0
H/TOT	1	0	0	0	0	0	0	1	1
18:00	0	0	0	0	0	0	0	0	0
18:15	0	0	0	0	0	0	0	0	0
18:30	0	0	0	0	0	0	0	0	0
18:45	0	0	0	0	0	0	0	0	0
P/TOT	0	0	0	0	0	0	0	0	0
P/TOT	8	6	0	0	0	0	0	14	14



SITE: A

DATE: 04/10/2016

LOCATION: Crossfield Road / Lancaster Grove

DAY: Tuesday

TIME	C to B								TOT	PCU's	C to A								TOT	PCU's
	CAR	LGV	OGV1	OGV2	PSV	MCL	PCL	CAR			LGV	OGV1	OGV2	PSV	MCL	PCL				
07:00	3	0	0	0	0	0	0	3	3	0	0	0	0	0	0	1	1	0.2		
07:15	1	0	0	0	0	0	0	1	1	0	0	0	0	0	0	0	0	0		
07:30	3	0	0	0	0	0	0	3	3	1	1	0	0	0	0	0	2	2		
07:45	9	0	0	0	0	0	2	11	9.4	0	0	0	0	0	0	0	0	0		
H/TOT	16	0	0	0	0	0	2	18	16.4	1	1	0	0	0	0	1	3	2.2		
08:00	8	1	1	0	0	0	1	11	10.7	4	0	0	0	0	0	0	4	4		
08:15	15	1	0	0	0	0	2	18	16.4	5	0	0	0	0	0	0	5	5		
08:30	7	1	2	0	0	2	5	17	12.8	1	2	1	0	0	0	0	4	4.5		
08:45	1	2	0	0	0	0	3	6	3.6	0	0	0	0	0	0	0	0	0		
H/TOT	31	5	3	0	0	2	11	52	43.5	10	2	1	0	0	0	0	13	13.5		
09:00	1	0	0	0	1	1	0	3	3.4	0	0	0	0	0	0	0	0	0		
09:15	4	0	0	0	0	0	0	4	4	1	0	1	0	0	0	0	2	2.5		
09:30	3	0	0	0	0	0	1	4	3.2	3	1	0	0	0	0	1	5	4.2		
09:45	9	2	1	0	0	0	0	12	12.5	3	0	0	0	0	0	0	3	3		
H/TOT	17	2	1	0	1	1	1	23	23.1	7	1	1	0	0	0	1	10	9.7		
10:00	3	0	0	0	0	0	0	3	3	0	0	0	0	0	0	0	0	0		
10:15	4	2	1	0	0	1	1	9	8.1	0	1	0	0	0	0	0	1	1		
10:30	3	1	0	0	0	0	0	4	4	2	2	0	0	0	0	0	4	4		
10:45	5	1	1	0	0	0	0	7	7.5	0	0	0	0	0	0	0	0	0		
H/TOT	15	4	2	0	0	1	1	23	22.6	2	3	0	0	0	0	0	5	5		
11:00	3	0	1	0	0	1	0	5	4.9	0	0	0	0	0	0	0	0	0		
11:15	5	1	1	0	0	1	0	8	7.9	1	0	0	0	0	0	0	1	1		
11:30	3	0	0	0	0	1	1	5	3.6	3	0	0	0	0	0	0	3	3		
11:45	2	1	1	0	0	2	1	7	5.5	1	0	0	0	0	0	1	2	1.2		
H/TOT	13	2	3	0	0	5	2	25	21.9	5	0	0	0	0	0	1	6	5.2		
12:00	9	3	2	0	0	0	0	14	15	2	0	0	0	0	0	0	2	2		
12:15	2	1	0	0	0	0	0	3	3	0	0	0	0	0	0	0	0	0		
12:30	9	1	1	0	0	0	0	11	11.5	1	0	0	0	0	0	0	1	1		
12:45	9	1	0	0	0	0	1	11	10.2	0	1	0	0	0	0	0	1	1		
H/TOT	29	6	3	0	0	0	1	39	39.7	3	1	0	0	0	0	0	4	4		
13:00	6	0	0	0	0	1	1	8	6.6	0	0	0	0	0	0	0	0	0		
13:15	6	0	0	0	0	0	0	6	6	2	0	0	0	0	0	0	2	2		
13:30	6	1	1	0	0	1	2	11	9.3	1	1	0	0	0	0	0	2	2		
13:45	5	2	0	0	0	0	0	7	7	0	0	0	0	0	0	0	0	0		
H/TOT	23	3	1	0	0	2	3	32	28.9	3	1	0	0	0	0	0	4	4		
14:00	3	1	0	0	0	2	1	7	5	2	0	0	0	0	0	0	2	2		
14:15	0	3	0	0	0	0	1	4	3.2	0	1	0	0	0	0	0	1	1		
14:30	9	0	0	0	0	0	3	12	9.6	1	1	0	0	0	0	0	2	2		
14:45	3	1	0	0	0	0	2	6	4.4	0	0	0	0	0	0	0	0	0		
H/TOT	15	5	0	0	0	2	7	29	22.2	3	2	0	0	0	0	0	5	5		
15:00	3	1	0	0	0	2	0	6	4.8	1	0	0	0	0	0	0	1	1		
15:15	8	2	1	0	0	1	0	12	11.9	1	0	0	0	0	0	0	1	1		
15:30	9	2	0	0	0	1	0	12	11.4	1	0	0	0	0	0	0	1	1		
15:45	17	3	0	0	0	0	0	20	20	0	0	0	0	0	0	0	0	0		
H/TOT	37	8	1	0	0	4	0	50	48.1	3	0	0	0	0	0	0	3	3		
16:00	14	1	0	0	0	0	1	16	15.2	2	1	0	0	0	0	0	3	3		
16:15	9	8	0	0	0	0	2	19	17.4	2	0	0	0	0	0	0	2	2		
16:30	7	0	0	0	0	0	3	10	7.6	0	0	0	0	0	0	0	0	0		
16:45	10	0	0	0	0	2	3	15	11.4	1	0	1	0	0	0	1	3	2.7		
H/TOT	40	9	0	0	0	2	9	60	51.6	5	1	1	0	0	0	1	8	7.7		
17:00	8	1	0	0	0	3	2	14	10.6	3	0	0	0	0	0	0	3	3		
17:15	7	1	0	0	0	2	5	15	9.8	2	0	0	0	0	0	0	2	2		
17:30	12	0	0	0	0	0	2	14	12.4	3	0	0	0	0	0	0	3	3		
17:45	11	0	0	0	0	0	1	12	11.2	1	0	0	0	0	0	0	1	1		
H/TOT	38	2	0	0	0	5	10	55	44	9	0	0	0	0	0	0	9	9		
18:00	13	0	0	0	0	1	0	14	13.4	1	0	0	0	0	0	0	1	1		
18:15	13	4	0	0	0	1	0	18	17.4	2	0	0	0	0	0	0	2	2		
18:30	8	0	0	0	0	0	0	8	8	3	0	0	0	0	0	0	3	3		
18:45	11	0	0	0	0	0	0	11	11	0	0	0	0	0	0	0	0	0		
P/TOT	45	4	0	0	0	2	0	51	49.8	6	0	0	0	0	0	0	6	6		
P/TOT	319	50	14	0	1	26	47	457	411.8	57	12	3	0	0	0	4	76	74.3		



SITE: A

DATE: 04/10/2016

LOCATION: Crossfield Road / Lancaster Grove

DAY: Tuesday

TIME	C to C							TOT	PCU's
	CAR	LGV	OGV1	OGV2	PSV	MCL	PCL		
07:00	0	0	0	0	0	0	0	0	0
07:15	0	0	0	0	0	0	0	0	0
07:30	0	0	0	0	0	0	0	0	0
07:45	0	0	0	0	0	0	0	0	0
H/TOT	0	0	0	0	0	0	0	0	0
08:00	0	0	0	0	0	0	0	0	0
08:15	0	0	0	0	0	0	0	0	0
08:30	1	0	0	0	0	0	0	1	1
08:45	0	0	0	0	0	0	0	0	0
H/TOT	1	0	0	0	0	0	0	1	1
09:00	0	0	0	0	0	0	0	0	0
09:15	0	0	0	0	0	0	0	0	0
09:30	1	0	0	0	0	0	0	1	1
09:45	0	0	0	0	0	0	0	0	0
H/TOT	1	0	0	0	0	0	0	1	1
10:00	1	0	0	0	0	0	0	1	1
10:15	0	0	0	0	0	0	0	0	0
10:30	0	0	0	0	0	0	0	0	0
10:45	0	0	0	0	0	0	0	0	0
H/TOT	1	0	0	0	0	0	0	1	1
11:00	0	0	0	0	0	0	0	0	0
11:15	0	0	0	0	0	0	0	0	0
11:30	0	0	0	0	0	0	0	0	0
11:45	0	0	0	0	0	0	0	0	0
H/TOT	0	0	0	0	0	0	0	0	0
12:00	0	0	0	0	0	0	0	0	0
12:15	0	0	0	0	0	0	0	0	0
12:30	0	0	0	0	0	0	0	0	0
12:45	0	0	0	0	0	0	0	0	0
H/TOT	0	0	0	0	0	0	0	0	0
13:00	0	0	0	0	0	0	0	0	0
13:15	0	0	0	0	0	0	0	0	0
13:30	0	0	0	0	0	0	0	0	0
13:45	0	0	0	0	0	0	0	0	0
H/TOT	0	0	0	0	0	0	0	0	0
14:00	0	0	0	0	0	0	0	0	0
14:15	0	0	0	0	0	0	0	0	0
14:30	0	0	0	0	0	0	0	0	0
14:45	0	0	0	0	0	0	0	0	0
H/TOT	0	0	0	0	0	0	0	0	0
15:00	0	0	0	0	0	0	0	0	0
15:15	0	0	0	0	0	0	0	0	0
15:30	0	0	0	0	0	0	0	0	0
15:45	0	0	0	0	0	0	0	0	0
H/TOT	0	0	0	0	0	0	0	0	0
16:00	0	0	0	0	0	0	0	0	0
16:15	0	0	0	0	0	0	0	0	0
16:30	0	0	0	0	0	0	0	0	0
16:45	0	0	0	0	0	0	0	0	0
H/TOT	0	0	0	0	0	0	0	0	0
17:00	1	0	0	0	0	0	0	1	1
17:15	0	0	0	0	0	0	0	0	0
17:30	0	0	0	0	0	0	0	0	0
17:45	0	0	0	0	0	0	0	0	0
H/TOT	1	0	0	0	0	0	0	1	1
18:00	1	0	0	0	0	0	0	1	1
18:15	0	0	0	0	0	0	0	0	0
18:30	0	0	0	0	0	0	0	0	0
18:45	0	0	0	0	0	0	0	0	0
P/TOT	1	0	0	0	0	0	0	1	1
P/TOT	5	0	0	0	0	0	0	5	5



SITE: A

DATE: 04/10/2016

LOCATION: Crossfield Road / Lancaster Grove

DAY: Tuesday

TIME	TO ARM A								TOT	PCU's	FROM ARM A								TOT	PCU's
	CAR	LGV	OGV1	OGV2	PSV	MCL	PCL	CAR			LGV	OGV1	OGV2	PSV	MCL	PCL				
07:00	2	0	0	0	0	0	1	3	2.2	2	0	0	0	0	0	0	2	2		
07:15	3	0	0	0	1	0	0	4	5	3	0	0	0	0	1	2	6	3.8		
07:30	5	3	1	0	0	0	0	9	9.5	11	0	0	0	0	0	1	12	11.2		
07:45	5	0	2	0	0	0	4	11	8.8	10	0	0	0	0	0	0	10	10		
H/TOT	15	3	3	0	1	0	5	27	25.5	26	0	0	0	0	1	3	30	27		
08:00	19	0	1	0	0	0	1	21	20.7	19	1	1	0	0	1	1	23	22.1		
08:15	15	1	0	0	0	0	4	20	16.8	18	1	2	0	0	1	0	22	22.4		
08:30	12	2	1	0	0	1	4	20	16.7	18	1	0	0	1	0	1	21	21.2		
08:45	6	2	0	0	0	0	1	9	8.2	7	1	1	0	0	0	0	9	9.5		
H/TOT	52	5	2	0	0	1	10	70	62.4	62	4	4	0	1	2	2	75	75.2		
09:00	7	1	0	0	0	1	3	12	9	8	1	0	0	0	0	0	9	9		
09:15	10	0	1	0	0	0	0	11	11.5	6	3	1	0	0	1	0	11	10.9		
09:30	10	2	0	0	0	0	1	13	12.2	5	1	1	0	0	0	2	9	7.9		
09:45	10	3	1	0	0	0	1	15	14.7	4	0	1	0	0	0	0	5	5.5		
H/TOT	37	6	2	0	0	1	5	51	47.4	23	5	3	0	0	1	2	34	33.3		
10:00	4	1	0	0	0	0	2	7	5.4	2	0	1	0	0	1	1	5	4.1		
10:15	11	3	0	0	0	1	0	15	14.4	6	2	0	0	0	0	1	9	8.2		
10:30	10	4	1	0	0	1	1	17	16.1	7	1	0	0	0	0	1	9	8.2		
10:45	8	0	0	0	0	1	1	10	8.6	5	3	1	0	0	0	0	9	9.5		
H/TOT	33	8	1	0	0	3	4	49	44.5	20	6	2	0	0	1	3	32	30		
11:00	4	3	0	0	0	0	0	7	7	3	0	1	0	0	1	0	5	4.9		
11:15	6	0	0	0	0	1	0	7	6.4	5	1	0	0	0	0	1	7	6.2		
11:30	8	1	0	1	0	2	0	12	12.1	6	2	0	0	0	1	0	9	8.4		
11:45	10	1	1	0	0	1	1	14	13.1	4	1	0	0	0	0	1	6	5.2		
H/TOT	28	5	1	1	0	4	1	40	38.6	18	4	1	0	0	2	2	27	24.7		
12:00	8	2	0	0	0	1	0	11	10.4	5	0	0	0	0	0	0	5	5		
12:15	10	1	0	0	0	0	1	12	11.2	6	0	1	0	0	0	0	7	7.5		
12:30	10	1	0	0	0	1	1	13	11.6	5	0	1	0	0	1	1	8	7.1		
12:45	7	2	0	0	0	1	1	11	9.6	12	1	0	0	0	0	0	13	13		
H/TOT	35	6	0	0	0	3	3	47	42.8	28	1	2	0	0	1	1	33	32.6		
13:00	5	1	0	0	0	1	1	8	6.6	8	1	0	0	0	1	0	10	9.4		
13:15	8	3	1	0	0	0	0	12	12.5	4	2	0	0	0	1	0	7	6.4		
13:30	7	1	1	0	0	0	0	9	9.5	5	0	1	0	0	0	0	6	6.5		
13:45	6	1	1	0	0	1	0	9	8.9	8	3	1	0	0	1	0	13	12.9		
H/TOT	26	6	3	0	0	2	1	38	37.5	25	6	2	0	0	3	0	36	35.2		
14:00	12	3	0	0	0	0	0	15	15	5	2	0	0	0	0	0	7	7		
14:15	9	1	0	0	0	0	1	11	10.2	3	1	1	0	0	0	0	5	5.5		
14:30	10	1	0	0	0	0	0	11	11	3	1	0	0	0	0	1	5	4.2		
14:45	10	0	0	0	0	1	0	11	10.4	7	0	0	0	0	0	1	8	7.2		
H/TOT	41	5	0	0	0	1	1	48	46.6	18	4	1	0	0	0	2	25	23.9		
15:00	9	5	0	0	0	0	1	15	14.2	9	0	2	0	0	0	0	11	12		
15:15	13	2	1	0	0	1	0	17	16.9	5	1	0	0	0	3	0	9	7.2		
15:30	17	0	0	0	0	1	1	19	17.6	11	1	0	0	0	2	1	15	13		
15:45	10	1	0	0	0	1	1	13	11.6	12	3	0	0	0	0	0	15	15		
H/TOT	49	8	1	0	0	3	3	64	60.3	37	5	2	0	0	5	1	50	47.2		
16:00	14	3	0	0	0	0	1	18	17.2	31	2	0	0	0	1	1	35	33.6		
16:15	11	1	2	0	0	1	1	16	15.6	14	4	1	0	0	0	2	21	19.9		
16:30	10	2	0	0	0	1	0	13	12.4	9	2	2	0	0	0	1	14	14.2		
16:45	13	2	1	0	0	2	1	19	17.5	9	3	0	0	0	0	0	12	12		
H/TOT	48	8	3	0	0	4	3	66	62.7	63	11	3	0	0	1	4	82	79.7		
17:00	11	0	0	0	0	0	2	13	11.4	9	1	0	0	0	0	0	10	10		
17:15	5	1	0	0	0	0	0	6	6	4	0	0	0	1	1	0	6	6.4		
17:30	12	0	2	0	0	0	0	14	15	8	2	1	0	0	0	0	11	11.5		
17:45	18	0	0	0	0	0	0	18	18	7	0	1	0	0	1	0	9	8.9		
H/TOT	46	1	2	0	0	0	2	51	50.4	28	3	2	0	1	2	0	36	36.8		
18:00	9	0	2	0	0	0	0	11	12	5	0	0	0	0	0	2	7	5.4		
18:15	8	1	0	0	0	0	2	11	9.4	8	2	1	0	0	0	0	11	11.5		
18:30	17	0	1	0	0	0	3	21	19.1	5	0	0	0	0	0	2	7	5.4		
18:45	9	1	1	0	0	1	0	12	11.9	4	1	0	0	0	0	3	8	5.6		
P/TOT	43	2	4	0	0	1	5	55	52.4	22	3	1	0	0	0	7	33	27.9		
P/TOT	453	63	22	1	1	23	43	606	571.1	370	52	23	0	2	19	27	493	473.5		



SITE: A

DATE: 04/10/2016

LOCATION: Crossfield Road / Lancaster Grove

DAY: Tuesday

TIME	TO ARM B								TOT	PCU's	FROM ARM B								TOT	PCU's
	CAR	LGV	OGV1	OGV2	PSV	MCL	PCL	CAR			LGV	OGV1	OGV2	PSV	MCL	PCL				
07:00	5	0	0	0	0	0	0	5	5	6	1	0	0	0	0	1	8	7.2		
07:15	5	1	0	0	0	1	2	9	6.8	10	5	0	0	1	0	0	16	17		
07:30	15	0	0	0	0	0	1	16	15.2	17	4	1	0	0	0	2	24	22.9		
07:45	12	0	0	0	0	0	2	14	12.4	30	1	2	0	0	1	6	40	35.6		
H/TOT	37	1	0	0	0	1	5	44	39.4	63	11	3	0	1	1	9	88	82.7		
08:00	21	2	2	0	0	0	2	27	26.4	46	2	1	0	0	0	4	53	50.3		
08:15	30	1	1	0	0	0	2	34	32.9	23	2	1	0	0	0	8	34	28.1		
08:30	23	2	2	0	1	2	5	35	31.8	20	1	0	0	0	1	7	29	22.8		
08:45	8	3	1	0	0	0	3	15	13.1	11	6	0	0	0	3	2	22	18.6		
H/TOT	82	8	6	0	1	2	12	111	104.2	100	11	2	0	0	4	21	138	119.8		
09:00	8	1	0	0	1	1	0	11	11.4	14	3	0	0	0	1	5	23	18.4		
09:15	9	3	0	0	0	1	0	13	12.4	16	3	1	0	0	0	1	21	20.7		
09:30	7	1	1	0	0	0	3	12	10.1	13	4	1	0	0	0	3	21	19.1		
09:45	13	2	2	0	0	0	0	17	18	16	4	2	0	0	1	2	25	23.8		
H/TOT	37	7	3	0	1	2	3	53	51.9	59	14	4	0	0	2	11	90	82		
10:00	4	0	1	0	0	1	0	6	5.9	11	4	2	0	1	1	4	23	21.2		
10:15	10	4	1	0	0	1	2	18	16.3	14	5	0	0	0	2	0	21	19.8		
10:30	10	2	0	0	0	0	0	12	12	9	4	1	0	0	2	3	19	15.9		
10:45	9	2	2	0	0	0	0	13	14	13	1	0	0	0	1	1	16	14.6		
H/TOT	33	8	4	0	0	2	2	49	48.2	47	14	3	0	1	6	8	79	71.5		
11:00	5	1	2	0	0	2	0	10	9.8	12	5	1	0	0	0	0	18	18.5		
11:15	8	2	1	0	0	1	1	13	12.1	9	1	1	0	0	2	0	13	12.3		
11:30	9	2	0	0	0	2	1	14	12	10	1	0	1	0	3	1	16	14.7		
11:45	6	2	1	0	0	2	2	13	10.7	18	1	2	0	0	1	0	22	22.4		
H/TOT	28	7	4	0	0	7	4	50	44.6	49	8	4	1	0	6	1	69	67.9		
12:00	13	3	2	0	0	0	0	18	19	14	2	0	0	0	1	1	18	16.6		
12:15	7	1	1	0	0	0	0	9	9.5	17	3	1	0	0	0	1	22	21.7		
12:30	12	1	2	0	0	0	1	16	16.2	14	2	1	0	0	1	1	19	18.1		
12:45	20	2	0	0	0	0	1	23	22.2	9	1	0	0	0	1	1	12	10.6		
H/TOT	52	7	5	0	0	0	2	66	66.9	54	8	2	0	0	3	4	71	67		
13:00	13	1	0	0	0	2	1	17	15	5	2	3	0	0	3	1	14	12.9		
13:15	10	1	0	0	0	1	0	12	11.4	8	4	1	0	0	0	1	14	13.7		
13:30	11	3	2	0	0	1	2	19	17.8	9	2	1	0	0	1	0	13	12.9		
13:45	12	5	1	0	0	1	0	19	18.9	12	2	1	0	0	1	0	16	15.9		
H/TOT	46	10	3	0	0	5	3	67	63.1	34	10	6	0	0	5	2	57	55.4		
14:00	8	2	0	0	0	2	1	13	11	15	3	0	0	0	0	1	19	18.2		
14:15	3	4	1	0	0	0	1	9	8.7	15	0	0	0	0	1	1	17	15.6		
14:30	12	1	0	0	0	0	4	17	13.8	12	2	1	0	0	2	2	19	16.7		
14:45	8	1	0	0	0	0	3	12	9.6	14	2	0	0	0	1	2	19	16.8		
H/TOT	31	8	1	0	0	2	9	51	43.1	56	7	1	0	0	4	6	74	67.3		
15:00	10	1	2	0	0	2	0	15	14.8	18	7	0	0	0	0	1	26	25.2		
15:15	12	4	1	0	0	3	0	20	18.7	18	3	2	0	0	1	1	25	24.6		
15:30	17	4	0	0	0	1	1	23	21.6	23	1	0	0	0	1	1	26	24.6		
15:45	24	6	0	0	0	0	0	30	30	25	2	0	0	0	1	1	29	27.6		
H/TOT	63	15	3	0	0	6	1	88	85.1	84	13	2	0	0	3	4	106	102		
16:00	36	3	0	0	0	1	2	42	39.8	28	2	0	0	0	0	1	31	30.2		
16:15	23	12	0	0	0	0	4	39	35.8	18	2	1	0	0	2	5	28	23.3		
16:30	15	2	1	0	0	0	4	22	19.3	19	2	0	0	0	3	1	25	22.4		
16:45	17	3	0	0	0	2	3	25	21.4	26	2	0	0	0	2	2	32	29.2		
H/TOT	91	20	1	0	0	3	13	128	116.3	91	8	1	0	0	7	9	116	105.1		
17:00	15	2	0	0	0	3	2	22	18.6	11	0	0	0	0	1	3	15	12		
17:15	11	1	0	0	1	3	5	21	16.2	15	1	1	0	0	0	2	19	17.9		
17:30	21	2	1	0	0	0	2	26	24.9	13	2	2	0	0	0	1	18	18.2		
17:45	18	0	0	0	0	1	1	20	18.6	28	0	0	0	0	2	0	30	28.8		
H/TOT	65	5	1	0	1	7	10	89	78.3	67	3	3	0	0	3	6	82	76.9		
18:00	18	0	0	0	0	1	2	21	18.8	15	0	2	0	0	1	0	18	18.4		
18:15	21	5	1	0	0	1	0	28	27.9	15	1	0	0	0	0	3	19	16.6		
18:30	12	0	0	0	0	0	2	14	12.4	23	0	2	0	0	0	3	28	26.6		
18:45	15	1	0	0	0	0	3	19	16.6	19	2	2	0	0	1	0	24	24.4		
P/TOT	66	6	1	0	0	2	7	82	75.7	72	3	6	0	0	2	6	89	86		
P/TOT	631	102	32	0	3	39	71	878	816.8	776	110	37	1	2	46	87	1059	983.6		



SITE: A

DATE: 04/10/2016

LOCATION: Crossfield Road / Lancaster Grove

DAY: Tuesday

TIME	TO ARM C								TOT	PCU's	FROM ARM C								TOT	PCU's
	CAR	LGV	OGV1	OGV2	PSV	MCL	PCL	CAR			LGV	OGV1	OGV2	PSV	MCL	PCL				
07:00	4	1	0	0	0	0	1	6	5.2	3	0	0	0	0	0	1	4	3.2		
07:15	6	4	0	0	0	0	0	10	10	1	0	0	0	0	0	0	1	1		
07:30	12	2	0	0	0	0	2	16	14.4	4	1	0	0	0	0	0	5	5		
07:45	32	1	0	0	0	1	2	36	33.8	9	0	0	0	0	0	2	11	9.4		
H/TOT	54	8	0	0	0	1	5	68	63.4	17	1	0	0	0	0	3	21	18.6		
08:00	37	2	0	0	0	1	3	43	40	12	1	1	0	0	0	1	15	14.7		
08:15	16	2	2	0	0	1	4	25	22.2	20	1	0	0	0	0	2	23	21.4		
08:30	12	1	0	0	0	0	4	17	13.8	9	3	3	0	0	2	5	22	18.3		
08:45	5	4	0	0	0	3	1	13	10.4	1	2	0	0	0	0	3	6	3.6		
H/TOT	70	9	2	0	0	5	12	98	86.4	42	7	4	0	0	2	11	66	58		
09:00	8	2	0	0	0	0	2	12	10.4	1	0	0	0	1	1	0	3	3.4		
09:15	8	3	2	0	0	0	1	14	14.2	5	0	1	0	0	0	0	6	6.5		
09:30	8	3	1	0	0	0	3	15	13.1	7	1	0	0	0	0	2	10	8.4		
09:45	9	1	1	0	0	1	1	13	12.1	12	2	1	0	0	0	0	15	15.5		
H/TOT	33	9	4	0	0	1	7	54	49.8	25	3	2	0	1	1	2	34	33.8		
10:00	9	3	2	0	1	1	3	19	18	4	0	0	0	0	0	0	4	4		
10:15	3	3	0	0	0	1	0	7	6.4	4	3	1	0	0	1	1	10	9.1		
10:30	1	2	0	0	0	1	3	7	4	5	3	0	0	0	0	0	8	8		
10:45	6	3	0	0	0	0	0	9	9	5	1	1	0	0	0	0	7	7.5		
H/TOT	19	11	2	0	1	3	6	42	37.4	18	7	2	0	0	1	1	29	28.6		
11:00	9	1	1	0	0	0	0	11	11.5	3	0	1	0	0	1	0	5	4.9		
11:15	6	1	1	0	0	1	0	9	8.9	6	1	1	0	0	1	0	9	8.9		
11:30	5	0	0	0	0	1	1	7	5.6	6	0	0	0	0	1	1	8	6.6		
11:45	9	0	1	0	0	0	0	10	10.5	3	1	1	0	0	2	2	9	6.7		
H/TOT	29	2	3	0	0	2	1	37	36.5	18	2	3	0	0	5	3	31	27.1		
12:00	9	0	0	0	0	0	1	10	9.2	11	3	2	0	0	0	0	16	17		
12:15	8	2	1	0	0	0	0	11	11.5	2	1	0	0	0	0	0	3	3		
12:30	7	1	1	0	0	1	0	10	9.9	10	1	1	0	0	0	0	12	12.5		
12:45	3	0	0	0	0	0	0	3	3	9	2	0	0	0	0	1	12	11.2		
H/TOT	27	3	2	0	0	1	1	34	33.6	32	7	3	0	0	0	1	43	43.7		
13:00	1	1	3	0	0	2	0	7	7.3	6	0	0	0	0	1	1	8	6.6		
13:15	2	2	0	0	0	0	1	5	4.2	8	0	0	0	0	0	0	8	8		
13:30	3	0	0	0	0	1	0	4	3.4	7	2	1	0	0	1	2	13	11.3		
13:45	7	1	0	0	0	0	0	8	8	5	2	0	0	0	0	0	7	7		
H/TOT	13	4	3	0	0	3	1	24	22.9	26	4	1	0	0	2	3	36	32.9		
14:00	5	1	0	0	0	0	1	7	6.2	5	1	0	0	0	2	1	9	7		
14:15	6	0	0	0	0	1	0	7	6.4	0	4	0	0	0	0	1	5	4.2		
14:30	3	2	1	0	0	2	2	10	7.7	10	1	0	0	0	0	3	14	11.6		
14:45	6	2	0	0	0	0	2	10	8.4	3	1	0	0	0	0	2	6	4.4		
H/TOT	20	5	1	0	0	3	5	34	28.7	18	7	0	0	0	2	7	34	27.2		
15:00	12	2	0	0	0	0	0	14	14	4	1	0	0	0	2	0	7	5.8		
15:15	7	0	1	0	0	1	1	10	9.1	9	2	1	0	0	1	0	13	12.9		
15:30	10	0	0	0	0	2	0	12	10.8	10	2	0	0	0	1	0	13	12.4		
15:45	20	1	0	0	0	0	0	21	21	17	3	0	0	0	0	0	20	20		
H/TOT	49	3	1	0	0	3	1	57	54.9	40	8	1	0	0	4	0	53	51.1		
16:00	25	0	0	0	0	0	0	25	25	16	2	0	0	0	0	1	19	18.2		
16:15	9	1	0	0	0	1	4	15	11.2	11	8	0	0	0	0	2	21	19.4		
16:30	10	0	1	0	0	2	1	14	12.5	7	0	0	0	0	0	3	10	7.6		
16:45	16	0	0	0	0	0	2	18	16.4	11	0	1	0	0	2	4	18	14.1		
H/TOT	60	1	1	0	0	3	7	72	65.1	45	10	1	0	0	2	10	68	59.3		
17:00	6	0	0	0	0	1	1	8	6.6	12	1	0	0	0	3	2	18	14.6		
17:15	12	0	1	0	0	0	2	15	13.9	9	1	0	0	0	2	5	17	11.8		
17:30	3	2	0	0	0	0	1	6	5.2	15	0	0	0	0	0	2	17	15.4		
17:45	11	0	1	0	0	2	0	14	13.3	12	0	0	0	0	0	1	13	12.2		
H/TOT	32	2	2	0	0	3	4	43	39	48	2	0	0	0	5	10	65	54		
18:00	8	0	0	0	0	1	0	9	8.4	15	0	0	0	0	1	0	16	15.4		
18:15	9	1	0	0	0	0	1	11	10.2	15	4	0	0	0	1	0	20	19.4		
18:30	10	0	1	0	0	0	0	11	11.5	11	0	0	0	0	0	0	11	11		
18:45	10	1	1	0	0	0	0	12	12.5	11	0	0	0	0	0	0	11	11		
P/TOT	37	2	2	0	0	1	1	43	42.6	52	4	0	0	0	2	0	58	56.8		
P/TOT	443	59	23	0	1	29	51	606	560.3	381	62	17	0	1	26	51	538	491.1		



SITE: A

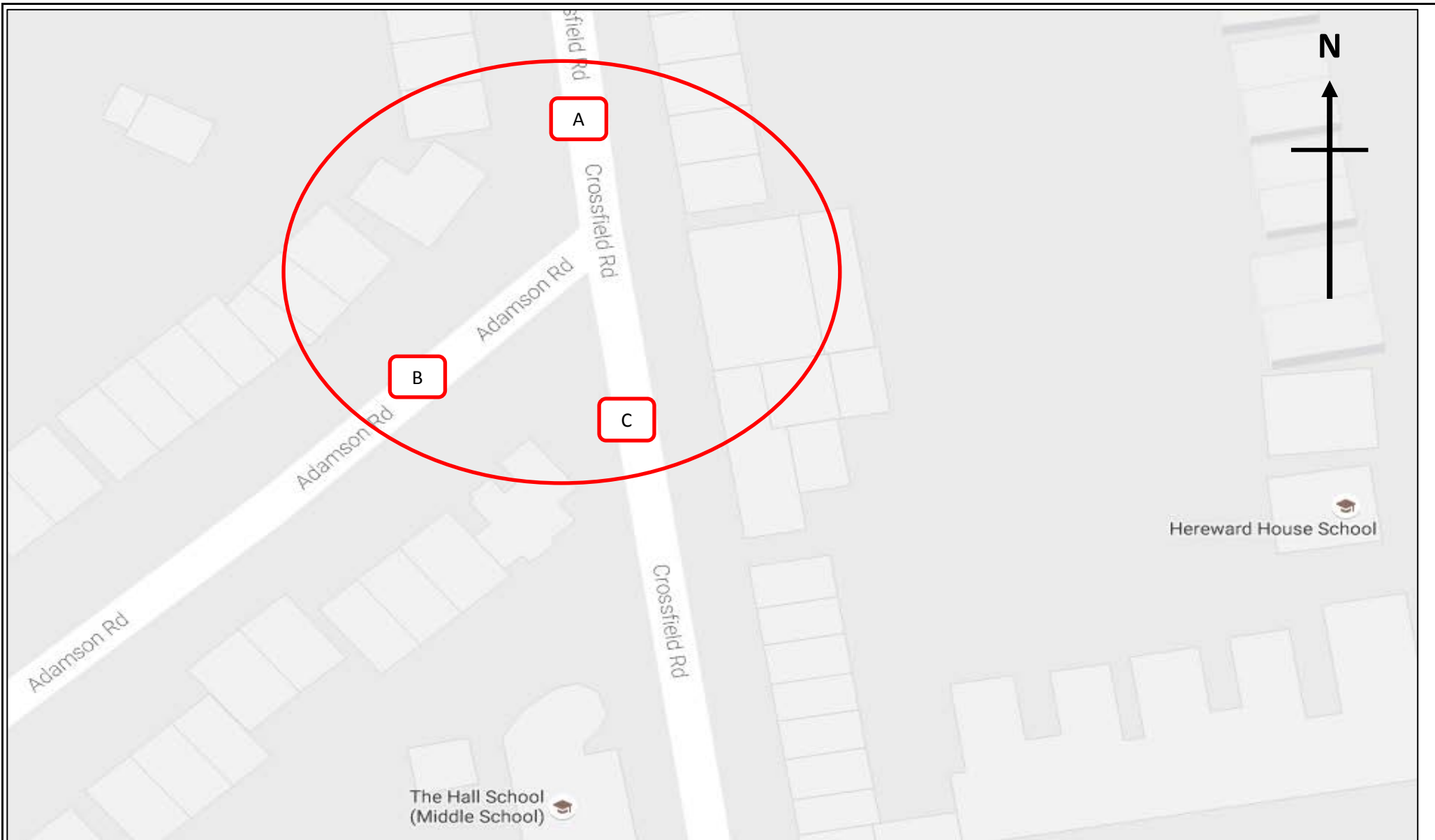
DATE: 04/10/2016

LOCATION: Crossfield Road / Lancaster Grove

DAY: Tuesday

TIME	JUNCTION TOTAL							TOT	PCU's
	CAR	LGV	OGV1	OGV2	PSV	MCL	PCL		
07:00	11	1	0	0	0	0	2	14	12.4
07:15	14	5	0	0	1	1	2	23	21.8
07:30	32	5	1	0	0	0	3	41	39.1
07:45	49	1	2	0	0	1	8	61	55
H/TOT	106	12	3	0	1	2	15	139	128.3
08:00	77	4	3	0	0	1	6	91	87.1
08:15	61	4	3	0	0	1	10	79	71.9
08:30	47	5	3	0	1	3	13	72	62.3
08:45	19	9	1	0	0	3	5	37	31.7
H/TOT	204	22	10	0	1	8	34	279	253
09:00	23	4	0	0	1	2	5	35	30.8
09:15	27	6	3	0	0	1	1	38	38.1
09:30	25	6	2	0	0	0	7	40	35.4
09:45	32	6	4	0	0	1	2	45	44.8
H/TOT	107	22	9	0	1	4	15	158	149.1
10:00	17	4	3	0	1	2	5	32	29.3
10:15	24	10	1	0	0	3	2	40	37.1
10:30	21	8	1	0	0	2	4	36	32.1
10:45	23	5	2	0	0	1	1	32	31.6
H/TOT	85	27	7	0	1	8	12	140	130.1
11:00	18	5	3	0	0	2	0	28	28.3
11:15	20	3	2	0	0	3	1	29	27.4
11:30	22	3	0	1	0	5	2	33	29.7
11:45	25	3	3	0	0	3	3	37	34.3
H/TOT	85	14	8	1	0	13	6	127	119.7
12:00	30	5	2	0	0	1	1	39	38.6
12:15	25	4	2	0	0	0	1	32	32.2
12:30	29	3	3	0	0	2	2	39	37.7
12:45	30	4	0	0	0	1	2	37	34.8
H/TOT	114	16	7	0	0	4	6	147	143.3
13:00	19	3	3	0	0	5	2	32	28.9
13:15	20	6	1	0	0	1	1	29	28.1
13:30	21	4	3	0	0	2	2	32	30.7
13:45	25	7	2	0	0	2	0	36	35.8
H/TOT	85	20	9	0	0	10	5	129	123.5
14:00	25	6	0	0	0	2	2	35	32.2
14:15	18	5	1	0	0	1	2	27	25.3
14:30	25	4	1	0	0	2	6	38	32.5
14:45	24	3	0	0	0	1	5	33	28.4
H/TOT	92	18	2	0	0	6	15	133	118.4
15:00	31	8	2	0	0	2	1	44	43
15:15	32	6	3	0	0	5	1	47	44.7
15:30	44	4	0	0	0	4	2	54	50
15:45	54	8	0	0	0	1	1	64	62.6
H/TOT	161	26	5	0	0	12	5	209	200.3
16:00	75	6	0	0	0	1	3	85	82
16:15	43	14	2	0	0	2	9	70	62.6
16:30	35	4	2	0	0	3	5	49	44.2
16:45	46	5	1	0	0	4	6	62	55.3
H/TOT	199	29	5	0	0	10	23	266	244.1
17:00	32	2	0	0	0	4	5	43	36.6
17:15	28	2	1	0	1	3	7	42	36.1
17:30	36	4	3	0	0	0	3	46	45.1
17:45	47	0	1	0	0	3	1	52	49.9
H/TOT	143	8	5	0	1	10	16	183	167.7
18:00	35	0	2	0	0	2	2	41	39.2
18:15	38	7	1	0	0	1	3	50	47.5
18:30	39	0	2	0	0	0	5	46	43
18:45	34	3	2	0	0	1	3	43	41
P/TOT	146	10	7	0	0	4	13	180	170.7
P/TOT	1527	224	77	1	5	91	165	2090	1948.2

PEAK HOUR CALCULATION	TOT	PCU's
07:00 to 08:00	139	128.3
07:15 to 08:15	216	203
07:30 to 08:30	272	253.1
07:45 to 08:45	303	276.3
08:00 to 09:00	279	253
08:15 to 09:15	223	196.7
08:30 to 09:30	182	162.9
08:45 to 09:45	150	136
09:00 to 10:00	158	149.1
09:15 to 10:15	155	147.6
09:30 to 10:30	157	146.6
09:45 to 10:45	153	143.3
10:00 to 11:00	140	130.1
10:15 to 11:15	136	129.1
10:30 to 11:30	125	119.4
10:45 to 11:45	122	117
A.M. Peak	303	276.3
11:00 to 12:00	127	119.7
11:15 to 12:15	138	130
11:30 to 12:30	141	134.8
11:45 to 12:45	147	142.8
12:00 to 13:00	147	143.3
12:15 to 13:15	140	133.6
12:30 to 13:30	137	129.5
12:45 to 13:45	130	122.5
13:00 to 14:00	129	123.5
13:15 to 14:15	132	126.8
13:30 to 14:30	130	124
13:45 to 14:45	136	125.8
14:00 to 15:00	133	118.4
14:15 to 15:15	142	129.2
14:30 to 15:30	162	148.6
14:45 to 15:45	178	166.1
Inter Peak	178	166.1
15:00 to 16:00	209	200.3
15:15 to 16:15	250	239.3
15:30 to 16:30	273	257.2
15:45 to 16:45	268	251.4
16:00 to 17:00	266	244.1
16:15 to 17:15	224	198.7
16:30 to 17:30	196	172.2
16:45 to 17:45	193	173.1
17:00 to 18:00	183	167.7
17:15 to 18:15	181	170.3
17:30 to 18:30	189	181.7
17:45 to 18:45	189	179.6
18:00 to 19:00	180	170.7
P.M. Peak	273	257.2



	Site / Location:	Site B, Crossfield Road/Adamson Road	Project No:	6755	Drawing No:	6755-02	Drawn By:	SR
	Survey Date:	Tuesday 4th October 2016		Project Name:	Crossfield Road, Belsize			
	Survey Times:	07:00 to 19:00		Drawing Title:	Site Layout and Observed Movements			



SITE: B

DATE: 04/10/2016

LOCATION: Crossfield Road / Lancaster Grove

DAY: Tuesday

TIME	A to C								TOT	PCU's	A to B								TOT	PCU's
	CAR	LGV	OGV1	OGV2	PSV	MCL	PCL				CAR	LGV	OGV1	OGV2	PSV	MCL	PCL			
07:00	3	0	0	0	0	0	0	3	3	2	1	0	0	0	0	1	4	3.2		
07:15	2	3	0	0	0	0	0	5	5	2	1	0	0	0	0	0	3	3		
07:30	7	0	0	0	0	0	0	7	7	4	1	0	0	0	0	2	7	5.4		
07:45	22	1	0	0	0	1	0	24	23.4	8	0	0	0	0	0	2	10	8.4		
H/TOT	34	4	0	0	0	1	0	39	38.4	16	3	0	0	0	0	5	24	20		
08:00	33	0	0	0	0	0	0	33	33	6	2	0	0	0	0	4	12	8.8		
08:15	11	0	0	0	0	0	0	11	11	8	2	2	0	0	1	4	17	14.2		
08:30	5	1	0	0	0	0	2	8	6.4	6	2	0	0	0	0	2	10	8.4		
08:45	5	3	0	0	0	0	0	8	8	1	0	0	0	0	3	1	5	2.4		
H/TOT	54	4	0	0	0	0	2	60	58.4	21	6	2	0	0	4	11	44	33.8		
09:00	6	1	0	0	0	0	1	8	7.2	2	1	0	0	0	0	3	6	3.6		
09:15	3	2	0	0	0	0	0	5	5	2	2	1	0	0	0	1	6	5.7		
09:30	2	1	1	0	0	0	0	4	4.5	3	2	0	0	0	0	3	8	5.6		
09:45	5	0	0	0	0	0	0	5	5	6	1	1	0	0	1	1	10	9.1		
H/TOT	16	4	1	0	0	0	1	22	21.7	13	6	2	0	0	1	8	30	24		
10:00	5	2	2	0	1	0	1	11	12.2	3	1	0	0	0	1	2	7	4.8		
10:15	2	0	0	0	0	0	0	2	2	1	2	0	0	0	1	0	4	3.4		
10:30	0	0	0	0	0	0	0	0	0	1	1	0	0	0	1	3	6	3		
10:45	4	1	0	0	0	0	0	5	5	1	1	0	0	0	0	0	2	2		
H/TOT	11	3	2	0	1	0	1	18	19.2	6	5	0	0	0	3	5	19	13.2		
11:00	4	2	1	0	0	0	0	7	7.5	5	0	0	0	0	0	0	5	5		
11:15	1	0	1	0	0	0	0	2	2.5	3	1	0	0	0	0	0	4	4		
11:30	3	0	0	0	0	0	0	3	3	3	1	0	0	0	1	1	6	4.6		
11:45	4	0	0	0	0	0	0	4	4	5	0	1	0	0	0	0	6	6.5		
H/TOT	12	2	2	0	0	0	0	16	17	16	2	1	0	0	1	1	21	20.1		
12:00	3	0	0	0	0	0	0	3	3	5	0	0	0	0	0	1	6	5.2		
12:15	3	0	0	0	0	0	0	3	3	5	2	1	0	0	0	0	8	8.5		
12:30	2	0	1	0	0	0	0	3	3.5	5	0	0	0	0	1	0	6	5.4		
12:45	2	1	0	0	0	0	0	3	3	1	0	0	0	0	0	0	1	1		
H/TOT	10	1	1	0	0	0	0	12	12.5	16	2	1	0	0	1	1	21	20.1		
13:00	0	0	1	0	0	1	0	2	1.9	0	0	1	0	0	1	0	2	1.9		
13:15	2	1	0	0	0	0	0	3	3	0	2	0	0	0	0	1	3	2.2		
13:30	1	0	0	0	0	1	0	2	1.4	2	0	0	0	0	0	0	2	2		
13:45	2	0	1	0	0	0	0	3	3.5	3	0	0	0	0	0	0	3	3		
H/TOT	5	1	2	0	0	2	0	10	9.8	5	2	1	0	0	1	1	10	9.1		
14:00	2	0	0	0	0	0	0	2	2	5	0	0	0	0	0	1	6	5.2		
14:15	2	0	0	0	0	0	0	2	2	3	0	0	0	0	1	0	4	3.4		
14:30	2	0	1	0	0	0	0	3	3.5	2	2	0	0	0	2	1	7	5		
14:45	2	0	0	0	0	0	0	2	2	3	2	0	0	0	0	2	7	5.4		
H/TOT	8	0	1	0	0	0	0	9	9.5	13	4	0	0	0	3	4	24	19		
15:00	10	1	0	0	0	0	0	11	11	3	1	0	0	0	0	0	4	4		
15:15	4	0	0	0	0	0	0	4	4	1	0	0	0	0	1	1	3	1.6		
15:30	9	1	0	0	0	0	0	10	10	2	0	0	0	0	3	0	5	3.2		
15:45	14	0	0	0	0	0	0	14	14	6	1	0	0	0	0	0	7	7		
H/TOT	37	2	0	0	0	0	0	39	39	12	2	0	0	0	4	1	19	15.8		
16:00	18	0	0	0	0	0	0	18	18	6	0	0	0	0	0	0	6	6		
16:15	7	0	0	0	0	1	1	9	7.6	4	1	0	0	0	0	1	6	5.2		
16:30	8	0	0	0	0	1	0	9	8.4	3	0	0	0	0	1	1	5	3.6		
16:45	13	0	0	0	0	0	2	15	13.4	4	0	1	0	0	0	1	6	5.7		
H/TOT	46	0	0	0	0	2	3	51	47.4	17	1	1	0	0	1	3	23	20.5		
17:00	2	0	0	0	0	0	0	2	2	1	0	2	0	0	1	0	4	4.4		
17:15	8	0	0	0	0	0	0	8	8	4	0	1	0	0	0	1	6	5.7		
17:30	1	1	0	0	0	0	0	2	2	2	1	0	0	0	0	1	4	3.2		
17:45	5	1	0	0	0	1	0	7	6.4	7	1	0	0	0	1	1	10	8.6		
H/TOT	16	2	0	0	0	1	0	19	18.4	14	2	3	0	0	2	3	24	21.9		
18:00	3	0	1	0	0	1	0	5	4.9	4	0	0	0	0	0	0	4	4		
18:15	4	0	0	0	0	0	0	4	4	5	1	0	0	0	0	0	6	6		
18:30	2	0	1	0	0	0	0	3	3.5	8	0	0	0	0	0	0	8	8		
18:45	2	1	0	0	0	0	0	3	3	9	1	1	0	0	0	0	11	11.5		
H/TOT	11	1	2	0	0	1	0	15	15.4	26	2	1	0	0	0	0	29	29.5		
P/TOT	260	24	11	0	1	7	7	310	306.7	175	37	12	0	0	21	43	288	247		



SITE: B

DATE: 04/10/2016

LOCATION: Crossfield Road / Lancaster Grove

DAY: Tuesday

TIME	A to A							TOT	PCU's
	CAR	LGV	OGV1	OGV2	PSV	MCL	PCL		
07:00	0	0	0	0	0	0	0	0	0
07:15	0	0	0	0	0	0	0	0	0
07:30	1	0	0	0	0	0	0	1	1
07:45	0	0	0	0	0	0	0	0	0
H/TOT	1	0	0	0	0	0	0	1	1
08:00	1	0	0	0	0	0	0	1	1
08:15	0	0	0	0	0	0	0	0	0
08:30	0	1	0	0	0	0	0	1	1
08:45	0	1	0	0	0	0	0	1	1
H/TOT	1	2	0	0	0	0	0	3	3
09:00	0	0	0	0	0	0	0	0	0
09:15	1	0	0	0	0	0	0	1	1
09:30	0	0	0	0	0	0	0	0	0
09:45	2	0	0	0	0	0	0	2	2
H/TOT	3	0	0	0	0	0	0	3	3
10:00	0	0	0	0	0	0	0	0	0
10:15	1	1	0	0	0	0	0	2	2
10:30	1	1	0	0	0	0	0	2	2
10:45	1	0	0	0	0	0	0	1	1
H/TOT	3	2	0	0	0	0	0	5	5
11:00	0	0	0	0	0	0	0	0	0
11:15	0	0	0	0	0	0	0	0	0
11:30	0	0	0	0	0	1	0	1	0.4
11:45	0	0	0	0	0	0	0	0	0
H/TOT	0	0	0	0	0	1	0	1	0.4
12:00	1	0	0	0	0	0	0	1	1
12:15	0	0	0	0	0	0	0	0	0
12:30	0	0	0	0	0	0	0	0	0
12:45	0	0	0	0	0	0	0	0	0
H/TOT	1	0	0	0	0	0	0	1	1
13:00	1	0	0	0	0	0	0	1	1
13:15	0	0	0	0	0	0	0	0	0
13:30	1	0	0	0	0	0	0	1	1
13:45	0	0	0	0	0	0	0	0	0
H/TOT	2	0	0	0	0	0	0	2	2
14:00	0	0	0	0	0	0	0	0	0
14:15	0	0	0	0	0	0	0	0	0
14:30	0	0	0	0	0	0	0	0	0
14:45	1	0	0	0	0	0	0	1	1
H/TOT	1	0	0	0	0	0	0	1	1
15:00	0	0	0	0	0	0	0	0	0
15:15	0	1	0	0	0	0	0	1	1
15:30	0	0	0	0	0	0	0	0	0
15:45	0	0	0	0	0	0	0	0	0
H/TOT	0	1	0	0	0	0	0	1	1
16:00	0	0	0	0	0	0	0	0	0
16:15	0	1	0	0	0	0	0	1	1
16:30	0	0	0	0	0	0	0	0	0
16:45	1	0	0	0	0	0	0	1	1
H/TOT	1	1	0	0	0	0	0	2	2
17:00	1	0	0	0	0	0	0	1	1
17:15	0	0	0	0	0	0	0	0	0
17:30	0	0	0	0	0	0	0	0	0
17:45	1	0	0	0	0	0	0	1	1
H/TOT	2	0	0	0	0	0	0	2	2
18:00	0	0	0	0	0	1	0	1	0.4
18:15	2	0	0	0	0	0	0	2	2
18:30	0	0	0	0	0	0	0	0	0
18:45	0	0	0	0	0	0	0	0	0
P/TOT	2	0	0	0	0	1	0	3	2.4
P/TOT	17	6	0	0	0	2	0	25	23.8



SITE: B

DATE: 04/10/2016

LOCATION: Crossfield Road / Lancaster Grove

DAY: Tuesday

TIME	B to A								TOT	PCU's	B to C								TOT	PCU's
	CAR	LGV	OGV1	OGV2	PSV	MCL	PCL	CAR			LGV	OGV1	OGV2	PSV	MCL	PCL				
07:00	1	0	0	0	0	0	0	1	1	1	0	0	0	0	0	1	2	1.2		
07:15	0	0	0	0	0	0	0	0	0	1	0	0	0	0	0	1	2	1.2		
07:30	3	1	0	0	0	0	0	4	4	2	0	1	0	0	0	3	3.5			
07:45	4	0	0	0	0	0	1	5	4.2	3	0	0	0	0	1	1	5	3.6		
H/TOT	8	1	0	0	0	0	1	10	9.2	7	0	1	0	0	1	3	12	9.5		
08:00	10	2	0	0	0	0	0	12	12	10	0	0	0	0	0	0	10	10		
08:15	9	0	0	0	0	0	2	11	9.4	8	0	0	0	0	0	0	8	8		
08:30	9	1	2	0	0	2	5	19	14.8	1	1	0	0	0	0	2	2	2		
08:45	0	0	0	0	0	0	2	2	0.4	1	0	0	0	0	0	0	1	1		
H/TOT	28	3	2	0	0	2	9	44	36.6	20	1	0	0	0	0	0	21	21		
09:00	1	0	0	0	1	1	0	3	3.4	2	0	0	0	0	0	0	2	2		
09:15	3	0	1	0	0	0	0	4	4.5	0	0	0	0	0	0	0	0	0		
09:30	7	0	0	0	0	0	1	8	7.2	4	0	0	0	0	0	0	4	4		
09:45	7	2	1	0	0	0	1	11	10.7	3	0	0	0	0	0	0	3	3		
H/TOT	18	2	2	0	1	1	2	26	25.8	9	0	0	0	0	0	0	9	9		
10:00	5	0	0	0	0	0	0	5	5	1	1	0	0	0	0	0	2	2		
10:15	1	2	1	0	0	1	1	6	5.1	1	0	0	0	0	0	0	1	1		
10:30	3	3	0	0	0	0	0	6	6	1	0	0	0	0	0	0	1	1		
10:45	2	1	1	0	0	0	0	4	4.5	0	0	0	0	0	0	0	0	0		
H/TOT	11	6	2	0	0	1	1	21	20.6	3	1	0	0	0	0	0	4	4		
11:00	3	0	1	0	0	0	0	4	4.5	3	0	0	0	0	0	0	3	3		
11:15	5	0	1	0	0	1	0	7	6.9	5	1	0	0	0	0	0	6	6		
11:30	5	0	0	0	0	1	1	7	5.6	1	0	1	0	0	0	0	2	2.5		
11:45	2	1	1	0	0	2	2	8	5.7	1	2	0	0	0	0	0	3	3		
H/TOT	15	1	3	0	0	4	3	26	22.7	10	3	1	0	0	0	0	14	14.5		
12:00	6	2	1	0	0	0	0	9	9.5	1	1	0	0	0	0	0	2	2		
12:15	2	1	0	0	0	0	0	3	3	1	0	0	0	0	0	0	1	1		
12:30	5	1	1	0	0	0	0	7	7.5	3	0	0	0	0	0	0	3	3		
12:45	7	2	0	0	0	0	1	10	9.2	1	2	0	0	0	0	0	3	3		
H/TOT	20	6	2	0	0	0	1	29	29.2	6	3	0	0	0	0	0	9	9		
13:00	4	0	0	0	0	1	1	6	4.6	3	0	0	0	0	0	0	3	3		
13:15	5	0	0	0	0	1	0	6	5.4	4	0	0	0	0	0	1	5	4.2		
13:30	3	2	1	0	0	1	1	8	7.1	1	0	0	0	0	0	0	1	1		
13:45	3	1	0	0	0	1	0	5	4.4	1	0	0	0	0	0	0	1	1		
H/TOT	15	3	1	0	0	4	2	25	21.5	9	0	0	0	0	0	1	10	9.2		
14:00	2	1	0	0	0	1	1	5	3.6	0	1	0	0	0	0	0	1	1		
14:15	1	3	0	0	0	0	2	6	4.4	0	0	0	0	0	0	0	0	0		
14:30	5	1	0	0	0	0	1	7	6.2	0	2	0	0	0	0	0	2	2		
14:45	3	0	0	0	0	0	0	3	3	1	1	0	0	0	0	0	2	2		
H/TOT	11	5	0	0	0	1	4	21	17.2	1	4	0	0	0	0	0	5	5		
15:00	3	0	0	0	0	2	1	6	4	3	0	0	0	0	0	0	3	3		
15:15	7	3	1	0	0	1	1	13	12.1	5	0	0	0	0	0	0	5	5		
15:30	8	2	0	0	0	1	3	14	11	4	1	0	0	0	0	0	5	5		
15:45	15	3	0	0	0	0	1	19	18.2	8	0	0	0	0	0	0	8	8		
H/TOT	33	8	1	0	0	4	6	52	45.3	20	1	0	0	0	0	0	21	21		
16:00	10	2	0	0	0	0	0	12	12	5	0	1	0	0	0	0	6	6.5		
16:15	9	5	0	0	0	0	0	14	14	2	0	0	0	0	1	1	4	2.6		
16:30	6	0	0	0	0	0	0	6	6	3	0	0	0	0	0	0	3	3		
16:45	13	0	1	0	0	1	2	17	15.3	3	0	0	0	0	0	0	3	3		
H/TOT	38	7	1	0	0	1	2	49	47.3	13	0	1	0	0	1	1	16	15.1		
17:00	4	1	0	0	0	3	2	10	6.6	3	0	0	0	0	0	0	3	3		
17:15	5	1	0	0	0	2	2	10	7.2	1	0	0	0	0	0	0	1	1		
17:30	8	0	0	0	0	0	4	12	8.8	1	0	0	0	0	0	0	1	1		
17:45	8	1	0	0	0	0	2	11	9.4	4	0	0	0	0	0	0	4	4		
H/TOT	25	3	0	0	0	5	10	43	32	9	0	0	0	0	0	0	9	9		
18:00	8	0	0	0	0	0	4	12	8.8	3	0	0	0	0	0	0	3	3		
18:15	9	4	0	0	0	1	4	18	14.2	0	1	0	0	0	0	0	1	1		
18:30	7	0	0	0	0	0	2	9	7.4	1	0	0	0	0	0	0	1	1		
18:45	3	0	0	0	0	1	0	4	3.4	3	0	0	0	0	0	0	3	3		
P/TOT	27	4	0	0	0	2	10	43	33.8	7	1	0	0	0	0	0	8	8		
P/TOT	249	49	14	0	1	25	51	389	341.2	114	14	3	0	0	2	5	138	134.3		



SITE: B

DATE: 04/10/2016

LOCATION: Crossfield Road / Lancaster Grove

DAY: Tuesday

TIME	B to B							TOT	PCU's
	CAR	LGV	OGV1	OGV2	PSV	MCL	PCL		
07:00	0	0	0	0	0	0	0	0	0
07:15	0	0	0	0	0	0	0	0	0
07:30	0	0	0	0	0	0	0	0	0
07:45	0	0	0	0	0	0	0	0	0
H/TOT	0	0	0	0	0	0	0	0	0
08:00	0	0	0	0	0	0	0	0	0
08:15	0	0	0	0	0	0	0	0	0
08:30	0	0	0	0	0	0	0	0	0
08:45	0	0	0	0	0	0	0	0	0
H/TOT	0	0	0	0	0	0	0	0	0
09:00	0	0	0	0	0	0	0	0	0
09:15	0	0	0	0	0	0	0	0	0
09:30	0	0	0	0	0	0	0	0	0
09:45	0	0	0	0	0	0	0	0	0
H/TOT	0	0	0	0	0	0	0	0	0
10:00	0	0	0	0	0	0	0	0	0
10:15	0	0	0	0	0	0	0	0	0
10:30	0	0	0	0	0	0	0	0	0
10:45	0	0	0	0	0	0	0	0	0
H/TOT	0	0	0	0	0	0	0	0	0
11:00	0	0	0	0	0	0	0	0	0
11:15	0	0	0	0	0	0	0	0	0
11:30	0	0	0	0	0	0	0	0	0
11:45	0	0	0	0	0	0	0	0	0
H/TOT	0	0	0	0	0	0	0	0	0
12:00	0	0	0	0	0	0	0	0	0
12:15	0	0	0	0	0	0	0	0	0
12:30	0	0	0	0	0	0	0	0	0
12:45	0	0	0	0	0	0	0	0	0
H/TOT	0	0	0	0	0	0	0	0	0
13:00	0	0	0	0	0	0	0	0	0
13:15	0	0	0	0	0	0	0	0	0
13:30	0	0	0	0	0	0	0	0	0
13:45	0	0	0	0	0	0	0	0	0
H/TOT	0	0	0	0	0	0	0	0	0
14:00	0	0	0	0	0	0	0	0	0
14:15	0	0	0	0	0	0	0	0	0
14:30	0	0	0	0	0	0	0	0	0
14:45	0	0	0	0	0	0	0	0	0
H/TOT	0	0	0	0	0	0	0	0	0
15:00	0	0	0	0	0	0	0	0	0
15:15	0	0	0	0	0	0	0	0	0
15:30	0	0	0	0	0	0	0	0	0
15:45	0	0	0	0	0	0	0	0	0
H/TOT	0	0	0	0	0	0	0	0	0
16:00	0	0	0	0	0	0	0	0	0
16:15	0	0	0	0	0	0	0	0	0
16:30	0	0	0	0	0	0	0	0	0
16:45	0	0	0	0	0	0	0	0	0
H/TOT	0	0	0	0	0	0	0	0	0
17:00	0	0	0	0	0	0	0	0	0
17:15	0	0	0	0	0	0	0	0	0
17:30	0	0	0	0	0	0	0	0	0
17:45	0	0	0	0	0	0	0	0	0
H/TOT	0	0	0	0	0	0	0	0	0
18:00	0	0	0	0	0	0	0	0	0
18:15	0	0	0	0	0	0	0	0	0
18:30	0	0	0	0	0	0	0	0	0
18:45	0	0	0	0	0	0	0	0	0
P/TOT	0	0	0	0	0	0	0	0	0
P/TOT	0	0	0	0	0	0	0	0	0



SITE: B

DATE: 04/10/2016

LOCATION: Crossfield Road / Lancaster Grove

DAY: Tuesday

TIME	C to B								TOT	PCU's	C to A								TOT	PCU's
	CAR	LGV	OGV1	OGV2	PSV	MCL	PCL				CAR	LGV	OGV1	OGV2	PSV	MCL	PCL			
07:00	0	1	0	0	0	0	0	1	1	1	0	0	0	0	0	0	1	1		
07:15	0	0	0	0	0	0	0	0	0	1	0	0	0	0	0	0	1	1		
07:30	0	0	0	0	0	0	0	0	0	2	0	0	0	0	0	0	2	2		
07:45	1	1	0	0	0	0	0	2	2	3	0	0	0	0	0	0	3	3		
H/TOT	1	2	0	0	0	0	0	3	3	7	0	0	0	0	0	0	7	7		
08:00	0	0	0	0	0	0	0	0	0	0	0	1	0	0	0	0	1	1.5		
08:15	2	0	0	0	0	0	0	2	2	12	0	0	0	0	0	0	12	12		
08:30	2	1	0	0	0	0	0	3	3	1	0	1	0	0	0	0	2	2.5		
08:45	0	1	0	0	0	0	0	1	1	1	0	0	0	0	0	0	1	1		
H/TOT	4	2	0	0	0	0	0	6	6	14	0	2	0	0	0	0	16	17		
09:00	0	0	0	0	0	0	0	0	0	0	0	0	0	0	0	0	0	0		
09:15	1	0	0	0	0	0	0	1	1	1	1	0	0	0	0	0	2	2		
09:30	1	0	0	0	0	0	0	1	1	2	0	0	0	0	0	0	2	2		
09:45	0	0	0	0	0	0	0	0	0	3	0	0	0	0	0	0	3	3		
H/TOT	2	0	0	0	0	0	0	2	2	6	1	0	0	0	0	0	7	7		
10:00	1	0	0	0	0	0	0	1	1	0	0	0	0	0	0	0	0	0		
10:15	0	2	0	0	0	0	0	2	2	1	1	0	0	0	0	0	2	2		
10:30	1	1	0	0	0	0	0	2	2	0	0	0	0	0	0	0	0	0		
10:45	0	0	1	0	0	0	0	1	1.5	1	0	0	0	0	0	0	1	1		
H/TOT	2	3	1	0	0	0	0	6	6.5	2	1	0	0	0	0	0	3	3		
11:00	2	0	0	0	0	0	0	2	2	1	0	0	0	0	1	0	2	1.4		
11:15	4	1	1	0	0	0	0	6	6.5	2	0	0	0	0	0	0	2	2		
11:30	0	0	0	0	0	0	0	0	0	1	0	0	0	0	0	0	1	1		
11:45	0	0	0	0	0	0	0	0	0	1	0	0	0	0	0	0	1	1		
H/TOT	6	1	1	0	0	0	0	8	8.5	5	0	0	0	0	1	0	6	5.4		
12:00	0	0	0	0	0	0	0	0	0	3	1	1	0	0	0	0	5	5.5		
12:15	1	0	0	0	0	0	0	1	1	1	0	0	0	0	0	0	1	1		
12:30	1	0	0	0	0	0	0	1	1	4	0	0	0	0	0	0	4	4		
12:45	1	0	0	0	0	0	0	1	1	2	0	0	0	0	0	0	2	2		
H/TOT	3	0	0	0	0	0	0	3	3	10	1	1	0	0	0	0	12	12.5		
13:00	0	1	0	0	0	0	0	1	1	1	0	0	0	0	0	0	1	1		
13:15	1	0	0	0	0	0	0	1	1	3	1	0	0	0	0	0	4	4		
13:30	1	0	0	0	0	0	0	1	1	3	0	0	0	0	0	0	3	3		
13:45	1	0	0	0	0	0	0	1	1	2	1	0	0	0	0	0	3	3		
H/TOT	3	1	0	0	0	0	0	4	4	9	2	0	0	0	0	0	11	11		
14:00	0	0	0	0	0	0	0	0	0	3	0	0	0	0	0	0	3	3		
14:15	1	0	0	0	0	0	0	1	1	0	1	0	0	0	0	0	1	1		
14:30	0	0	0	0	0	0	0	0	0	3	1	0	0	0	0	0	4	4		
14:45	2	0	0	0	0	0	1	3	2.2	0	0	0	0	0	0	0	0	0		
H/TOT	3	0	0	0	0	0	1	4	3.2	6	2	0	0	0	0	0	8	8		
15:00	0	0	0	0	0	0	0	0	0	1	0	0	0	0	1	0	2	1.4		
15:15	0	0	0	0	0	0	0	0	0	2	1	0	0	0	0	0	3	3		
15:30	1	0	0	0	0	0	0	1	1	4	0	0	0	0	0	0	4	4		
15:45	2	0	0	0	0	0	0	2	2	1	1	0	0	0	0	0	2	2		
H/TOT	3	0	0	0	0	0	0	3	3	8	2	0	0	0	1	0	11	10.4		
16:00	0	0	0	0	0	0	0	0	0	6	1	0	0	0	0	0	7	7		
16:15	0	0	0	0	0	1	0	1	0.4	3	0	0	0	0	0	0	3	3		
16:30	1	0	0	0	0	0	0	1	1	2	0	0	0	0	0	0	2	2		
16:45	0	0	0	0	0	0	0	0	0	3	0	0	0	0	0	0	3	3		
H/TOT	1	0	0	0	0	1	0	2	1.4	14	1	0	0	0	0	0	15	15		
17:00	0	0	0	0	0	0	0	0	0	3	0	0	0	0	0	0	3	3		
17:15	0	0	0	0	0	0	0	0	0	3	0	0	0	0	0	0	3	3		
17:30	0	0	0	0	0	0	2	2	0.4	6	0	0	0	0	0	0	6	6		
17:45	1	0	1	0	0	0	0	2	2.5	3	0	0	0	0	0	0	3	3		
H/TOT	1	0	1	0	0	0	2	4	2.9	15	0	0	0	0	0	0	15	15		
18:00	1	0	0	0	0	0	0	1	1	6	0	0	0	0	0	0	6	6		
18:15	1	0	0	0	0	0	0	1	1	4	0	0	0	0	0	0	4	4		
18:30	0	0	0	0	0	0	0	0	0	4	0	0	0	0	0	0	4	4		
18:45	2	0	0	0	0	0	1	3	2.2	6	0	0	0	0	0	0	6	6		
P/TOT	4	0	0	0	0	0	1	5	4.2	20	0	0	0	0	0	0	20	20		
P/TOT	33	9	3	0	0	1	4	50	47.7	116	10	3	0	0	2	0	131	131.3		



SITE: B

DATE: 04/10/2016

LOCATION: Crossfield Road / Lancaster Grove

DAY: Tuesday

TIME	C to C							TOT	PCU's
	CAR	LGV	OGV1	OGV2	PSV	MCL	PCL		
07:00	0	0	0	0	0	0	0	0	0
07:15	0	0	0	0	0	0	0	0	0
07:30	0	0	0	0	0	0	0	0	0
07:45	0	0	0	0	0	0	0	0	0
H/TOT	0	0	0	0	0	0	0	0	0
08:00	0	0	0	0	0	0	0	0	0
08:15	0	0	0	0	0	0	0	0	0
08:30	0	0	0	0	0	0	0	0	0
08:45	0	0	0	0	0	0	0	0	0
H/TOT	0	0	0	0	0	0	0	0	0
09:00	0	0	0	0	0	0	0	0	0
09:15	0	0	0	0	0	0	0	0	0
09:30	1	0	0	0	0	0	0	1	1
09:45	1	0	0	0	0	0	0	1	1
H/TOT	2	0	0	0	0	0	0	2	2
10:00	0	1	0	0	0	0	0	1	1
10:15	0	0	0	0	0	0	0	0	0
10:30	0	0	0	0	0	0	0	0	0
10:45	0	0	0	0	0	0	0	0	0
H/TOT	0	1	0	0	0	0	0	1	1
11:00	0	0	0	0	0	0	0	0	0
11:15	1	0	0	0	0	0	0	1	1
11:30	0	0	0	0	0	0	0	0	0
11:45	0	0	0	0	0	0	0	0	0
H/TOT	1	0	0	0	0	0	0	1	1
12:00	0	0	0	0	0	0	0	0	0
12:15	0	0	0	0	0	0	0	0	0
12:30	0	0	0	0	0	0	0	0	0
12:45	0	0	0	0	0	0	0	0	0
H/TOT	0	0	0	0	0	0	0	0	0
13:00	0	0	0	0	0	0	0	0	0
13:15	0	0	0	0	0	0	0	0	0
13:30	0	0	0	0	0	0	0	0	0
13:45	0	0	0	0	0	0	0	0	0
H/TOT	0	0	0	0	0	0	0	0	0
14:00	0	0	0	0	0	0	0	0	0
14:15	0	0	0	0	0	0	0	0	0
14:30	0	0	0	0	0	0	0	0	0
14:45	0	0	0	0	0	0	0	0	0
H/TOT	0	0	0	0	0	0	0	0	0
15:00	0	0	0	0	0	0	0	0	0
15:15	0	0	0	0	0	0	0	0	0
15:30	0	0	0	0	0	0	0	0	0
15:45	0	0	0	0	0	0	0	0	0
H/TOT	0	0	0	0	0	0	0	0	0
16:00	0	0	0	0	0	0	0	0	0
16:15	0	0	0	0	0	0	0	0	0
16:30	0	0	0	0	0	0	0	0	0
16:45	1	0	0	0	0	0	0	1	1
H/TOT	1	0	0	0	0	0	0	1	1
17:00	0	0	0	0	0	0	0	0	0
17:15	0	0	0	0	0	0	0	0	0
17:30	0	0	0	0	0	0	0	0	0
17:45	0	0	0	0	0	0	0	0	0
H/TOT	0	0	0	0	0	0	0	0	0
18:00	1	0	0	0	0	0	0	1	1
18:15	0	0	0	0	0	0	0	0	0
18:30	1	0	0	0	0	0	0	1	1
18:45	0	0	0	0	0	0	0	0	0
P/TOT	2	0	0	0	0	0	0	2	2
P/TOT	6	1	0	0	0	0	0	7	7



SITE: B

DATE: 04/10/2016

LOCATION: Crossfield Road / Lancaster Grove

DAY: Tuesday

TIME	TO ARM A								TOT	PCU's	FROM ARM A								TOT	PCU's
	CAR	LGV	OGV1	OGV2	PSV	MCL	PCL	CAR			LGV	OGV1	OGV2	PSV	MCL	PCL				
07:00	2	0	0	0	0	0	0	2	2	5	1	0	0	0	0	1	7	6.2		
07:15	1	0	0	0	0	0	0	1	1	4	4	0	0	0	0	0	8	8		
07:30	6	1	0	0	0	0	0	7	7	12	1	0	0	0	0	2	15	13.4		
07:45	7	0	0	0	0	0	1	8	7.2	30	1	0	0	0	1	2	34	31.8		
H/TOT	16	1	0	0	0	0	1	18	17.2	51	7	0	0	0	1	5	64	59.4		
08:00	11	2	1	0	0	0	0	14	14.5	40	2	0	0	0	0	4	46	42.8		
08:15	21	0	0	0	0	0	2	23	21.4	19	2	2	0	0	1	4	28	25.2		
08:30	10	2	3	0	0	2	5	22	18.3	11	4	0	0	0	0	4	19	15.8		
08:45	1	1	0	0	0	0	2	4	2.4	6	4	0	0	0	3	1	14	11.4		
H/TOT	43	5	4	0	0	2	9	63	56.6	76	12	2	0	0	4	13	107	95.2		
09:00	1	0	0	0	1	1	0	3	3.4	8	2	0	0	0	0	4	14	10.8		
09:15	5	1	1	0	0	0	0	7	7.5	6	4	1	0	0	0	1	12	11.7		
09:30	9	0	0	0	0	0	1	10	9.2	5	3	1	0	0	0	3	12	10.1		
09:45	12	2	1	0	0	0	1	16	15.7	13	1	1	0	0	1	1	17	16.1		
H/TOT	27	3	2	0	1	1	2	36	35.8	32	10	3	0	0	1	9	55	48.7		
10:00	5	0	0	0	0	0	0	5	5	8	3	2	0	1	1	3	18	17		
10:15	3	4	1	0	0	1	1	10	9.1	4	3	0	0	0	1	0	8	7.4		
10:30	4	4	0	0	0	0	0	8	8	2	2	0	0	0	1	3	8	5		
10:45	4	1	1	0	0	0	0	6	6.5	6	2	0	0	0	0	0	8	8		
H/TOT	16	9	2	0	0	1	1	29	28.6	20	10	2	0	1	3	6	42	37.4		
11:00	4	0	1	0	0	1	0	6	5.9	9	2	1	0	0	0	0	12	12.5		
11:15	7	0	1	0	0	1	0	9	8.9	4	1	1	0	0	0	0	6	6.5		
11:30	6	0	0	0	0	2	1	9	7	6	1	0	0	0	2	1	10	8		
11:45	3	1	1	0	0	2	2	9	6.7	9	0	1	0	0	0	0	10	10.5		
H/TOT	20	1	3	0	0	6	3	33	28.5	28	4	3	0	0	2	1	38	37.5		
12:00	10	3	2	0	0	0	0	15	16	9	0	0	0	0	0	1	10	9.2		
12:15	3	1	0	0	0	0	0	4	4	8	2	1	0	0	0	0	11	11.5		
12:30	9	1	1	0	0	0	0	11	11.5	7	0	1	0	0	1	0	9	8.9		
12:45	9	2	0	0	0	0	1	12	11.2	3	1	0	0	0	0	0	4	4		
H/TOT	31	7	3	0	0	0	1	42	42.7	27	3	2	0	0	1	1	34	33.6		
13:00	6	0	0	0	0	1	1	8	6.6	1	0	2	0	0	2	0	5	4.8		
13:15	8	1	0	0	0	1	0	10	9.4	2	3	0	0	0	0	1	6	5.2		
13:30	7	2	1	0	0	1	1	12	11.1	4	0	0	0	0	1	0	5	4.4		
13:45	5	2	0	0	0	1	0	8	7.4	5	0	1	0	0	0	0	6	6.5		
H/TOT	26	5	1	0	0	4	2	38	34.5	12	3	3	0	0	3	1	22	20.9		
14:00	5	1	0	0	0	1	1	8	6.6	7	0	0	0	0	0	1	8	7.2		
14:15	1	4	0	0	0	0	2	7	5.4	5	0	0	0	0	1	0	6	5.4		
14:30	8	2	0	0	0	0	1	11	10.2	4	2	1	0	0	2	1	10	8.5		
14:45	4	0	0	0	0	0	0	4	4	6	2	0	0	0	0	2	10	8.4		
H/TOT	18	7	0	0	0	1	4	30	26.2	22	4	1	0	0	3	4	34	29.5		
15:00	4	0	0	0	0	3	1	8	5.4	13	2	0	0	0	0	0	15	15		
15:15	9	5	1	0	0	1	1	17	16.1	5	1	0	0	0	1	1	8	6.6		
15:30	12	2	0	0	0	1	3	18	15	11	1	0	0	0	3	0	15	13.2		
15:45	16	4	0	0	0	0	1	21	20.2	20	1	0	0	0	0	0	21	21		
H/TOT	41	11	1	0	0	5	6	64	56.7	49	5	0	0	0	4	1	59	55.8		
16:00	16	3	0	0	0	0	0	19	19	24	0	0	0	0	0	0	24	24		
16:15	12	6	0	0	0	0	0	18	18	11	2	0	0	0	1	2	16	13.8		
16:30	8	0	0	0	0	0	0	8	8	11	0	0	0	0	2	1	14	12		
16:45	17	0	1	0	0	1	2	21	19.3	18	0	1	0	0	0	3	22	20.1		
H/TOT	53	9	1	0	0	1	2	66	64.3	64	2	1	0	0	3	6	76	69.9		
17:00	8	1	0	0	0	3	2	14	10.6	4	0	2	0	0	1	0	7	7.4		
17:15	8	1	0	0	0	2	2	13	10.2	12	0	1	0	0	0	1	14	13.7		
17:30	14	0	0	0	0	0	4	18	14.8	3	2	0	0	0	0	1	6	5.2		
17:45	12	1	0	0	0	0	2	15	13.4	13	2	0	0	0	2	1	18	16		
H/TOT	42	3	0	0	0	5	10	60	49	32	4	3	0	0	3	3	45	42.3		
18:00	14	0	0	0	0	1	4	19	15.2	7	0	1	0	0	2	0	10	9.3		
18:15	15	4	0	0	0	1	4	24	20.2	11	1	0	0	0	0	0	12	12		
18:30	11	0	0	0	0	0	2	13	11.4	10	0	1	0	0	0	0	11	11.5		
18:45	9	0	0	0	0	1	0	10	9.4	11	2	1	0	0	0	0	14	14.5		
P/TOT	49	4	0	0	0	3	10	66	56.2	39	3	3	0	0	2	0	47	47.3		
P/TOT	382	65	17	0	1	29	51	545	496.3	452	67	23	0	1	30	50	623	577.5		



SITE: B

DATE: 04/10/2016

LOCATION: Crossfield Road / Lancaster Grove

DAY: Tuesday

TIME	TO ARM B								TOT	PCU's	FROM ARM B								TOT	PCU's
	CAR	LGV	OGV1	OGV2	PSV	MCL	PCL	CAR			LGV	OGV1	OGV2	PSV	MCL	PCL				
07:00	2	2	0	0	0	0	1	5	4.2	2	0	0	0	0	0	1	3	2.2		
07:15	2	1	0	0	0	0	0	3	3	1	0	0	0	0	0	1	2	1.2		
07:30	4	1	0	0	0	0	2	7	5.4	5	1	1	0	0	0	0	7	7.5		
07:45	9	1	0	0	0	0	2	12	10.4	7	0	0	0	0	1	2	10	7.8		
H/TOT	17	5	0	0	0	0	5	27	23	15	1	1	0	0	1	4	22	18.7		
08:00	6	2	0	0	0	0	4	12	8.8	20	2	0	0	0	0	0	22	22		
08:15	10	2	2	0	0	1	4	19	16.2	17	0	0	0	0	0	2	19	17.4		
08:30	8	3	0	0	0	0	2	13	11.4	10	2	2	0	0	2	5	21	16.8		
08:45	1	1	0	0	0	3	1	6	3.4	1	0	0	0	0	0	2	3	1.4		
H/TOT	25	8	2	0	0	4	11	50	39.8	48	4	2	0	0	2	9	65	57.6		
09:00	2	1	0	0	0	0	3	6	3.6	3	0	0	0	1	1	0	5	5.4		
09:15	3	2	1	0	0	0	1	7	6.7	3	0	1	0	0	0	0	4	4.5		
09:30	4	2	0	0	0	0	3	9	6.6	11	0	0	0	0	0	1	12	11.2		
09:45	6	1	1	0	0	1	1	10	9.1	10	2	1	0	0	0	1	14	13.7		
H/TOT	15	6	2	0	0	1	8	32	26	27	2	2	0	1	1	2	35	34.8		
10:00	4	1	0	0	0	1	2	8	5.8	6	1	0	0	0	0	0	7	7		
10:15	1	4	0	0	0	1	0	6	5.4	2	2	1	0	0	1	1	7	6.1		
10:30	2	2	0	0	0	1	3	8	5	4	3	0	0	0	0	0	7	7		
10:45	1	1	1	0	0	0	0	3	3.5	2	1	1	0	0	0	0	4	4.5		
H/TOT	8	8	1	0	0	3	5	25	19.7	14	7	2	0	0	1	1	25	24.6		
11:00	7	0	0	0	0	0	0	7	7	6	0	1	0	0	0	0	7	7.5		
11:15	7	2	1	0	0	0	0	10	10.5	10	1	1	0	0	1	0	13	12.9		
11:30	3	1	0	0	0	1	1	6	4.6	6	0	1	0	0	1	1	9	8.1		
11:45	5	0	1	0	0	0	0	6	6.5	3	3	1	0	0	2	2	11	8.7		
H/TOT	22	3	2	0	0	1	1	29	28.6	25	4	4	0	0	4	3	40	37.2		
12:00	5	0	0	0	0	0	1	6	5.2	7	3	1	0	0	0	0	11	11.5		
12:15	6	2	1	0	0	0	0	9	9.5	3	1	0	0	0	0	0	4	4		
12:30	6	0	0	0	0	1	0	7	6.4	8	1	1	0	0	0	0	10	10.5		
12:45	2	0	0	0	0	0	0	2	2	8	4	0	0	0	0	1	13	12.2		
H/TOT	19	2	1	0	0	1	1	24	23.1	26	9	2	0	0	0	1	38	38.2		
13:00	0	1	1	0	0	1	0	3	2.9	7	0	0	0	0	1	1	9	7.6		
13:15	1	2	0	0	0	0	1	4	3.2	9	0	0	0	0	1	1	11	9.6		
13:30	3	0	0	0	0	0	0	3	3	4	2	1	0	0	1	1	9	8.1		
13:45	4	0	0	0	0	0	0	4	4	4	1	0	0	0	1	0	6	5.4		
H/TOT	8	3	1	0	0	1	1	14	13.1	24	3	1	0	0	4	3	35	30.7		
14:00	5	0	0	0	0	0	1	6	5.2	2	2	0	0	0	1	1	6	4.6		
14:15	4	0	0	0	0	1	0	5	4.4	1	3	0	0	0	0	2	6	4.4		
14:30	2	2	0	0	0	2	1	7	5	5	3	0	0	0	0	1	9	8.2		
14:45	5	2	0	0	0	0	3	10	7.6	4	1	0	0	0	0	0	5	5		
H/TOT	16	4	0	0	0	3	5	28	22.2	12	9	0	0	0	1	4	26	22.2		
15:00	3	1	0	0	0	0	0	4	4	6	0	0	0	0	2	1	9	7		
15:15	1	0	0	0	0	1	1	3	1.6	12	3	1	0	0	1	1	18	17.1		
15:30	3	0	0	0	0	3	0	6	4.2	12	3	0	0	0	1	3	19	16		
15:45	8	1	0	0	0	0	0	9	9	23	3	0	0	0	0	1	27	26.2		
H/TOT	15	2	0	0	0	4	1	22	18.8	53	9	1	0	0	4	6	73	66.3		
16:00	6	0	0	0	0	0	0	6	6	15	2	1	0	0	0	0	18	18.5		
16:15	4	1	0	0	0	1	1	7	5.6	11	5	0	0	0	1	1	18	16.6		
16:30	4	0	0	0	0	1	1	6	4.6	9	0	0	0	0	0	0	9	9		
16:45	4	0	1	0	0	0	1	6	5.7	16	0	1	0	0	1	2	20	18.3		
H/TOT	18	1	1	0	0	2	3	25	21.9	51	7	2	0	0	2	3	65	62.4		
17:00	1	0	2	0	0	1	0	4	4.4	7	1	0	0	0	3	2	13	9.6		
17:15	4	0	1	0	0	0	1	6	5.7	6	1	0	0	0	2	2	11	8.2		
17:30	2	1	0	0	0	0	3	6	3.6	9	0	0	0	0	0	4	13	9.8		
17:45	8	1	1	0	0	1	1	12	11.1	12	1	0	0	0	0	2	15	13.4		
H/TOT	15	2	4	0	0	2	5	28	24.8	34	3	0	0	0	5	10	52	41		
18:00	5	0	0	0	0	0	0	5	5	11	0	0	0	0	0	4	15	11.8		
18:15	6	1	0	0	0	0	0	7	7	9	5	0	0	0	1	4	19	15.2		
18:30	8	0	0	0	0	0	0	8	8	8	0	0	0	0	0	2	10	8.4		
18:45	11	1	1	0	0	0	1	14	13.7	6	0	0	0	0	1	0	7	6.4		
P/TOT	30	2	1	0	0	0	1	34	33.7	34	5	0	0	0	2	10	51	41.8		
P/TOT	208	46	15	0	0	22	47	338	294.7	363	63	17	0	1	27	56	527	475.5		



SITE: B

DATE: 04/10/2016

LOCATION: Crossfield Road / Lancaster Grove

DAY: Tuesday

TIME	TO ARM C								TOT	PCU's	FROM ARM C								TOT	PCU's
	CAR	LGV	OGV1	OGV2	PSV	MCL	PCL	CAR			LGV	OGV1	OGV2	PSV	MCL	PCL				
07:00	4	0	0	0	0	0	1	5	4.2	1	1	0	0	0	0	0	2	2		
07:15	3	3	0	0	0	0	1	7	6.2	1	0	0	0	0	0	0	1	1		
07:30	9	0	1	0	0	0	0	10	10.5	2	0	0	0	0	0	0	2	2		
07:45	25	1	0	0	0	2	1	29	27	4	1	0	0	0	0	0	5	5		
H/TOT	41	4	1	0	0	2	3	51	47.9	8	2	0	0	0	0	0	10	10		
08:00	43	0	0	0	0	0	0	43	43	0	0	1	0	0	0	0	1	1.5		
08:15	19	0	0	0	0	0	0	19	19	14	0	0	0	0	0	0	14	14		
08:30	6	2	0	0	0	0	2	10	8.4	3	1	1	0	0	0	0	5	5.5		
08:45	6	3	0	0	0	0	0	9	9	1	1	0	0	0	0	0	2	2		
H/TOT	74	5	0	0	0	0	2	81	79.4	18	2	2	0	0	0	0	22	23		
09:00	8	1	0	0	0	0	1	10	9.2	0	0	0	0	0	0	0	0	0		
09:15	3	2	0	0	0	0	0	5	5	2	1	0	0	0	0	0	3	3		
09:30	7	1	1	0	0	0	0	9	9.5	4	0	0	0	0	0	0	4	4		
09:45	9	0	0	0	0	0	0	9	9	4	0	0	0	0	0	0	4	4		
H/TOT	27	4	1	0	0	0	1	33	32.7	10	1	0	0	0	0	0	11	11		
10:00	6	4	2	0	1	0	1	14	15.2	1	1	0	0	0	0	0	2	2		
10:15	3	0	0	0	0	0	0	3	3	1	3	0	0	0	0	0	4	4		
10:30	1	0	0	0	0	0	0	1	1	1	1	0	0	0	0	0	2	2		
10:45	4	1	0	0	0	0	0	5	5	1	0	1	0	0	0	0	2	2.5		
H/TOT	14	5	2	0	1	0	1	23	24.2	4	5	1	0	0	0	0	10	10.5		
11:00	7	2	1	0	0	0	0	10	10.5	3	0	0	0	0	1	0	4	3.4		
11:15	7	1	1	0	0	0	0	9	9.5	7	1	1	0	0	0	0	9	9.5		
11:30	4	0	1	0	0	0	0	5	5.5	1	0	0	0	0	0	0	1	1		
11:45	5	2	0	0	0	0	0	7	7	1	0	0	0	0	0	0	1	1		
H/TOT	23	5	3	0	0	0	0	31	32.5	12	1	1	0	0	1	0	15	14.9		
12:00	4	1	0	0	0	0	0	5	5	3	1	1	0	0	0	0	5	5.5		
12:15	4	0	0	0	0	0	0	4	4	2	0	0	0	0	0	0	2	2		
12:30	5	0	1	0	0	0	0	6	6.5	5	0	0	0	0	0	0	5	5		
12:45	3	3	0	0	0	0	0	6	6	3	0	0	0	0	0	0	3	3		
H/TOT	16	4	1	0	0	0	0	21	21.5	13	1	1	0	0	0	0	15	15.5		
13:00	3	0	1	0	0	1	0	5	4.9	1	1	0	0	0	0	0	2	2		
13:15	6	1	0	0	0	0	1	8	7.2	4	1	0	0	0	0	0	5	5		
13:30	2	0	0	0	0	1	0	3	2.4	4	0	0	0	0	0	0	4	4		
13:45	3	0	1	0	0	0	0	4	4.5	3	1	0	0	0	0	0	4	4		
H/TOT	14	1	2	0	0	2	1	20	19	12	3	0	0	0	0	0	15	15		
14:00	2	1	0	0	0	0	0	3	3	3	0	0	0	0	0	0	3	3		
14:15	2	0	0	0	0	0	0	2	2	1	1	0	0	0	0	0	2	2		
14:30	2	2	1	0	0	0	0	5	5.5	3	1	0	0	0	0	0	4	4		
14:45	3	1	0	0	0	0	0	4	4	2	0	0	0	0	0	1	3	2.2		
H/TOT	9	4	1	0	0	0	0	14	14.5	9	2	0	0	0	0	1	12	11.2		
15:00	13	1	0	0	0	0	0	14	14	1	0	0	0	0	1	0	2	1.4		
15:15	9	0	0	0	0	0	0	9	9	2	1	0	0	0	0	0	3	3		
15:30	13	2	0	0	0	0	0	15	15	5	0	0	0	0	0	0	5	5		
15:45	22	0	0	0	0	0	0	22	22	3	1	0	0	0	0	0	4	4		
H/TOT	57	3	0	0	0	0	0	60	60	11	2	0	0	0	1	0	14	13.4		
16:00	23	0	1	0	0	0	0	24	24.5	6	1	0	0	0	0	0	7	7		
16:15	9	0	0	0	0	2	2	13	10.2	3	0	0	0	0	1	0	4	3.4		
16:30	11	0	0	0	0	1	0	12	11.4	3	0	0	0	0	0	0	3	3		
16:45	17	0	0	0	0	0	2	19	17.4	4	0	0	0	0	0	0	4	4		
H/TOT	60	0	1	0	0	3	4	68	63.5	16	1	0	0	0	1	0	18	17.4		
17:00	5	0	0	0	0	0	0	5	5	3	0	0	0	0	0	0	3	3		
17:15	9	0	0	0	0	0	0	9	9	3	0	0	0	0	0	0	3	3		
17:30	2	1	0	0	0	0	0	3	3	6	0	0	0	0	0	2	8	6.4		
17:45	9	1	0	0	0	1	0	11	10.4	4	0	1	0	0	0	0	5	5.5		
H/TOT	25	2	0	0	0	1	0	28	27.4	16	0	1	0	0	0	2	19	17.9		
18:00	7	0	1	0	0	1	0	9	8.9	8	0	0	0	0	0	0	8	8		
18:15	4	1	0	0	0	0	0	5	5	5	0	0	0	0	0	0	5	5		
18:30	4	0	1	0	0	0	0	5	5.5	5	0	0	0	0	0	0	5	5		
18:45	5	1	0	0	0	0	0	6	6	8	0	0	0	0	0	1	9	8.2		
P/TOT	20	2	2	0	0	1	0	25	25.4	26	0	0	0	0	0	1	27	26.2		
P/TOT	380	39	14	0	1	9	12	455	448	155	20	6	0	0	3	4	188	186		



SITE: B

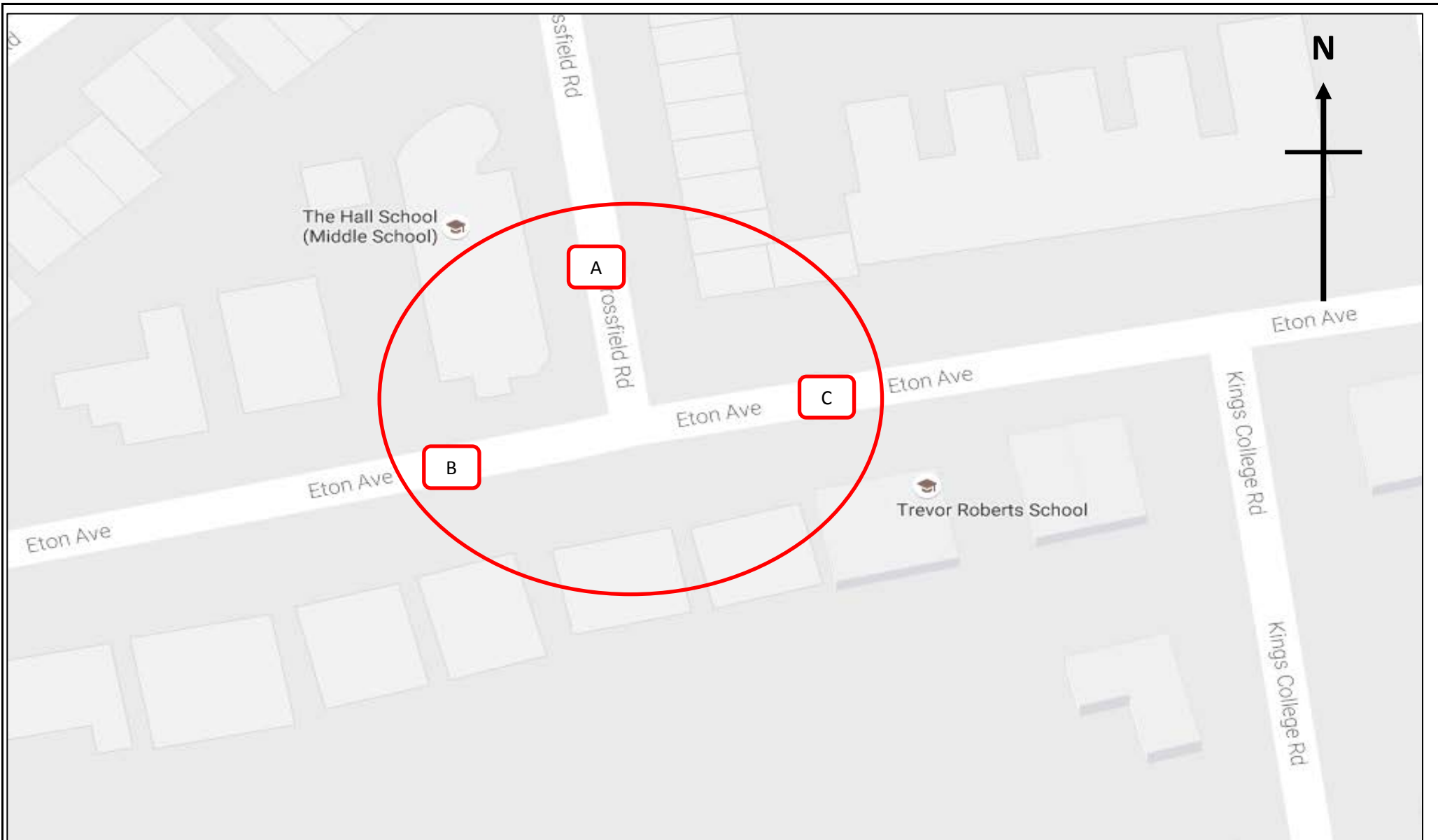
DATE: 04/10/2016

LOCATION: Crossfield Road / Lancaster Grove

DAY: Tuesday

TIME	JUNCTION TOTAL							TOT	PCU's
	CAR	LGV	OGV1	OGV2	PSV	MCL	PCL		
07:00	8	2	0	0	0	0	2	12	10.4
07:15	6	4	0	0	0	0	1	11	10.2
07:30	19	2	1	0	0	0	2	24	22.9
07:45	41	2	0	0	0	2	4	49	44.6
H/TOT	74	10	1	0	0	2	9	96	88.1
08:00	60	4	1	0	0	0	4	69	66.3
08:15	50	2	2	0	0	1	6	61	56.6
08:30	24	7	3	0	0	2	9	45	38.1
08:45	8	5	0	0	0	3	3	19	14.8
H/TOT	142	18	6	0	0	6	22	194	175.8
09:00	11	2	0	0	1	1	4	19	16.2
09:15	11	5	2	0	0	0	1	19	19.2
09:30	20	3	1	0	0	0	4	28	25.3
09:45	27	3	2	0	0	1	2	35	33.8
H/TOT	69	13	5	0	1	2	11	101	94.5
10:00	15	5	2	0	1	1	3	27	26
10:15	7	8	1	0	0	2	1	19	17.5
10:30	7	6	0	0	0	1	3	17	14
10:45	9	3	2	0	0	0	0	14	15
H/TOT	38	22	5	0	1	4	7	77	72.5
11:00	18	2	2	0	0	1	0	23	23.4
11:15	21	3	3	0	0	1	0	28	28.9
11:30	13	1	1	0	0	3	2	20	17.1
11:45	13	3	2	0	0	2	2	22	20.2
H/TOT	65	9	8	0	0	7	4	93	89.6
12:00	19	4	2	0	0	0	1	26	26.2
12:15	13	3	1	0	0	0	0	17	17.5
12:30	20	1	2	0	0	1	0	24	24.4
12:45	14	5	0	0	0	0	1	20	19.2
H/TOT	66	13	5	0	0	1	2	87	87.3
13:00	9	1	2	0	0	3	1	16	14.4
13:15	15	4	0	0	0	1	2	22	19.8
13:30	12	2	1	0	0	2	1	18	16.5
13:45	12	2	1	0	0	1	0	16	15.9
H/TOT	48	9	4	0	0	7	4	72	66.6
14:00	12	2	0	0	0	1	2	17	14.8
14:15	7	4	0	0	0	1	2	14	11.8
14:30	12	6	1	0	0	2	2	23	20.7
14:45	12	3	0	0	0	0	3	18	15.6
H/TOT	43	15	1	0	0	4	9	72	62.9
15:00	20	2	0	0	0	3	1	26	23.4
15:15	19	5	1	0	0	2	2	29	26.7
15:30	28	4	0	0	0	4	3	39	34.2
15:45	46	5	0	0	0	0	1	52	51.2
H/TOT	113	16	1	0	0	9	7	146	135.5
16:00	45	3	1	0	0	0	0	49	49.5
16:15	25	7	0	0	0	3	3	38	33.8
16:30	23	0	0	0	0	2	1	26	24
16:45	38	0	2	0	0	1	5	46	42.4
H/TOT	131	10	3	0	0	6	9	159	149.7
17:00	14	1	2	0	0	4	2	23	20
17:15	21	1	1	0	0	2	3	28	24.9
17:30	18	2	0	0	0	0	7	27	21.4
17:45	29	3	1	0	0	2	3	38	34.9
H/TOT	82	7	4	0	0	8	15	116	101.2
18:00	26	0	1	0	0	2	4	33	29.1
18:15	25	6	0	0	0	1	4	36	32.2
18:30	23	0	1	0	0	0	2	26	24.9
18:45	25	2	1	0	0	1	1	30	29.1
P/TOT	99	8	3	0	0	4	11	125	115.3
P/TOT	970	150	46	0	2	60	110	1338	1239

PEAK HOUR CALCULATION	TOT	PCU's
07:00 to 08:00	96	88.1
07:15 to 08:15	153	144
07:30 to 08:30	203	190.4
07:45 to 08:45	224	205.6
08:00 to 09:00	194	175.8
08:15 to 09:15	144	125.7
08:30 to 09:30	102	88.3
08:45 to 09:45	85	75.5
09:00 to 10:00	101	94.5
09:15 to 10:15	109	104.3
09:30 to 10:30	109	102.6
09:45 to 10:45	98	91.3
10:00 to 11:00	77	72.5
10:15 to 11:15	73	69.9
10:30 to 11:30	82	81.3
10:45 to 11:45	85	84.4
A.M. Peak	224	205.6
11:00 to 12:00	93	89.6
11:15 to 12:15	96	92.4
11:30 to 12:30	85	81
11:45 to 12:45	89	88.3
12:00 to 13:00	87	87.3
12:15 to 13:15	77	75.5
12:30 to 13:30	82	77.8
12:45 to 13:45	76	69.9
13:00 to 14:00	72	66.6
13:15 to 14:15	73	67
13:30 to 14:30	65	59
13:45 to 14:45	70	63.2
14:00 to 15:00	72	62.9
14:15 to 15:15	81	71.5
14:30 to 15:30	96	86.4
14:45 to 15:45	112	99.9
Inter Peak	112	99.9
15:00 to 16:00	146	135.5
15:15 to 16:15	169	161.6
15:30 to 16:30	178	168.7
15:45 to 16:45	165	158.5
16:00 to 17:00	159	149.7
16:15 to 17:15	133	120.2
16:30 to 17:30	123	111.3
16:45 to 17:45	124	108.7
17:00 to 18:00	116	101.2
17:15 to 18:15	126	110.3
17:30 to 18:30	134	117.6
17:45 to 18:45	133	121.1
18:00 to 19:00	125	115.3
P.M. Peak	178	168.7



	Site / Location:	Site C, Eton Avenue/Crossfield Road	Project No:	6755	Drawing No:	6755-03	Drawn By:	SR
	Survey Date:	Tuesday 4th October 2016	Project Name:		Crossfield Road, Belsize			
	Survey Times:	07:00 to 19:00	Drawing Title:		Site Layout and Observed Movements			



SITE: C

DATE: 04/10/2016

LOCATION: Eton Avenue/Crossfield Road

DAY: Tuesday

TIME	A to C								TOT	PCU's	A to B								TOT	PCU's
	CAR	LGV	OGV1	OGV2	PSV	MCL	PCL	CAR			LGV	OGV1	OGV2	PSV	MCL	PCL				
07:00	0	0	0	0	0	0	0	0	0	0	2	0	0	0	0	0	0	2	2	
07:15	1	0	0	0	0	0	0	1	1	1	0	3	0	0	0	0	0	3	3	
07:30	4	0	0	0	0	0	0	4	4	4	4	0	1	0	0	0	0	5	5.5	
07:45	15	1	0	0	0	1	1	18	16.6	8	0	0	0	0	1	0	9	8.4		
H/TOT	20	1	0	0	0	1	1	23	21.6	14	3	1	0	0	1	0	19	18.9		
08:00	25	0	0	0	0	0	0	25	25	14	0	0	0	0	0	1	15	14.2		
08:15	17	0	0	0	0	0	0	17	17	7	0	0	0	0	0	0	7	7		
08:30	3	0	0	0	0	0	1	4	3.2	4	1	0	0	0	0	1	6	5.2		
08:45	5	1	0	0	0	0	0	6	6	3	0	0	0	0	0	0	3	3		
H/TOT	50	1	0	0	0	0	1	52	51.2	28	1	0	0	0	0	2	31	29.4		
09:00	4	1	0	0	0	0	0	5	5	2	1	0	0	0	0	0	3	3		
09:15	1	3	0	0	0	0	1	5	4.2	2	1	0	0	0	0	0	3	3		
09:30	3	0	0	0	0	0	0	3	3	2	0	0	0	0	0	0	2	2		
09:45	2	0	0	0	0	0	0	2	2	5	1	0	0	0	0	0	6	6		
H/TOT	10	4	0	0	0	0	1	15	14.2	11	3	0	0	0	0	0	14	14		
10:00	5	2	2	0	1	0	0	10	12	2	1	0	0	0	0	1	4	3.2		
10:15	3	0	0	0	0	0	0	3	3	0	0	0	0	0	0	0	0	0		
10:30	0	0	1	0	0	0	0	1	1.5	1	0	0	0	0	0	0	1	1		
10:45	2	0	0	0	0	0	0	2	2	1	1	0	0	0	0	0	2	2		
H/TOT	10	2	3	0	1	0	0	16	18.5	4	2	0	0	0	0	1	7	6.2		
11:00	1	1	0	0	0	0	0	2	2	7	1	1	0	0	0	0	9	9.5		
11:15	3	1	0	0	0	0	0	4	4	4	0	1	0	0	0	0	5	5.5		
11:30	2	0	0	0	0	0	0	2	2	1	1	1	0	0	0	0	3	3.5		
11:45	1	0	0	0	0	0	0	1	1	5	2	0	0	0	0	0	7	7		
H/TOT	7	2	0	0	0	0	0	9	9	17	4	3	0	0	0	0	24	25.5		
12:00	3	1	0	0	0	0	0	4	4	3	0	0	0	0	0	0	3	3		
12:15	4	0	0	0	0	0	0	4	4	0	0	0	0	0	0	0	0	0		
12:30	3	0	1	0	0	0	0	4	4.5	1	0	0	0	0	0	0	1	1		
12:45	2	0	0	0	0	0	0	2	2	2	2	0	0	0	0	0	4	4		
H/TOT	12	1	1	0	0	0	0	14	14.5	6	2	0	0	0	0	0	8	8		
13:00	1	0	1	0	0	0	0	2	2.5	2	0	0	0	0	1	0	3	2.4		
13:15	3	1	0	0	0	0	1	5	4.2	3	0	0	0	0	0	0	3	3		
13:30	1	0	0	0	0	1	0	2	1.4	1	0	0	0	0	0	0	1	1		
13:45	2	0	0	0	0	0	0	2	2	0	0	1	0	0	0	0	1	1.5		
H/TOT	7	1	1	0	0	1	1	11	10.1	6	0	1	0	0	1	0	8	7.9		
14:00	1	1	0	0	0	0	0	2	2	2	0	0	0	0	0	0	2	2		
14:15	0	0	0	0	0	0	0	0	0	2	1	0	0	0	0	0	3	3		
14:30	2	0	0	0	0	0	0	2	2	0	1	0	0	0	0	0	1	1		
14:45	2	1	0	0	0	0	0	3	3	2	0	1	0	0	0	0	3	3.5		
H/TOT	5	2	0	0	0	0	0	7	7	6	2	1	0	0	0	0	9	9.5		
15:00	6	0	0	0	0	0	0	6	6	3	1	0	0	0	0	0	4	4		
15:15	2	0	0	0	0	0	1	3	2.2	3	0	0	0	0	0	1	4	3.2		
15:30	2	3	0	0	0	0	0	5	5	2	0	0	0	0	0	0	2	2		
15:45	12	0	0	0	0	0	0	12	12	13	0	0	0	0	0	0	13	13		
H/TOT	22	3	0	0	0	0	1	26	25.2	21	1	0	0	0	0	1	23	22.2		
16:00	20	0	1	0	0	0	0	21	21.5	11	0	0	0	0	0	0	11	11		
16:15	5	0	0	0	0	1	1	7	5.6	2	0	0	0	0	1	1	4	2.6		
16:30	10	0	0	0	0	0	1	11	10.2	2	0	0	0	0	1	0	3	2.4		
16:45	4	0	0	0	0	0	0	4	4	1	0	0	0	0	0	1	2	1.2		
H/TOT	39	0	1	0	0	1	2	43	41.3	16	0	0	0	0	2	2	20	17.2		
17:00	11	0	0	0	0	0	0	11	11	5	0	0	0	0	0	0	5	5		
17:15	3	0	0	0	0	0	1	4	3.2	4	0	0	0	0	0	0	4	4		
17:30	1	1	0	0	0	0	1	3	2.2	1	0	0	0	0	0	0	1	1		
17:45	5	0	0	0	0	1	0	6	5.4	2	0	0	0	0	0	0	2	2		
H/TOT	20	1	0	0	0	1	2	24	21.8	12	0	0	0	0	0	0	12	12		
18:00	2	0	1	0	0	0	0	3	3.5	3	0	0	0	0	0	0	3	3		
18:15	1	0	0	0	0	0	0	1	1	3	0	0	0	0	0	0	3	3		
18:30	2	0	1	0	0	0	0	3	3.5	0	0	0	0	0	0	0	0	0		
18:45	2	0	0	0	0	0	1	3	2.2	3	0	0	0	0	0	0	3	3		
H/TOT	7	0	2	0	0	0	1	10	10.2	9	0	0	0	0	0	0	9	9		
P/TOT	209	18	8	0	1	4	10	250	244.6	150	18	6	0	0	4	6	184	179.8		



SITE: C

DATE: 04/10/2016

LOCATION: Eton Avenue/Crossfield Road

DAY: Tuesday

TIME	A to A							TOT	PCU's
	CAR	LGV	OGV1	OGV2	PSV	MCL	PCL		
07:00	0	0	0	0	0	0	0	0	0
07:15	0	0	0	0	0	0	0	0	0
07:30	0	0	0	0	0	0	0	0	0
07:45	0	0	0	0	0	0	0	0	0
H/TOT	0	0	0	0	0	0	0	0	0
08:00	0	0	0	0	0	0	0	0	0
08:15	0	0	0	0	0	0	0	0	0
08:30	0	0	0	0	0	0	0	0	0
08:45	0	0	0	0	0	0	0	0	0
H/TOT	0	0	0	0	0	0	0	0	0
09:00	0	0	0	0	0	0	0	0	0
09:15	0	0	0	0	0	0	0	0	0
09:30	0	0	0	0	0	0	0	0	0
09:45	0	0	0	0	0	0	0	0	0
H/TOT	0	0	0	0	0	0	0	0	0
10:00	0	0	0	0	0	0	0	0	0
10:15	0	0	0	0	0	0	0	0	0
10:30	0	0	0	0	0	0	0	0	0
10:45	0	0	0	0	0	0	0	0	0
H/TOT	0	0	0	0	0	0	0	0	0
11:00	0	0	0	0	0	0	0	0	0
11:15	0	0	0	0	0	0	0	0	0
11:30	0	0	0	0	0	0	0	0	0
11:45	0	0	0	0	0	0	0	0	0
H/TOT	0	0	0	0	0	0	0	0	0
12:00	0	0	0	0	0	0	0	0	0
12:15	0	0	0	0	0	0	0	0	0
12:30	0	0	0	0	0	0	0	0	0
12:45	0	0	0	0	0	0	0	0	0
H/TOT	0	0	0	0	0	0	0	0	0
13:00	0	0	0	0	0	0	0	0	0
13:15	0	0	0	0	0	0	0	0	0
13:30	0	0	0	0	0	0	0	0	0
13:45	0	0	0	0	0	0	0	0	0
H/TOT	0	0	0	0	0	0	0	0	0
14:00	0	0	0	0	0	0	0	0	0
14:15	0	0	0	0	0	0	0	0	0
14:30	0	0	0	0	0	0	0	0	0
14:45	0	0	0	0	0	0	0	0	0
H/TOT	0	0	0	0	0	0	0	0	0
15:00	0	0	0	0	0	0	0	0	0
15:15	0	0	0	0	0	0	0	0	0
15:30	0	0	0	0	0	0	0	0	0
15:45	0	0	0	0	0	0	0	0	0
H/TOT	0	0	0	0	0	0	0	0	0
16:00	0	0	0	0	0	0	0	0	0
16:15	0	0	0	0	0	0	0	0	0
16:30	0	0	0	0	0	0	0	0	0
16:45	0	0	0	0	0	0	0	0	0
H/TOT	0	0	0	0	0	0	0	0	0
17:00	0	0	0	0	0	0	0	0	0
17:15	0	0	0	0	0	0	0	0	0
17:30	0	0	0	0	0	0	0	0	0
17:45	0	0	0	0	0	0	0	0	0
H/TOT	0	0	0	0	0	0	0	0	0
18:00	0	0	0	0	0	0	0	0	0
18:15	0	0	0	0	0	0	0	0	0
18:30	0	0	0	0	0	0	0	0	0
18:45	0	0	0	0	0	0	0	0	0
P/TOT	0	0	0	0	0	0	0	0	0
P/TOT	0	0	0	0	0	0	0	0	0



SITE: C

DATE: 04/10/2016

LOCATION: Eton Avenue/Crossfield Road

DAY: Tuesday

TIME	B to A								TOT	PCU's	B to C								TOT	PCU's
	CAR	LGV	OGV1	OGV2	PSV	MCL	PCL	CAR			LGV	OGV1	OGV2	PSV	MCL	PCL				
07:00	0	0	0	0	0	0	0	0	0	0	1	0	1	0	0	0	3	5	3.1	
07:15	0	0	0	0	0	0	0	0	0	0	6	1	1	0	0	0	4	12	9.3	
07:30	0	0	0	0	0	0	0	0	0	0	3	2	1	0	0	0	5	11	7.5	
07:45	0	0	0	0	0	0	0	0	0	0	6	0	0	0	0	1	2	9	6.8	
H/TOT	0	0	0	0	0	0	0	0	0	0	16	3	3	0	0	1	14	37	26.7	
08:00	1	0	0	0	0	0	0	1	1	17	0	0	0	0	0	6	23	18.2		
08:15	6	0	0	0	0	0	0	6	6	15	1	1	0	1	0	4	22	20.3		
08:30	2	0	0	0	0	0	0	2	2	14	1	0	0	0	0	6	21	16.2		
08:45	0	1	0	0	0	0	0	1	1	9	0	0	0	1	1	4	15	12.2		
H/TOT	9	1	0	0	0	0	0	10	10	55	2	1	0	2	1	20	81	66.9		
09:00	0	1	0	0	0	0	0	1	1	4	0	0	0	0	0	8	12	5.6		
09:15	0	1	0	0	0	0	0	1	1	5	2	0	0	0	0	4	11	7.8		
09:30	1	0	0	0	0	0	0	1	1	5	1	0	0	0	0	0	6	6		
09:45	1	0	0	0	0	0	0	1	1	4	1	0	0	0	0	3	8	5.6		
H/TOT	2	2	0	0	0	0	0	4	4	18	4	0	0	0	0	15	37	25		
10:00	1	0	0	0	0	0	0	1	1	3	1	1	0	0	1	0	6	5.9		
10:15	0	3	0	0	0	0	0	3	3	5	2	0	0	0	0	3	10	7.6		
10:30	0	0	0	0	0	0	0	0	0	4	2	0	0	0	0	2	8	6.4		
10:45	2	0	1	0	0	0	0	3	3.5	3	1	0	0	0	0	1	5	4.2		
H/TOT	3	3	1	0	0	0	0	7	7.5	15	6	1	0	0	1	6	29	24.1		
11:00	1	1	0	0	0	0	0	2	2	4	1	0	0	0	1	3	9	6		
11:15	7	1	0	0	0	0	0	8	8	6	2	0	0	0	0	2	10	8.4		
11:30	0	0	0	0	0	0	0	0	0	3	2	0	0	0	2	1	8	6		
11:45	0	0	0	0	0	0	0	0	0	9	1	0	0	1	0	4	15	12.8		
H/TOT	8	2	0	0	0	0	0	10	10	22	6	0	0	1	3	10	42	33.2		
12:00	1	0	1	0	0	0	0	2	2.5	6	1	0	0	0	0	1	8	7.2		
12:15	1	0	0	0	0	0	0	1	1	6	0	1	0	0	0	3	10	8.1		
12:30	4	0	0	0	0	0	0	4	4	6	0	0	0	1	1	2	10	8.8		
12:45	1	0	0	0	0	0	0	1	1	9	3	0	0	0	1	0	13	12.4		
H/TOT	7	0	1	0	0	0	0	8	8.5	27	4	1	0	1	2	6	41	36.5		
13:00	0	0	0	0	0	0	0	0	0	5	2	2	0	0	1	2	12	10.8		
13:15	1	0	0	0	0	0	0	1	1	2	2	0	0	0	0	2	6	4.4		
13:30	0	0	0	0	0	0	0	0	0	4	0	0	0	0	0	1	5	4.2		
13:45	0	0	0	0	0	0	0	0	0	2	1	0	0	0	0	1	4	3.2		
H/TOT	1	0	0	0	0	0	0	1	1	13	5	2	0	0	1	6	27	22.6		
14:00	1	0	0	0	0	0	0	1	1	7	1	0	0	0	0	0	8	8		
14:15	1	0	0	0	0	0	0	1	1	10	1	0	0	0	1	1	13	11.6		
14:30	0	0	0	0	0	0	0	0	0	5	1	0	0	2	1	1	10	10.6		
14:45	2	0	0	0	0	0	0	2	2	9	0	0	0	0	0	2	11	9.4		
H/TOT	4	0	0	0	0	0	0	4	4	31	3	0	0	2	2	4	42	39.6		
15:00	0	0	0	0	0	0	0	0	0	14	1	1	0	0	0	3	19	17.1		
15:15	0	0	0	0	0	0	0	0	0	9	0	0	0	1	0	6	16	12.2		
15:30	2	0	0	0	0	0	0	2	2	8	0	0	0	1	0	2	11	10.4		
15:45	1	1	0	0	0	0	0	2	2	13	0	0	0	0	1	3	17	14		
H/TOT	3	1	0	0	0	0	0	4	4	44	1	1	0	2	1	14	63	53.7		
16:00	0	0	0	0	0	0	0	0	0	16	0	0	0	0	1	8	25	18		
16:15	2	1	0	0	0	0	0	3	3	12	2	0	0	0	0	2	16	14.4		
16:30	0	0	0	0	0	0	0	0	0	9	1	0	0	1	0	2	13	12.4		
16:45	1	0	0	0	0	0	0	1	1	8	0	0	0	0	0	0	8	8		
H/TOT	3	1	0	0	0	0	0	4	4	45	3	0	0	1	1	12	62	52.8		
17:00	1	0	0	0	0	0	0	1	1	8	2	0	0	0	0	6	16	11.2		
17:15	0	0	0	0	0	0	0	0	0	20	1	0	0	1	0	2	24	23.4		
17:30	3	0	0	0	0	0	0	3	3	9	2	1	0	0	0	7	19	13.9		
17:45	2	0	0	0	0	0	0	2	2	7	1	0	0	0	2	6	16	10		
H/TOT	6	0	0	0	0	0	0	6	6	44	6	1	0	1	2	21	75	58.5		
18:00	3	0	0	0	0	0	0	3	3	6	1	0	0	0	0	4	11	7.8		
18:15	0	0	0	0	0	0	0	0	0	9	0	0	0	0	2	7	18	11.2		
18:30	1	0	0	0	0	0	0	1	1	9	0	0	0	0	0	8	17	10.6		
18:45	3	0	0	0	0	0	0	3	3	18	0	0	0	0	0	6	24	19.2		
P/TOT	7	0	0	0	0	0	0	7	7	42	1	0	0	0	2	25	70	48.8		
P/TOT	53	10	2	0	0	0	0	65	66	372	44	10	0	10	17	153	606	488.4		



SITE: C

DATE: 04/10/2016

LOCATION: Eton Avenue/Crossfield Road

DAY: Tuesday

TIME	B to B							TOT	PCU's
	CAR	LGV	OGV1	OGV2	PSV	MCL	PCL		
07:00	0	0	0	0	0	0	0	0	0
07:15	0	0	0	0	0	0	0	0	0
07:30	0	0	0	0	0	0	0	0	0
07:45	0	0	0	0	0	0	0	0	0
H/TOT	0	0	0	0	0	0	0	0	0
08:00	0	0	0	0	0	0	0	0	0
08:15	0	0	0	0	0	0	0	0	0
08:30	0	0	0	0	0	0	0	0	0
08:45	0	0	0	0	0	0	0	0	0
H/TOT	0	0	0	0	0	0	0	0	0
09:00	0	0	0	0	0	0	0	0	0
09:15	0	0	0	0	0	0	0	0	0
09:30	0	0	0	0	0	0	0	0	0
09:45	0	0	0	0	0	0	0	0	0
H/TOT	0	0	0	0	0	0	0	0	0
10:00	0	0	0	0	0	0	0	0	0
10:15	0	0	0	0	0	0	0	0	0
10:30	0	0	0	0	0	0	0	0	0
10:45	0	0	0	0	0	0	0	0	0
H/TOT	0	0	0	0	0	0	0	0	0
11:00	0	0	0	0	0	0	0	0	0
11:15	0	0	0	0	0	0	0	0	0
11:30	0	0	0	0	0	0	0	0	0
11:45	0	0	0	0	0	0	0	0	0
H/TOT	0	0	0	0	0	0	0	0	0
12:00	0	0	0	0	0	0	0	0	0
12:15	0	0	0	0	0	0	0	0	0
12:30	0	0	0	0	0	0	0	0	0
12:45	0	0	0	0	0	0	0	0	0
H/TOT	0	0	0	0	0	0	0	0	0
13:00	0	0	0	0	0	0	0	0	0
13:15	0	0	0	0	0	0	0	0	0
13:30	0	0	0	0	0	0	0	0	0
13:45	0	0	0	0	0	0	0	0	0
H/TOT	0	0	0	0	0	0	0	0	0
14:00	0	0	0	0	0	0	0	0	0
14:15	0	0	0	0	0	0	0	0	0
14:30	0	0	0	0	0	0	0	0	0
14:45	0	0	0	0	0	0	0	0	0
H/TOT	0	0	0	0	0	0	0	0	0
15:00	0	0	0	0	0	0	0	0	0
15:15	0	0	0	0	0	0	0	0	0
15:30	0	0	0	0	0	0	0	0	0
15:45	0	0	0	0	0	0	0	0	0
H/TOT	0	0	0	0	0	0	0	0	0
16:00	1	0	0	0	0	0	0	1	1
16:15	0	1	0	0	0	0	0	1	1
16:30	0	0	0	0	0	0	0	0	0
16:45	0	0	0	0	0	0	0	0	0
H/TOT	1	1	0	0	0	0	0	2	2
17:00	0	0	0	0	0	0	0	0	0
17:15	0	0	0	0	0	0	0	0	0
17:30	1	0	0	0	0	0	0	1	1
17:45	0	0	0	0	0	0	0	0	0
H/TOT	1	0	0	0	0	0	0	1	1
18:00	0	0	0	0	0	0	0	0	0
18:15	0	0	0	0	0	0	0	0	0
18:30	0	0	0	0	0	0	0	0	0
18:45	0	0	0	0	0	0	0	0	0
P/TOT	0	0	0	0	0	0	0	0	0
P/TOT	2	1	0	0	0	0	0	3	3



SITE: C

DATE: 04/10/2016

LOCATION: Eton Avenue/Crossfield Road

DAY: Tuesday

TIME	C to B								TOT	PCU's	C to A								TOT	PCU's
	CAR	LGV	OGV1	OGV2	PSV	MCL	PCL	CAR			LGV	OGV1	OGV2	PSV	MCL	PCL				
07:00	5	1	0	0	0	0	3	9	6.6	3	0	0	0	0	0	0	3	3		
07:15	12	1	0	0	0	0	3	16	13.6	2	0	0	0	0	0	1	3	2.2		
07:30	12	1	0	0	1	0	5	19	16	0	0	0	0	0	0	2	2	0.4		
07:45	15	0	0	0	0	0	4	19	15.8	2	0	0	0	0	0	0	2	2		
H/TOT	44	3	0	0	1	0	15	63	52	7	0	0	0	0	0	3	10	7.6		
08:00	22	1	0	0	0	2	7	32	25.2	0	0	1	0	0	0	2	3	1.9		
08:15	20	2	1	0	0	2	6	31	25.5	6	0	0	0	0	0	0	6	6		
08:30	24	3	0	0	0	1	4	32	28.2	1	0	1	0	0	0	0	2	2.5		
08:45	11	3	2	0	0	1	3	20	18	1	0	0	0	0	0	0	1	1		
H/TOT	77	9	3	0	0	6	20	115	96.9	8	0	2	0	0	0	2	12	11.4		
09:00	13	2	0	0	0	1	3	19	16	0	0	0	0	0	0	0	0	0		
09:15	15	1	0	0	0	0	5	21	17	2	0	0	0	0	0	1	3	2.2		
09:30	11	3	0	0	0	0	2	16	14.4	1	0	0	0	0	0	0	1	1		
09:45	6	3	0	0	0	0	3	12	9.6	3	1	0	0	0	0	0	4	4		
H/TOT	45	9	0	0	0	1	13	68	57	6	1	0	0	0	0	1	8	7.2		
10:00	8	1	1	0	0	0	2	12	10.9	1	0	0	0	0	0	0	1	1		
10:15	8	1	0	0	0	0	6	15	10.2	1	0	0	0	0	0	0	1	1		
10:30	8	8	0	0	0	0	2	18	16.4	1	1	0	0	0	0	0	2	2		
10:45	5	5	0	0	0	2	2	14	11.2	0	0	0	0	0	0	0	0	0		
H/TOT	29	15	1	0	0	2	12	59	48.7	3	1	0	0	0	0	0	4	4		
11:00	14	3	1	0	0	1	3	22	19.5	1	0	0	0	0	1	0	2	1.4		
11:15	13	3	0	0	0	0	3	19	16.6	0	0	1	0	0	0	0	1	1.5		
11:30	5	4	0	0	0	0	2	11	9.4	0	1	0	0	0	0	0	1	1		
11:45	8	1	0	0	0	1	1	11	9.6	1	0	0	0	0	0	0	1	1		
H/TOT	40	11	1	0	0	2	9	63	55.1	2	1	1	0	0	1	0	5	4.9		
12:00	5	3	1	0	0	0	3	12	10.1	3	1	0	0	0	0	0	4	4		
12:15	8	2	0	0	0	0	0	10	10	0	0	0	0	0	0	0	0	0		
12:30	12	1	0	0	0	0	0	13	13	2	0	0	0	0	0	0	2	2		
12:45	8	5	0	0	0	0	0	13	13	1	1	0	0	0	0	1	3	2.2		
H/TOT	33	11	1	0	0	0	3	48	46.1	6	2	0	0	0	0	1	9	8.2		
13:00	10	0	0	0	0	1	0	11	10.4	1	1	0	0	0	0	0	2	2		
13:15	13	2	0	0	0	1	2	18	15.8	2	1	0	0	0	0	0	3	3		
13:30	8	4	1	0	0	0	0	13	13.5	0	0	0	0	0	0	0	0	0		
13:45	8	1	1	0	0	1	0	11	10.9	3	1	0	0	0	0	0	4	4		
H/TOT	39	7	2	0	0	3	2	53	50.6	6	3	0	0	0	0	0	9	9		
14:00	7	1	1	0	0	0	2	11	9.9	2	0	0	0	0	0	0	2	2		
14:15	4	2	1	0	0	0	0	7	7.5	1	1	0	0	0	0	0	2	2		
14:30	8	0	0	0	0	1	3	12	9	2	1	0	0	0	0	0	3	3		
14:45	6	2	1	0	0	0	6	15	10.7	1	0	0	0	0	0	1	2	1.2		
H/TOT	25	5	3	0	0	1	11	45	37.1	6	2	0	0	0	0	1	9	8.2		
15:00	10	2	0	0	0	0	4	16	12.8	1	0	0	0	0	1	0	2	1.4		
15:15	8	0	0	0	0	0	0	8	8	3	0	0	0	0	0	1	4	3.2		
15:30	16	3	0	0	0	0	2	21	19.4	3	0	0	0	0	0	0	3	3		
15:45	18	1	0	0	0	0	2	21	19.4	2	0	0	0	0	0	1	3	2.2		
H/TOT	52	6	0	0	0	0	8	66	59.6	9	0	0	0	0	1	2	12	9.8		
16:00	15	3	0	0	1	0	1	20	20.2	5	0	0	0	0	0	0	5	5		
16:15	11	4	0	0	0	0	2	17	15.4	2	0	0	0	0	1	0	3	2.4		
16:30	13	0	0	0	0	1	3	17	14	4	0	0	0	0	0	0	4	4		
16:45	10	3	0	0	0	1	0	14	13.4	1	0	0	0	0	0	0	1	1		
H/TOT	49	10	0	0	1	2	6	68	63	12	0	0	0	0	1	0	13	12.4		
17:00	13	0	0	0	0	0	6	19	14.2	1	0	0	0	0	0	0	1	1		
17:15	15	1	0	0	0	0	0	16	16	3	0	0	0	0	0	0	3	3		
17:30	17	0	0	0	0	0	4	21	17.8	3	0	0	0	0	0	1	4	3.2		
17:45	7	1	0	0	0	2	4	14	9.6	2	0	1	0	0	0	0	3	3.5		
H/TOT	52	2	0	0	0	2	14	70	57.6	9	0	1	0	0	0	1	11	10.7		
18:00	10	1	0	0	0	0	4	15	11.8	4	0	0	0	0	0	0	4	4		
18:15	12	0	0	0	0	3	3	18	13.8	5	0	0	0	0	0	1	6	5.2		
18:30	11	0	0	0	0	1	3	15	12	4	0	0	0	0	0	0	4	4		
18:45	8	1	0	0	0	1	4	14	10.2	4	0	0	0	0	0	1	5	4.2		
P/TOT	41	2	0	0	0	5	14	62	47.8	17	0	0	0	0	0	2	19	17.4		
P/TOT	526	90	11	0	2	24	127	780	671.5	91	10	4	0	0	3	13	121	110.8		



SITE: C

DATE: 04/10/2016

LOCATION: Eton Avenue/Crossfield Road

DAY: Tuesday

TIME	C to C							TOT	PCU's
	CAR	LGV	OGV1	OGV2	PSV	MCL	PCL		
07:00	0	0	0	0	0	0	0	0	0
07:15	0	0	0	0	0	0	0	0	0
07:30	0	0	0	0	0	0	0	0	0
07:45	0	0	0	0	0	0	0	0	0
H/TOT	0	0	0	0	0	0	0	0	0
08:00	0	0	0	0	0	0	0	0	0
08:15	0	0	0	0	0	0	0	0	0
08:30	0	0	0	0	0	0	0	0	0
08:45	0	0	0	0	0	0	0	0	0
H/TOT	0	0	0	0	0	0	0	0	0
09:00	0	0	0	0	0	0	0	0	0
09:15	0	0	0	0	0	0	0	0	0
09:30	0	0	0	0	0	0	0	0	0
09:45	0	0	0	0	0	0	0	0	0
H/TOT	0	0	0	0	0	0	0	0	0
10:00	0	0	0	0	0	0	0	0	0
10:15	0	0	0	0	0	0	0	0	0
10:30	0	0	0	0	0	0	0	0	0
10:45	0	0	0	0	0	0	0	0	0
H/TOT	0	0	0	0	0	0	0	0	0
11:00	0	0	0	0	0	0	0	0	0
11:15	0	0	0	0	0	0	0	0	0
11:30	0	0	0	0	0	0	0	0	0
11:45	0	0	0	0	0	0	0	0	0
H/TOT	0	0	0	0	0	0	0	0	0
12:00	0	0	0	0	0	0	0	0	0
12:15	0	0	0	0	0	0	0	0	0
12:30	0	0	0	0	0	0	0	0	0
12:45	0	0	0	0	0	0	0	0	0
H/TOT	0	0	0	0	0	0	0	0	0
13:00	0	0	0	0	0	0	0	0	0
13:15	0	0	0	0	0	0	0	0	0
13:30	0	0	0	0	0	0	0	0	0
13:45	0	0	0	0	0	0	0	0	0
H/TOT	0	0	0	0	0	0	0	0	0
14:00	0	0	0	0	0	0	0	0	0
14:15	0	0	0	0	0	0	0	0	0
14:30	0	0	0	0	0	0	0	0	0
14:45	0	0	0	0	0	0	0	0	0
H/TOT	0	0	0	0	0	0	0	0	0
15:00	0	0	0	0	0	0	0	0	0
15:15	0	0	0	0	0	0	0	0	0
15:30	0	0	0	0	0	0	0	0	0
15:45	4	0	0	0	0	0	0	4	4
H/TOT	4	0	0	0	0	0	0	4	4
16:00	0	0	0	0	0	0	0	0	0
16:15	0	0	0	0	0	0	0	0	0
16:30	0	0	0	0	0	0	0	0	0
16:45	0	0	0	0	0	0	0	0	0
H/TOT	0	0	0	0	0	0	0	0	0
17:00	0	0	0	0	0	0	0	0	0
17:15	0	0	0	0	0	0	0	0	0
17:30	0	0	0	0	0	0	0	0	0
17:45	0	0	0	0	0	0	0	0	0
H/TOT	0	0	0	0	0	0	0	0	0
18:00	0	0	0	0	0	0	0	0	0
18:15	0	0	0	0	0	0	0	0	0
18:30	0	0	0	0	0	0	0	0	0
18:45	0	0	0	0	0	0	0	0	0
P/TOT	0	0	0	0	0	0	0	0	0
P/TOT	4	0	0	0	0	0	0	4	4



SITE: C

DATE: 04/10/2016

LOCATION: Eton Avenue/Crossfield Road

DAY: Tuesday

TIME	TO ARM A								TOT	PCU's	FROM ARM A								TOT	PCU's
	CAR	LGV	OGV1	OGV2	PSV	MCL	PCL	CAR			LGV	OGV1	OGV2	PSV	MCL	PCL				
07:00	3	0	0	0	0	0	0	3	3	2	0	0	0	0	0	0	2	2		
07:15	2	0	0	0	0	0	1	3	2.2	1	3	0	0	0	0	0	4	4		
07:30	0	0	0	0	0	0	2	2	0.4	8	0	1	0	0	0	0	9	9.5		
07:45	2	0	0	0	0	0	0	2	2	23	1	0	0	0	2	1	27	25		
H/TOT	7	0	0	0	0	0	3	10	7.6	34	4	1	0	0	2	1	42	40.5		
08:00	1	0	1	0	0	0	2	4	2.9	39	0	0	0	0	0	1	40	39.2		
08:15	12	0	0	0	0	0	0	12	12	24	0	0	0	0	0	0	24	24		
08:30	3	0	1	0	0	0	0	4	4.5	7	1	0	0	0	0	2	10	8.4		
08:45	1	1	0	0	0	0	0	2	2	8	1	0	0	0	0	0	9	9		
H/TOT	17	1	2	0	0	0	2	22	21.4	78	2	0	0	0	0	3	83	80.6		
09:00	0	1	0	0	0	0	0	1	1	6	2	0	0	0	0	0	8	8		
09:15	2	1	0	0	0	0	1	4	3.2	3	4	0	0	0	0	1	8	7.2		
09:30	2	0	0	0	0	0	0	2	2	5	0	0	0	0	0	0	5	5		
09:45	4	1	0	0	0	0	0	5	5	7	1	0	0	0	0	0	8	8		
H/TOT	8	3	0	0	0	0	1	12	11.2	21	7	0	0	0	0	1	29	28.2		
10:00	2	0	0	0	0	0	0	2	2	7	3	2	0	1	0	1	14	15.2		
10:15	1	3	0	0	0	0	0	4	4	3	0	0	0	0	0	0	3	3		
10:30	1	1	0	0	0	0	0	2	2	1	0	1	0	0	0	0	2	2.5		
10:45	2	0	1	0	0	0	0	3	3.5	3	1	0	0	0	0	0	4	4		
H/TOT	6	4	1	0	0	0	0	11	11.5	14	4	3	0	1	0	1	23	24.7		
11:00	2	1	0	0	0	1	0	4	3.4	8	2	1	0	0	0	0	11	11.5		
11:15	7	1	1	0	0	0	0	9	9.5	7	1	1	0	0	0	0	9	9.5		
11:30	0	1	0	0	0	0	0	1	1	3	1	1	0	0	0	0	5	5.5		
11:45	1	0	0	0	0	0	0	1	1	6	2	0	0	0	0	0	8	8		
H/TOT	10	3	1	0	0	1	0	15	14.9	24	6	3	0	0	0	0	33	34.5		
12:00	4	1	1	0	0	0	0	6	6.5	6	1	0	0	0	0	0	7	7		
12:15	1	0	0	0	0	0	0	1	1	4	0	0	0	0	0	0	4	4		
12:30	6	0	0	0	0	0	0	6	6	4	0	1	0	0	0	0	5	5.5		
12:45	2	1	0	0	0	0	1	4	3.2	4	2	0	0	0	0	0	6	6		
H/TOT	13	2	1	0	0	0	1	17	16.7	18	3	1	0	0	0	0	22	22.5		
13:00	1	1	0	0	0	0	0	2	2	3	0	1	0	0	1	0	5	4.9		
13:15	3	1	0	0	0	0	0	4	4	6	1	0	0	0	0	1	8	7.2		
13:30	0	0	0	0	0	0	0	0	0	2	0	0	0	0	1	0	3	2.4		
13:45	3	1	0	0	0	0	0	4	4	2	0	1	0	0	0	0	3	3.5		
H/TOT	7	3	0	0	0	0	0	10	10	13	1	2	0	0	2	1	19	18		
14:00	3	0	0	0	0	0	0	3	3	3	1	0	0	0	0	0	4	4		
14:15	2	1	0	0	0	0	0	3	3	2	1	0	0	0	0	0	3	3		
14:30	2	1	0	0	0	0	0	3	3	2	1	0	0	0	0	0	3	3		
14:45	3	0	0	0	0	0	1	4	3.2	4	1	1	0	0	0	0	6	6.5		
H/TOT	10	2	0	0	0	0	1	13	12.2	11	4	1	0	0	0	0	16	16.5		
15:00	1	0	0	0	0	1	0	2	1.4	9	1	0	0	0	0	0	10	10		
15:15	3	0	0	0	0	0	1	4	3.2	5	0	0	0	0	0	2	7	5.4		
15:30	5	0	0	0	0	0	0	5	5	4	3	0	0	0	0	0	7	7		
15:45	3	1	0	0	0	0	1	5	4.2	25	0	0	0	0	0	0	25	25		
H/TOT	12	1	0	0	0	1	2	16	13.8	43	4	0	0	0	0	2	49	47.4		
16:00	5	0	0	0	0	0	0	5	5	31	0	1	0	0	0	0	32	32.5		
16:15	4	1	0	0	0	1	0	6	5.4	7	0	0	0	0	2	2	11	8.2		
16:30	4	0	0	0	0	0	0	4	4	12	0	0	0	0	1	1	14	12.6		
16:45	2	0	0	0	0	0	0	2	2	5	0	0	0	0	0	1	6	5.2		
H/TOT	15	1	0	0	0	1	0	17	16.4	55	0	1	0	0	3	4	63	58.5		
17:00	2	0	0	0	0	0	0	2	2	16	0	0	0	0	0	0	16	16		
17:15	3	0	0	0	0	0	0	3	3	7	0	0	0	0	0	1	8	7.2		
17:30	6	0	0	0	0	0	1	7	6.2	2	1	0	0	0	0	1	4	3.2		
17:45	4	0	1	0	0	0	0	5	5.5	7	0	0	0	0	1	0	8	7.4		
H/TOT	15	0	1	0	0	0	1	17	16.7	32	1	0	0	0	1	2	36	33.8		
18:00	7	0	0	0	0	0	0	7	7	5	0	1	0	0	0	0	6	6.5		
18:15	5	0	0	0	0	0	1	6	5.2	4	0	0	0	0	0	0	4	4		
18:30	5	0	0	0	0	0	0	5	5	2	0	1	0	0	0	0	3	3.5		
18:45	7	0	0	0	0	0	1	8	7.2	5	0	0	0	0	0	1	6	5.2		
P/TOT	24	0	0	0	0	0	2	26	24.4	16	0	2	0	0	0	1	19	19.2		
P/TOT	144	20	6	0	0	3	13	186	176.8	359	36	14	0	1	8	16	434	424.4		



SITE: C

DATE: 04/10/2016

LOCATION: Eton Avenue/Crossfield Road

DAY: Tuesday

TIME	TO ARM B								TOT	PCU's	FROM ARM B								TOT	PCU's
	CAR	LGV	OGV1	OGV2	PSV	MCL	PCL	CAR			LGV	OGV1	OGV2	PSV	MCL	PCL				
07:00	7	1	0	0	0	0	3	11	8.6	1	0	1	0	0	0	3	5	3.1		
07:15	12	4	0	0	0	0	3	19	16.6	6	1	1	0	0	0	4	12	9.3		
07:30	16	1	1	0	1	0	5	24	21.5	3	2	1	0	0	0	5	11	7.5		
07:45	23	0	0	0	0	1	4	28	24.2	6	0	0	0	0	1	2	9	6.8		
H/TOT	58	6	1	0	1	1	15	82	70.9	16	3	3	0	0	1	14	37	26.7		
08:00	36	1	0	0	0	2	8	47	39.4	18	0	0	0	0	0	6	24	19.2		
08:15	27	2	1	0	0	2	6	38	32.5	21	1	1	0	1	0	4	28	26.3		
08:30	28	4	0	0	0	1	5	38	33.4	16	1	0	0	0	0	6	23	18.2		
08:45	14	3	2	0	0	1	3	23	21	9	1	0	0	1	1	4	16	13.2		
H/TOT	105	10	3	0	0	6	22	146	126.3	64	3	1	0	2	1	20	91	76.9		
09:00	15	3	0	0	0	1	3	22	19	4	1	0	0	0	0	8	13	6.6		
09:15	17	2	0	0	0	0	5	24	20	5	3	0	0	0	0	4	12	8.8		
09:30	13	3	0	0	0	0	2	18	16.4	6	1	0	0	0	0	7	7	7		
09:45	11	4	0	0	0	0	3	18	15.6	5	1	0	0	0	0	3	9	6.6		
H/TOT	56	12	0	0	0	1	13	82	71	20	6	0	0	0	0	15	41	29		
10:00	10	2	1	0	0	0	3	16	14.1	4	1	1	0	0	1	0	7	6.9		
10:15	8	1	0	0	0	0	6	15	10.2	5	5	0	0	0	0	3	13	10.6		
10:30	9	8	0	0	0	0	2	19	17.4	4	2	0	0	0	0	2	8	6.4		
10:45	6	6	0	0	0	2	2	16	13.2	5	1	1	0	0	0	1	8	7.7		
H/TOT	33	17	1	0	0	2	13	66	54.9	18	9	2	0	0	1	6	36	31.6		
11:00	21	4	2	0	0	1	3	31	29	5	2	0	0	0	1	3	11	8		
11:15	17	3	1	0	0	0	3	24	22.1	13	3	0	0	0	0	2	18	16.4		
11:30	6	5	1	0	0	0	2	14	12.9	3	2	0	0	0	2	1	8	6		
11:45	13	3	0	0	0	1	1	18	16.6	9	1	0	0	1	0	4	15	12.8		
H/TOT	57	15	4	0	0	2	9	87	80.6	30	8	0	0	1	3	10	52	43.2		
12:00	8	3	1	0	0	0	3	15	13.1	7	1	1	0	0	0	1	10	9.7		
12:15	8	2	0	0	0	0	0	10	10	7	0	1	0	0	0	3	11	9.1		
12:30	13	1	0	0	0	0	0	14	14	10	0	0	0	1	1	2	14	12.8		
12:45	10	7	0	0	0	0	0	17	17	10	3	0	0	0	1	0	14	13.4		
H/TOT	39	13	1	0	0	0	3	56	54.1	34	4	2	0	1	2	6	49	45		
13:00	12	0	0	0	0	2	0	14	12.8	5	2	2	0	0	1	2	12	10.8		
13:15	16	2	0	0	0	1	2	21	18.8	3	2	0	0	0	0	2	7	5.4		
13:30	9	4	1	0	0	0	0	14	14.5	4	0	0	0	0	0	1	5	4.2		
13:45	8	1	2	0	0	1	0	12	12.4	2	1	0	0	0	0	1	4	3.2		
H/TOT	45	7	3	0	0	4	2	61	58.5	14	5	2	0	0	1	6	28	23.6		
14:00	9	1	1	0	0	0	2	13	11.9	8	1	0	0	0	0	0	9	9		
14:15	6	3	1	0	0	0	0	10	10.5	11	1	0	0	0	1	1	14	12.6		
14:30	8	1	0	0	0	1	3	13	10	5	1	0	0	2	1	1	10	10.6		
14:45	8	2	2	0	0	0	6	18	14.2	11	0	0	0	0	0	2	13	11.4		
H/TOT	31	7	4	0	0	1	11	54	46.6	35	3	0	0	2	2	4	46	43.6		
15:00	13	3	0	0	0	0	4	20	16.8	14	1	1	0	0	0	3	19	17.1		
15:15	11	0	0	0	0	0	1	12	11.2	9	0	0	0	1	0	6	16	12.2		
15:30	18	3	0	0	0	0	2	23	21.4	10	0	0	0	1	0	2	13	12.4		
15:45	31	1	0	0	0	0	2	34	32.4	14	1	0	0	0	1	3	19	16		
H/TOT	73	7	0	0	0	0	9	89	81.8	47	2	1	0	2	1	14	67	57.7		
16:00	27	3	0	0	1	0	1	32	32.2	17	0	0	0	0	1	8	26	19		
16:15	13	5	0	0	0	1	3	22	19	14	4	0	0	0	0	2	20	18.4		
16:30	15	0	0	0	0	2	3	20	16.4	9	1	0	0	1	0	2	13	12.4		
16:45	11	3	0	0	0	1	1	16	14.6	9	0	0	0	0	0	9	9	9		
H/TOT	66	11	0	0	1	4	8	90	82.2	49	5	0	0	1	1	12	68	58.8		
17:00	18	0	0	0	0	0	6	24	19.2	9	2	0	0	0	0	6	17	12.2		
17:15	19	1	0	0	0	0	0	20	20	20	1	0	0	1	0	2	24	23.4		
17:30	19	0	0	0	0	0	4	23	19.8	13	2	1	0	0	0	7	23	17.9		
17:45	9	1	0	0	0	2	4	16	11.6	9	1	0	0	0	2	6	18	12		
H/TOT	65	2	0	0	0	2	14	83	70.6	51	6	1	0	1	2	21	82	65.5		
18:00	13	1	0	0	0	0	4	18	14.8	9	1	0	0	0	0	4	14	10.8		
18:15	15	0	0	0	0	3	3	21	16.8	9	0	0	0	0	2	7	18	11.2		
18:30	11	0	0	0	0	1	3	15	12	10	0	0	0	0	0	8	18	11.6		
18:45	11	1	0	0	0	1	4	17	13.2	21	0	0	0	0	0	6	27	22.2		
P/TOT	50	2	0	0	0	5	14	71	56.8	49	1	0	0	0	2	25	77	55.8		
P/TOT	678	109	17	0	2	28	133	967	854.3	427	55	12	0	10	17	153	674	557.4		



SITE: C

DATE: 04/10/2016

LOCATION: Eton Avenue/Crossfield Road

DAY: Tuesday

TIME	TO ARM C								TOT	PCU's	FROM ARM C								TOT	PCU's
	CAR	LGV	OGV1	OGV2	PSV	MCL	PCL	CAR			LGV	OGV1	OGV2	PSV	MCL	PCL				
07:00	1	0	1	0	0	0	3	5	3.1	8	1	0	0	0	0	3	12	9.6		
07:15	7	1	1	0	0	0	4	13	10.3	14	1	0	0	0	0	4	19	15.8		
07:30	7	2	1	0	0	0	5	15	11.5	12	1	0	0	1	0	7	21	16.4		
07:45	21	1	0	0	0	2	3	27	23.4	17	0	0	0	0	0	4	21	17.8		
H/TOT	36	4	3	0	0	2	15	60	48.3	51	3	0	0	1	0	18	73	59.6		
08:00	42	0	0	0	0	0	6	48	43.2	22	1	1	0	0	2	9	35	27.1		
08:15	32	1	1	0	1	0	4	39	37.3	26	2	1	0	0	2	6	37	31.5		
08:30	17	1	0	0	0	0	7	25	19.4	25	3	1	0	0	1	4	34	30.7		
08:45	14	1	0	0	1	1	4	21	18.2	12	3	2	0	0	1	3	21	19		
H/TOT	105	3	1	0	2	1	21	133	118.1	85	9	5	0	0	6	22	127	108.3		
09:00	8	1	0	0	0	0	8	17	10.6	13	2	0	0	0	1	3	19	16		
09:15	6	5	0	0	0	0	5	16	12	17	1	0	0	0	0	6	24	19.2		
09:30	8	1	0	0	0	0	0	9	9	12	3	0	0	0	0	2	17	15.4		
09:45	6	1	0	0	0	0	3	10	7.6	9	4	0	0	0	0	3	16	13.6		
H/TOT	28	8	0	0	0	0	16	52	39.2	51	10	0	0	0	1	14	76	64.2		
10:00	8	3	3	0	1	1	0	16	17.9	9	1	1	0	0	0	2	13	11.9		
10:15	8	2	0	0	0	0	3	13	10.6	9	1	0	0	0	0	6	16	11.2		
10:30	4	2	1	0	0	0	2	9	7.9	9	9	0	0	0	0	2	20	18.4		
10:45	5	1	0	0	0	0	1	7	6.2	5	5	0	0	0	2	2	14	11.2		
H/TOT	25	8	4	0	1	1	6	45	42.6	32	16	1	0	0	2	12	63	52.7		
11:00	5	2	0	0	0	1	3	11	8	15	3	1	0	0	2	3	24	20.9		
11:15	9	3	0	0	0	0	2	14	12.4	13	3	1	0	0	0	3	20	18.1		
11:30	5	2	0	0	0	2	1	10	8	5	5	0	0	0	0	2	12	10.4		
11:45	10	1	0	0	1	0	4	16	13.8	9	1	0	0	0	1	1	12	10.6		
H/TOT	29	8	0	0	1	3	10	51	42.2	42	12	2	0	0	3	9	68	60		
12:00	9	2	0	0	0	0	1	12	11.2	8	4	1	0	0	0	3	16	14.1		
12:15	10	0	1	0	0	0	3	14	12.1	8	2	0	0	0	0	0	10	10		
12:30	9	0	1	0	1	1	2	14	13.3	14	1	0	0	0	0	0	15	15		
12:45	11	3	0	0	0	1	0	15	14.4	9	6	0	0	0	0	1	16	15.2		
H/TOT	39	5	2	0	1	2	6	55	51	39	13	1	0	0	0	4	57	54.3		
13:00	6	2	3	0	0	1	2	14	13.3	11	1	0	0	0	1	0	13	12.4		
13:15	5	3	0	0	0	0	3	11	8.6	15	3	0	0	0	1	2	21	18.8		
13:30	5	0	0	0	0	1	1	7	5.6	8	4	1	0	0	0	0	13	13.5		
13:45	4	1	0	0	0	0	1	6	5.2	11	2	1	0	0	1	0	15	14.9		
H/TOT	20	6	3	0	0	2	7	38	32.7	45	10	2	0	0	3	2	62	59.6		
14:00	8	2	0	0	0	0	0	10	10	9	1	1	0	0	0	2	13	11.9		
14:15	10	1	0	0	0	1	1	13	11.6	5	3	1	0	0	0	0	9	9.5		
14:30	7	1	0	0	2	1	1	12	12.6	10	1	0	0	0	1	3	15	12		
14:45	11	1	0	0	0	0	2	14	12.4	7	2	1	0	0	0	7	17	11.9		
H/TOT	36	5	0	0	2	2	4	49	46.6	31	7	3	0	0	1	12	54	45.3		
15:00	20	1	1	0	0	0	3	25	23.1	11	2	0	0	0	1	4	18	14.2		
15:15	11	0	0	0	1	0	7	19	14.4	11	0	0	0	0	0	1	12	11.2		
15:30	10	3	0	0	1	0	2	16	15.4	19	3	0	0	0	0	2	24	22.4		
15:45	29	0	0	0	0	1	3	33	30	24	1	0	0	0	0	3	28	25.6		
H/TOT	70	4	1	0	2	1	15	93	82.9	65	6	0	0	0	1	10	82	73.4		
16:00	36	0	1	0	0	1	8	46	39.5	20	3	0	0	1	0	1	25	25.2		
16:15	17	2	0	0	0	1	3	23	20	13	4	0	0	0	1	2	20	17.8		
16:30	19	1	0	0	1	0	3	24	22.6	17	0	0	0	0	1	3	21	18		
16:45	12	0	0	0	0	0	0	12	12	11	3	0	0	0	1	0	15	14.4		
H/TOT	84	3	1	0	1	2	14	105	94.1	61	10	0	0	1	3	6	81	75.4		
17:00	19	2	0	0	0	0	6	27	22.2	14	0	0	0	0	0	6	20	15.2		
17:15	23	1	0	0	1	0	3	28	26.6	18	1	0	0	0	0	0	19	19		
17:30	10	3	1	0	0	0	8	22	16.1	20	0	0	0	0	0	5	25	21		
17:45	12	1	0	0	0	3	6	22	15.4	9	1	1	0	0	2	4	17	13.1		
H/TOT	64	7	1	0	1	3	23	99	80.3	61	2	1	0	0	2	15	81	68.3		
18:00	8	1	1	0	0	0	4	14	11.3	14	1	0	0	0	0	4	19	15.8		
18:15	10	0	0	0	0	2	7	19	12.2	17	0	0	0	0	3	4	24	19		
18:30	11	0	1	0	0	0	8	20	14.1	15	0	0	0	0	1	3	19	16		
18:45	20	0	0	0	0	0	7	27	21.4	12	1	0	0	0	1	5	19	14.4		
P/TOT	49	1	2	0	0	2	26	80	59	58	2	0	0	0	5	16	81	65.2		
P/TOT	585	62	18	0	11	21	163	860	737	621	100	15	0	2	27	140	905	786.3		



SITE: C

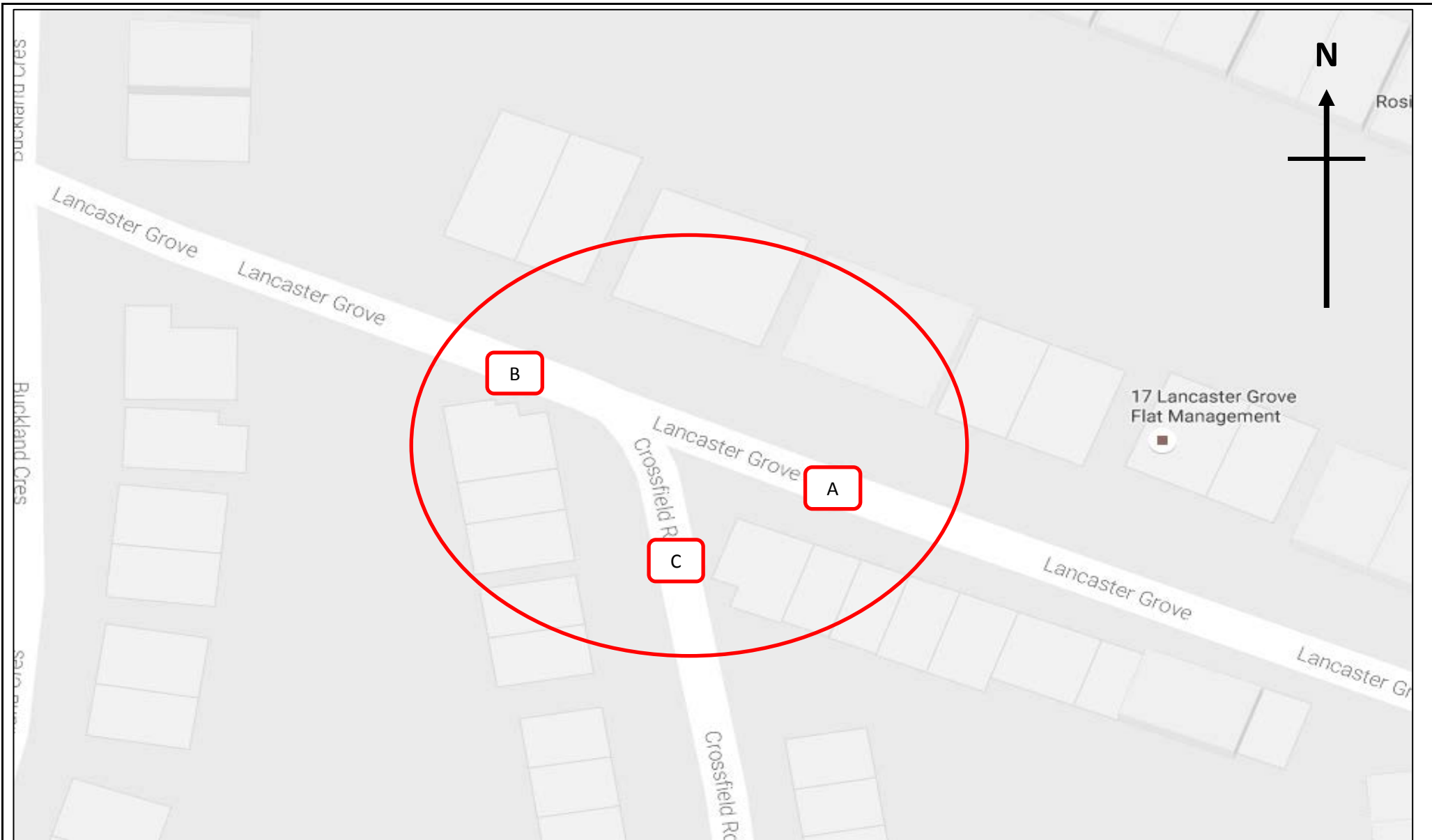
DATE: 04/10/2016


LOCATION: Eton Avenue/Crossfield Road

DAY: Tuesday

TIME	JUNCTION TOTAL							TOT	PCU's
	CAR	LGV	OGV1	OGV2	PSV	MCL	PCL		
07:00	11	1	1	0	0	0	6	19	14.7
07:15	21	5	1	0	0	0	8	35	29.1
07:30	23	3	2	0	1	0	12	41	33.4
07:45	46	1	0	0	0	3	7	57	49.6
H/TOT	101	10	4	0	1	3	33	152	126.8
08:00	79	1	1	0	0	2	16	99	85.5
08:15	71	3	2	0	1	2	10	89	81.8
08:30	48	5	1	0	0	1	12	67	57.3
08:45	29	5	2	0	1	2	7	46	41.2
H/TOT	227	14	6	0	2	7	45	301	265.8
09:00	23	5	0	0	0	1	11	40	30.6
09:15	25	8	0	0	0	0	11	44	35.2
09:30	23	4	0	0	0	0	2	29	27.4
09:45	21	6	0	0	0	0	6	33	28.2
H/TOT	92	23	0	0	0	1	30	146	121.4
10:00	20	5	4	0	1	1	3	34	34
10:15	17	6	0	0	0	0	9	32	24.8
10:30	14	11	1	0	0	0	4	30	27.3
10:45	13	7	1	0	0	2	3	26	22.9
H/TOT	64	29	6	0	1	3	19	122	109
11:00	28	7	2	0	0	3	6	46	40.4
11:15	33	7	2	0	0	0	5	47	44
11:30	11	8	1	0	0	2	3	25	21.9
11:45	24	4	0	0	1	1	5	35	31.4
H/TOT	96	26	5	0	1	6	19	153	137.7
12:00	21	6	2	0	0	0	4	33	30.8
12:15	19	2	1	0	0	0	3	25	23.1
12:30	28	1	1	0	1	1	2	34	33.3
12:45	23	11	0	0	0	1	1	36	34.6
H/TOT	91	20	4	0	1	2	10	128	121.8
13:00	19	3	3	0	0	3	2	30	28.1
13:15	24	6	0	0	0	1	5	36	31.4
13:30	14	4	1	0	0	1	1	21	20.1
13:45	15	3	2	0	0	1	1	22	21.6
H/TOT	72	16	6	0	0	6	9	109	101.2
14:00	20	3	1	0	0	0	2	26	24.9
14:15	18	5	1	0	0	1	1	26	25.1
14:30	17	3	0	0	2	2	4	28	25.6
14:45	22	3	2	0	0	0	9	36	29.8
H/TOT	77	14	4	0	2	3	16	116	105.4
15:00	34	4	1	0	0	1	7	47	41.3
15:15	25	0	0	0	1	0	9	35	28.8
15:30	33	6	0	0	1	0	4	44	41.8
15:45	63	2	0	0	0	1	6	72	66.6
H/TOT	155	12	1	0	2	2	26	198	178.5
16:00	68	3	1	0	1	1	9	83	76.7
16:15	34	8	0	0	0	3	6	51	44.4
16:30	38	1	0	0	1	2	6	48	43
16:45	25	3	0	0	0	1	1	30	28.6
H/TOT	165	15	1	0	2	7	22	212	192.7
17:00	39	2	0	0	0	0	12	53	43.4
17:15	45	2	0	0	1	0	3	51	49.6
17:30	35	3	1	0	0	0	13	52	42.1
17:45	25	2	1	0	0	5	10	43	32.5
H/TOT	144	9	2	0	1	5	38	199	167.6
18:00	28	2	1	0	0	0	8	39	33.1
18:15	30	0	0	0	0	5	11	46	34.2
18:30	27	0	1	0	0	1	11	40	31.1
18:45	38	1	0	0	0	1	12	52	41.8
P/TOT	123	3	2	0	0	7	42	177	140.2
P/TOT	1407	191	41	0	13	52	309	2013	1768.1

PEAK HOUR CALCULATION	TOT	PCU's
07:00 to 08:00	152	126.8
07:15 to 08:15	232	197.6
07:30 to 08:30	286	250.3
07:45 to 08:45	312	274.2
08:00 to 09:00	301	265.8
08:15 to 09:15	242	210.9
08:30 to 09:30	197	164.3
08:45 to 09:45	159	134.4
09:00 to 10:00	146	121.4
09:15 to 10:15	140	124.8
09:30 to 10:30	128	114.4
09:45 to 10:45	129	114.3
10:00 to 11:00	122	109
10:15 to 11:15	134	115.4
10:30 to 11:30	149	134.6
10:45 to 11:45	144	129.2
A.M. Peak	312	274.2
11:00 to 12:00	153	137.7
11:15 to 12:15	140	128.1
11:30 to 12:30	118	107.2
11:45 to 12:45	127	118.6
12:00 to 13:00	128	121.8
12:15 to 13:15	125	119.1
12:30 to 13:30	136	127.4
12:45 to 13:45	123	114.2
13:00 to 14:00	109	101.2
13:15 to 14:15	105	98
13:30 to 14:30	95	91.7
13:45 to 14:45	102	97.2
14:00 to 15:00	116	105.4
14:15 to 15:15	137	121.8
14:30 to 15:30	146	125.5
14:45 to 15:45	162	141.7
Inter Peak	162	141.7
15:00 to 16:00	198	178.5
15:15 to 16:15	234	213.9
15:30 to 16:30	250	229.5
15:45 to 16:45	254	230.7
16:00 to 17:00	212	192.7
16:15 to 17:15	182	159.4
16:30 to 17:30	182	164.6
16:45 to 17:45	186	163.7
17:00 to 18:00	199	167.6
17:15 to 18:15	185	157.3
17:30 to 18:30	180	141.9
17:45 to 18:45	168	130.9
18:00 to 19:00	177	140.2
P.M. Peak	254	230.7



	Site / Location:	Site A, Crossfield Road / Lancaster Grove	Project No:	6755	Drawing No:	6755-01	Drawn By:	SR
	Survey Date:	Wednesday 5th October 2016		Project Name:	Crossfield Road, Belsize			
	Survey Times:	07:00 to 19:00		Drawing Title:	Site Layout and Observed Movements			



SITE: A

DATE: 05/10/2016

LOCATION: Crossfield Road / Lancaster Grove

DAY: Wednesday

TIME	A to C								TOT	PCU's	A to B								TOT	PCU's
	CAR	LGV	OGV1	OGV2	PSV	MCL	PCL	CAR			LGV	OGV1	OGV2	PSV	MCL	PCL				
07:00	0	0	0	0	0	0	0	0	0	0	2	0	0	0	0	0	1	3	2.2	
07:15	2	0	0	0	0	0	0	1	3	2.2	2	0	0	0	0	0	0	2	2	
07:30	0	0	0	0	0	0	0	1	1	0.2	8	1	0	0	0	0	1	10	9.2	
07:45	6	0	0	0	0	0	0	0	6	6	6	1	0	0	0	0	1	8	7.2	
H/TOT	8	0	0	0	0	0	0	2	10	8.4	18	2	0	0	0	0	3	23	20.6	
08:00	8	0	0	0	0	0	0	0	8	8	16	0	0	0	0	0	0	16	16	
08:15	1	0	0	0	0	0	0	0	1	1	17	0	1	0	0	0	0	18	18.5	
08:30	2	0	0	0	0	0	0	0	2	2	9	1	0	0	0	0	0	10	10	
08:45	2	0	0	0	0	0	0	0	2	2	7	2	1	1	1	1	1	14	15.4	
H/TOT	13	0	0	0	0	0	0	0	13	13	49	3	2	1	1	1	1	58	59.9	
09:00	0	0	0	0	0	1	1	1	2	0.6	10	0	0	0	0	0	0	10	10	
09:15	1	0	0	0	0	0	0	0	1	1	3	1	0	0	0	0	0	4	4	
09:30	0	1	0	0	0	0	0	0	1	1	4	0	0	0	0	2	0	6	4.8	
09:45	0	0	0	0	0	0	0	0	0	0	4	2	2	0	0	0	0	8	9	
H/TOT	1	1	0	0	0	1	1	1	4	2.6	21	3	2	0	0	2	0	28	27.8	
10:00	0	1	1	0	0	0	0	0	2	2.5	0	2	0	0	0	0	0	2	2	
10:15	0	0	0	0	0	0	0	0	0	0	3	4	0	0	0	0	1	8	7.2	
10:30	1	0	0	0	0	0	0	0	1	1	1	1	1	0	0	0	0	3	3.5	
10:45	0	0	0	0	0	1	0	0	1	0.4	0	0	0	0	0	0	0	0	0	
H/TOT	1	1	1	0	0	1	0	0	4	3.9	4	7	1	0	0	0	1	13	12.7	
11:00	1	1	0	0	0	0	0	0	2	2	4	2	2	0	0	0	0	8	9	
11:15	0	0	0	0	0	0	0	0	0	0	7	1	0	0	0	0	0	8	8	
11:30	2	0	0	0	0	0	0	0	2	2	2	0	0	0	0	0	1	3	2.2	
11:45	3	0	0	0	0	0	0	0	3	3	4	2	1	0	0	0	0	7	7.5	
H/TOT	6	1	0	0	0	0	0	0	7	7	17	5	3	0	0	0	1	26	26.7	
12:00	1	0	0	0	0	0	0	0	1	1	6	1	0	0	0	0	0	7	7	
12:15	0	0	0	0	0	1	0	0	1	0.4	8	2	0	0	0	0	0	10	10	
12:30	0	0	0	0	0	1	0	0	1	0.4	2	1	0	0	0	0	0	3	3	
12:45	2	1	0	0	0	1	0	0	4	3.4	0	2	0	0	0	0	0	2	2	
H/TOT	3	1	0	0	0	3	0	0	7	5.2	16	6	0	0	0	0	0	22	22	
13:00	0	0	0	0	0	0	0	1	1	0.2	5	1	1	0	0	0	0	7	7.5	
13:15	1	0	0	0	0	0	0	0	1	1	4	3	0	0	1	0	0	8	9	
13:30	1	1	0	0	0	0	0	0	2	2	4	1	1	0	0	0	0	6	6.5	
13:45	1	0	0	0	0	0	0	0	1	1	2	0	0	0	0	0	0	2	2	
H/TOT	3	1	0	0	0	0	0	1	5	4.2	15	5	2	0	1	0	0	23	25	
14:00	2	0	0	0	0	0	0	0	2	2	8	2	0	0	0	0	0	10	10	
14:15	1	1	0	0	0	0	0	0	2	2	4	1	1	0	0	1	1	8	7.1	
14:30	0	0	0	0	0	0	0	0	0	0	4	0	0	0	0	1	1	6	4.6	
14:45	2	0	0	0	0	0	0	0	2	2	1	1	0	0	0	1	0	3	2.4	
H/TOT	5	1	0	0	0	0	0	0	6	6	17	4	1	0	0	3	2	27	24.1	
15:00	0	0	0	0	0	0	0	0	0	0	5	0	0	0	0	0	2	7	5.4	
15:15	3	0	0	0	0	0	0	0	3	3	11	1	0	0	0	1	0	13	12.4	
15:30	3	0	0	0	0	0	0	0	3	3	8	0	0	0	0	0	1	9	8.2	
15:45	3	0	0	0	0	0	0	0	3	3	5	1	0	0	0	0	0	6	6	
H/TOT	9	0	0	0	0	0	0	0	9	9	29	2	0	0	0	1	3	35	32	
16:00	2	0	0	0	0	0	0	0	2	2	12	0	0	0	0	0	0	12	12	
16:15	4	0	0	0	0	0	1	0	5	4.4	10	1	1	0	0	0	0	12	12.5	
16:30	3	0	0	0	0	0	0	0	3	3	11	0	0	0	0	0	2	13	11.4	
16:45	4	0	1	0	0	0	0	0	5	5.5	14	2	0	0	0	0	1	17	16.2	
H/TOT	13	0	1	0	0	0	1	0	15	14.9	47	3	1	0	0	0	3	54	52.1	
17:00	1	0	0	0	0	0	0	0	1	1	5	0	0	0	0	1	0	6	5.4	
17:15	2	0	0	0	0	0	0	0	2	2	6	2	0	0	1	0	0	9	10	
17:30	2	0	1	0	0	0	0	0	3	3.5	5	2	0	0	0	0	3	10	7.6	
17:45	0	0	0	0	0	0	0	0	0	0	13	1	0	0	0	1	0	15	14.4	
H/TOT	5	0	1	0	0	0	0	0	6	6.5	29	5	0	0	1	2	3	40	37.4	
18:00	0	0	0	0	0	0	0	0	0	0	5	0	0	0	0	0	0	5	5	
18:15	0	0	0	0	0	0	0	0	0	0	11	2	0	0	0	1	1	15	13.6	
18:30	1	1	0	0	0	0	0	0	2	2	4	1	0	0	0	0	2	7	5.4	
18:45	2	0	0	0	0	0	0	1	3	2.2	8	1	0	0	0	0	0	9	9	
H/TOT	3	1	0	0	0	0	0	1	5	4.2	28	4	0	0	0	1	3	36	33	
P/TOT	70	7	3	0	0	6	5	0	91	84.9	290	49	12	1	3	10	20	385	373.3	



SITE: A

DATE: 05/10/2016

LOCATION: Crossfield Road / Lancaster Grove

DAY: Wednesday

TIME	A to A							TOT	PCU's
	CAR	LGV	OGV1	OGV2	PSV	MCL	PCL		
07:00	0	0	0	0	0	0	0	0	0
07:15	0	0	0	0	0	0	0	0	0
07:30	0	0	0	0	0	0	0	0	0
07:45	0	0	0	0	0	0	0	0	0
H/TOT	0	0	0	0	0	0	0	0	0
08:00	0	0	0	0	0	0	0	0	0
08:15	0	0	0	0	0	0	0	0	0
08:30	0	0	0	0	0	0	0	0	0
08:45	0	0	0	0	0	0	0	0	0
H/TOT	0	0	0	0	0	0	0	0	0
09:00	0	0	0	0	0	0	0	0	0
09:15	1	0	0	0	0	0	0	1	1
09:30	0	0	0	0	0	0	0	0	0
09:45	0	0	0	0	0	0	0	0	0
H/TOT	1	0	0	0	0	0	0	1	1
10:00	0	0	0	0	0	0	0	0	0
10:15	0	0	0	0	0	0	0	0	0
10:30	1	0	0	0	0	0	0	1	1
10:45	0	0	0	0	0	0	0	0	0
H/TOT	1	0	0	0	0	0	0	1	1
11:00	0	0	0	0	0	0	0	0	0
11:15	0	0	0	0	0	0	0	0	0
11:30	0	0	0	0	0	0	0	0	0
11:45	0	0	0	0	0	0	0	0	0
H/TOT	0	0	0	0	0	0	0	0	0
12:00	0	0	0	0	0	0	0	0	0
12:15	0	0	0	0	0	0	0	0	0
12:30	0	0	0	0	0	0	0	0	0
12:45	0	0	0	0	0	0	0	0	0
H/TOT	0	0	0	0	0	0	0	0	0
13:00	0	0	0	0	0	0	0	0	0
13:15	0	0	0	0	0	0	0	0	0
13:30	0	0	0	0	0	0	0	0	0
13:45	0	0	0	0	0	0	0	0	0
H/TOT	0	0	0	0	0	0	0	0	0
14:00	0	0	0	0	0	0	0	0	0
14:15	0	0	0	0	0	0	0	0	0
14:30	0	0	0	0	0	0	0	0	0
14:45	0	0	0	0	0	0	0	0	0
H/TOT	0	0	0	0	0	0	0	0	0
15:00	0	0	0	0	0	0	0	0	0
15:15	0	0	0	0	0	0	0	0	0
15:30	0	0	0	0	0	0	0	0	0
15:45	0	0	0	0	0	0	0	0	0
H/TOT	0	0	0	0	0	0	0	0	0
16:00	0	0	0	0	0	0	0	0	0
16:15	0	0	0	0	0	0	0	0	0
16:30	0	0	0	0	0	0	0	0	0
16:45	0	0	0	0	0	0	0	0	0
H/TOT	0	0	0	0	0	0	0	0	0
17:00	0	0	0	0	0	0	0	0	0
17:15	0	0	0	0	0	0	0	0	0
17:30	0	0	0	0	0	0	0	0	0
17:45	0	0	0	0	0	0	0	0	0
H/TOT	0	0	0	0	0	0	0	0	0
18:00	0	0	0	0	0	0	0	0	0
18:15	0	0	0	0	0	0	0	0	0
18:30	0	0	0	0	0	0	0	0	0
18:45	0	0	0	0	0	0	0	0	0
P/TOT	0	0	0	0	0	0	0	0	0
P/TOT	2	0	0	0	0	0	0	2	2



SITE: A

DATE: 05/10/2016

LOCATION: Crossfield Road / Lancaster Grove

DAY: Wednesday

TIME	B to A								TOT	PCU's	B to C								TOT	PCU's
	CAR	LGV	OGV1	OGV2	PSV	MCL	PCL	CAR			LGV	OGV1	OGV2	PSV	MCL	PCL				
07:00	3	0	0	0	1	0	0	4	5	2	0	0	0	0	0	0	2	2		
07:15	6	0	1	0	0	0	1	8	7.7	5	3	1	0	0	0	0	9	9.5		
07:30	4	1	0	0	0	0	2	7	5.4	12	1	0	0	0	1	4	18	14.2		
07:45	11	0	0	0	0	0	2	13	11.4	33	0	0	0	0	1	2	36	33.8		
H/TOT	24	1	1	0	1	0	5	32	29.5	52	4	1	0	0	2	6	65	59.5		
08:00	14	0	0	0	0	0	1	15	14.2	36	2	0	0	0	1	3	42	39		
08:15	11	0	0	0	0	0	3	14	11.6	11	0	0	0	0	0	2	13	11.4		
08:30	16	1	0	0	0	0	4	21	17.8	5	1	0	0	0	1	4	11	7.2		
08:45	10	2	1	0	0	2	1	16	14.5	12	2	0	0	0	2	0	16	14.8		
H/TOT	51	3	1	0	0	2	9	66	58.1	64	5	0	0	0	4	9	82	72.4		
09:00	8	2	1	1	0	0	0	12	13.8	6	2	0	0	0	0	3	11	8.6		
09:15	11	2	1	0	0	0	2	16	14.9	2	0	1	0	0	0	3	6	4.1		
09:30	6	0	0	0	0	1	0	7	6.4	7	2	0	0	0	0	1	10	9.2		
09:45	8	3	0	0	0	1	3	15	12	11	1	1	0	0	0	0	13	13.5		
H/TOT	33	7	2	1	0	2	5	50	47.1	26	5	2	0	0	0	7	40	35.4		
10:00	4	5	0	0	0	1	0	10	9.4	4	1	0	0	0	0	0	5	5		
10:15	5	3	0	0	0	0	0	8	8	6	2	0	0	0	1	0	9	8.4		
10:30	7	3	1	0	0	1	1	13	12.1	2	0	0	0	0	1	1	4	2.6		
10:45	1	1	2	0	0	0	0	4	5	2	2	1	0	0	0	0	5	5.5		
H/TOT	17	12	3	0	0	2	1	35	34.5	14	5	1	0	0	2	1	23	21.5		
11:00	3	2	1	0	0	0	1	7	6.7	4	3	0	0	0	0	1	8	7.2		
11:15	3	1	0	0	0	0	0	4	4	5	1	1	0	0	1	1	9	8.1		
11:30	3	1	2	0	0	1	0	7	7.4	5	0	2	0	0	1	0	8	8.4		
11:45	13	3	0	0	0	0	0	16	16	7	2	0	0	0	1	0	10	9.4		
H/TOT	22	7	3	0	0	1	1	34	34.1	21	6	3	0	0	3	2	35	33.1		
12:00	6	1	1	0	0	0	1	9	8.7	3	2	0	0	0	0	0	5	5		
12:15	4	3	1	0	0	2	0	10	9.3	7	1	0	0	0	2	0	10	8.8		
12:30	8	1	0	0	0	2	0	11	9.8	5	2	0	0	0	0	0	7	7		
12:45	5	2	1	0	0	0	1	9	8.7	4	1	1	0	0	2	0	8	7.3		
H/TOT	23	7	3	0	0	4	2	39	36.5	19	6	1	0	0	4	0	30	28.1		
13:00	4	3	0	0	0	2	1	10	8	5	1	0	0	0	0	0	6	6		
13:15	10	0	1	0	0	0	2	13	11.9	4	0	0	0	0	0	0	4	4		
13:30	9	0	0	0	0	1	0	10	9.4	6	3	0	0	0	0	0	9	9		
13:45	5	1	0	0	0	0	0	6	6	7	2	1	0	0	1	0	11	10.9		
H/TOT	28	4	1	0	0	3	3	39	35.3	22	6	1	0	0	1	0	30	29.9		
14:00	4	0	0	0	0	2	0	6	4.8	3	0	2	0	0	0	0	5	6		
14:15	4	1	0	0	0	0	2	7	5.4	3	2	0	0	0	0	0	5	5		
14:30	6	3	0	0	0	0	1	10	9.2	5	1	0	0	0	1	2	9	6.8		
14:45	15	2	0	0	0	0	0	17	17	1	0	0	0	0	1	0	2	1.4		
H/TOT	29	6	0	0	0	2	3	40	36.4	12	3	2	0	0	2	2	21	19.2		
15:00	5	1	0	1	0	1	0	8	8.7	9	0	0	0	0	0	0	9	9		
15:15	11	1	0	0	0	0	0	12	12	6	1	0	0	0	1	0	8	7.4		
15:30	14	4	0	0	0	0	0	18	18	8	0	0	0	0	1	1	10	8.6		
15:45	8	2	0	0	0	1	1	12	10.6	24	0	0	0	0	0	0	24	24		
H/TOT	38	8	0	1	0	2	1	50	49.3	47	1	0	0	0	2	1	51	49		
16:00	11	1	0	0	1	0	0	13	14	16	2	0	0	0	1	1	20	18.6		
16:15	12	0	0	0	0	0	2	14	12.4	7	3	0	0	0	1	1	12	10.6		
16:30	13	1	0	0	0	0	0	14	14	10	0	0	0	0	0	0	10	10		
16:45	16	2	0	0	0	3	0	21	19.2	12	0	0	0	0	0	1	13	12.2		
H/TOT	52	4	0	0	1	3	2	62	59.6	45	5	0	0	0	2	3	55	51.4		
17:00	11	1	0	0	0	0	0	12	12	13	0	0	0	0	1	2	16	13.8		
17:15	7	1	0	0	0	0	1	9	8.2	9	0	0	0	0	0	1	10	9.2		
17:30	15	1	1	0	0	2	3	22	18.9	11	0	0	0	0	0	1	12	11.2		
17:45	10	0	0	0	0	0	0	10	10	7	1	0	0	0	0	2	10	8.4		
H/TOT	43	3	1	0	0	2	4	53	49.1	40	1	0	0	0	1	6	48	42.6		
18:00	8	1	0	0	0	0	0	9	9	10	1	1	0	0	0	2	14	12.9		
18:15	9	1	2	0	0	0	1	13	13.2	16	0	0	0	0	0	5	21	17		
18:30	7	0	0	0	0	2	1	10	8	9	1	0	0	0	0	0	10	10		
18:45	13	0	0	0	0	1	0	14	13.4	14	0	0	0	0	1	1	16	14.6		
P/TOT	37	2	2	0	0	3	2	46	43.6	49	2	1	0	0	1	8	61	54.5		
P/TOT	397	64	17	2	2	26	38	546	513.1	411	49	12	0	0	24	45	541	496.6		



SITE: A

DATE: 05/10/2016

LOCATION: Crossfield Road / Lancaster Grove

DAY: Wednesday

TIME	B to B							TOT	PCU's
	CAR	LGV	OGV1	OGV2	PSV	MCL	PCL		
07:00	0	0	0	0	0	0	0	0	0
07:15	0	0	0	0	0	0	0	0	0
07:30	0	0	0	0	0	0	0	0	0
07:45	0	0	0	0	0	0	0	0	0
H/TOT	0	0	0	0	0	0	0	0	0
08:00	1	0	0	0	0	0	0	1	1
08:15	0	0	0	0	0	0	0	0	0
08:30	0	0	0	0	0	0	0	0	0
08:45	0	0	0	0	0	0	0	0	0
H/TOT	1	0	0	0	0	0	0	1	1
09:00	2	0	0	0	0	0	0	2	2
09:15	0	0	0	0	0	0	0	0	0
09:30	0	0	0	0	0	0	0	0	0
09:45	0	0	0	0	0	0	0	0	0
H/TOT	2	0	0	0	0	0	0	2	2
10:00	0	0	0	0	0	0	0	0	0
10:15	0	1	0	0	0	0	0	1	1
10:30	0	0	0	0	0	0	0	0	0
10:45	0	0	0	0	0	0	0	0	0
H/TOT	0	1	0	0	0	0	0	1	1
11:00	0	0	0	0	0	0	0	0	0
11:15	0	0	0	0	0	0	0	0	0
11:30	0	0	0	0	0	0	0	0	0
11:45	0	0	0	0	0	0	0	0	0
H/TOT	0	0	0	0	0	0	0	0	0
12:00	0	0	0	0	0	0	0	0	0
12:15	0	0	0	0	0	0	0	0	0
12:30	0	0	0	0	0	0	0	0	0
12:45	0	0	0	0	0	0	0	0	0
H/TOT	0	0	0	0	0	0	0	0	0
13:00	0	0	0	0	0	0	0	0	0
13:15	0	0	0	0	0	0	0	0	0
13:30	0	0	0	0	0	0	0	0	0
13:45	0	0	0	0	0	0	0	0	0
H/TOT	0	0	0	0	0	0	0	0	0
14:00	0	0	0	0	0	0	0	0	0
14:15	0	0	0	0	0	0	0	0	0
14:30	0	0	0	0	0	0	0	0	0
14:45	0	0	0	0	0	0	0	0	0
H/TOT	0	0	0	0	0	0	0	0	0
15:00	0	0	0	0	0	0	0	0	0
15:15	0	0	0	0	0	0	0	0	0
15:30	0	0	0	0	0	0	0	0	0
15:45	0	0	0	0	0	0	0	0	0
H/TOT	0	0	0	0	0	0	0	0	0
16:00	0	0	0	0	0	0	0	0	0
16:15	0	0	0	0	0	0	0	0	0
16:30	1	0	0	0	0	0	0	1	1
16:45	0	0	0	0	0	0	0	0	0
H/TOT	1	0	0	0	0	0	0	1	1
17:00	0	0	0	0	0	0	0	0	0
17:15	0	0	0	0	0	0	0	0	0
17:30	0	0	0	0	0	0	0	0	0
17:45	0	0	0	0	0	0	0	0	0
H/TOT	0	0	0	0	0	0	0	0	0
18:00	0	0	0	0	0	0	0	0	0
18:15	0	0	0	0	0	0	0	0	0
18:30	0	0	0	0	0	0	0	0	0
18:45	0	0	0	0	0	0	0	0	0
P/TOT	0	0	0	0	0	0	0	0	0
P/TOT	4	1	0	0	0	0	0	5	5



SITE: A

DATE: 05/10/2016

LOCATION: Crossfield Road / Lancaster Grove

DAY: Wednesday

TIME	C to B								TOT	PCU's	C to A								TOT	PCU's
	CAR	LGV	OGV1	OGV2	PSV	MCL	PCL	CAR			LGV	OGV1	OGV2	PSV	MCL	PCL				
07:00	3	1	0	0	0	0	0	4	4	0	0	0	0	0	0	0	0	0	0	
07:15	4	0	1	0	0	0	0	5	5.5	0	0	0	0	0	0	0	0	0	0	
07:30	7	0	0	0	0	0	0	7	7	1	0	0	0	0	0	0	0	1	1	
07:45	10	0	0	0	0	0	2	12	10.4	1	0	0	0	0	0	0	0	1	1	
H/TOT	24	1	1	0	0	0	2	28	26.9	2	0	0	0	0	0	0	0	2	2	
08:00	6	1	1	0	0	0	1	9	8.7	0	0	0	0	0	0	0	0	0	0	
08:15	8	1	1	0	0	0	2	12	10.9	2	0	0	0	0	0	0	0	2	2	
08:30	5	0	0	0	0	0	5	10	6	0	0	0	0	0	0	0	0	0	0	
08:45	5	0	1	0	0	0	0	6	6.5	1	0	1	0	1	0	1	0	4	4.7	
H/TOT	24	2	3	0	0	0	8	37	32.1	3	0	1	0	1	0	1	6	6.7		
09:00	2	1	0	0	0	1	1	5	3.6	2	0	0	0	0	0	0	0	2	2	
09:15	5	0	1	0	0	0	2	8	6.9	1	0	0	0	0	0	0	0	1	1	
09:30	5	4	0	0	0	0	2	11	9.4	0	0	0	0	0	0	0	0	0	0	
09:45	3	1	0	0	0	0	1	5	4.2	0	0	0	0	0	1	0	1	0.4	0.4	
H/TOT	15	6	1	0	0	1	6	29	24.1	3	0	0	0	0	1	0	4	3.4		
10:00	7	3	0	0	0	0	0	10	10	3	1	1	0	0	0	0	0	5	5.5	
10:15	5	1	0	0	0	0	0	6	6	0	1	0	0	0	1	0	2	1.4	1.4	
10:30	2	0	0	0	0	0	2	4	2.4	0	1	0	0	0	0	0	1	1	1	
10:45	6	2	0	0	0	0	0	8	8	0	0	0	0	0	0	0	0	0	0	
H/TOT	20	6	0	0	0	0	2	28	26.4	3	3	1	0	0	1	0	8	7.9		
11:00	2	1	0	0	0	0	1	4	3.2	0	1	1	0	0	0	0	2	2.5	2.5	
11:15	7	2	0	0	0	0	0	9	9	1	0	0	0	0	1	0	2	1.4	1.4	
11:30	6	1	0	0	0	1	1	9	7.6	0	3	0	0	0	0	0	3	3	3	
11:45	10	1	2	0	0	0	1	14	14.2	1	1	0	0	0	0	0	2	2	2	
H/TOT	25	5	2	0	0	1	3	36	34	2	5	1	0	0	1	0	9	8.9		
12:00	8	0	0	0	0	1	4	13	9.2	0	0	0	0	0	0	0	0	0	0	
12:15	4	2	0	0	0	1	0	7	6.4	3	0	0	0	0	0	0	3	3	3	
12:30	1	0	2	0	0	0	0	3	4	0	0	0	0	0	1	0	1	0.4	0.4	
12:45	1	1	0	0	0	1	3	6	3	1	0	0	0	0	0	0	1	1	1	
H/TOT	14	3	2	0	0	3	7	29	22.6	4	0	0	0	0	1	0	5	4.4		
13:00	3	2	1	0	0	0	0	6	6.5	0	0	0	0	0	0	0	0	0	0	
13:15	5	1	0	0	0	1	3	10	7	0	0	0	0	0	0	0	0	0	0	
13:30	10	1	1	0	0	0	0	12	12.5	0	0	0	0	0	1	0	1	0.4	0.4	
13:45	4	1	0	0	0	0	2	7	5.4	3	1	0	0	0	0	1	5	4.2	4.2	
H/TOT	22	5	2	0	0	1	5	35	31.4	3	1	0	0	0	1	1	6	4.6		
14:00	6	2	1	0	0	0	1	10	9.7	12	0	0	0	0	2	0	14	12.8	12.8	
14:15	5	1	0	0	0	1	1	8	6.6	0	0	0	0	0	0	0	0	0	0	
14:30	6	2	0	0	0	1	0	9	8.4	0	0	0	0	0	0	0	0	0	0	
14:45	8	2	0	0	0	3	1	14	11.4	3	0	0	0	0	0	0	3	3	3	
H/TOT	25	7	1	0	0	5	3	41	36.1	15	0	0	0	0	2	0	17	15.8		
15:00	10	2	0	0	0	3	0	15	13.2	1	0	0	0	0	0	0	1	1	1	
15:15	3	2	0	0	0	1	2	8	5.8	3	1	0	0	0	0	0	4	4	4	
15:30	4	4	0	0	0	0	2	10	8.4	0	0	0	0	0	0	0	0	0	0	
15:45	8	3	0	0	1	0	2	14	13.4	0	0	1	0	0	0	0	1	1.5	1.5	
H/TOT	25	11	0	0	1	4	6	47	40.8	4	1	1	0	0	0	0	6	6.5		
16:00	14	2	0	0	0	1	0	17	16.4	1	0	0	0	0	0	0	1	1	1	
16:15	10	2	0	0	0	3	2	17	13.6	3	0	0	0	0	0	0	3	3	3	
16:30	8	1	0	0	0	1	1	11	9.6	2	0	0	0	0	0	0	2	2	2	
16:45	12	2	0	0	0	1	4	19	15.2	3	0	0	0	0	0	0	3	3	3	
H/TOT	44	7	0	0	0	6	7	64	54.8	9	0	0	0	0	0	0	9	9		
17:00	14	1	0	0	0	0	1	16	15.2	5	0	0	0	0	0	0	5	5	5	
17:15	6	1	0	0	0	1	3	11	8	1	0	0	0	0	0	1	2	1.2	1.2	
17:30	13	0	0	0	0	2	2	17	14.2	0	0	0	0	0	0	0	0	0	0	
17:45	9	1	0	0	0	1	1	12	10.6	2	1	1	0	0	0	0	4	4.5	4.5	
H/TOT	42	3	0	0	0	4	7	56	48	8	1	1	0	0	0	1	11	10.7		
18:00	9	0	0	0	0	1	3	13	10	2	0	0	0	0	1	0	3	2.4	2.4	
18:15	8	1	0	0	0	0	4	13	9.8	2	0	0	0	0	0	0	2	2	2	
18:30	12	1	0	0	0	0	2	15	13.4	1	0	0	0	0	1	0	2	1.4	1.4	
18:45	7	1	0	0	0	1	4	13	9.2	1	0	0	0	0	0	0	1	1	1	
P/TOT	36	3	0	0	0	2	13	54	42.4	6	0	0	0	0	2	0	8	6.8		
P/TOT	316	59	12	0	1	27	69	484	419.6	62	11	5	0	1	9	3	91	86.7		



SITE: A

DATE: 05/10/2016

LOCATION: Crossfield Road / Lancaster Grove

DAY: Wednesday

TIME	C to C							TOT	PCU's
	CAR	LGV	OGV1	OGV2	PSV	MCL	PCL		
07:00	0	0	0	0	0	0	0	0	0
07:15	0	0	0	0	0	0	0	0	0
07:30	0	0	0	0	0	0	0	0	0
07:45	0	0	0	0	0	0	0	0	0
H/TOT	0	0	0	0	0	0	0	0	0
08:00	0	0	0	0	0	0	0	0	0
08:15	0	0	0	0	0	0	0	0	0
08:30	1	0	0	0	0	0	0	1	1
08:45	1	0	0	0	0	0	0	1	1
H/TOT	2	0	0	0	0	0	0	2	2
09:00	1	0	0	0	0	0	0	1	1
09:15	0	0	0	0	0	0	0	0	0
09:30	0	0	0	0	0	0	0	0	0
09:45	0	0	0	0	0	0	0	0	0
H/TOT	1	0	0	0	0	0	0	1	1
10:00	0	0	0	0	0	0	0	0	0
10:15	0	1	0	0	0	0	0	1	1
10:30	0	0	0	0	0	0	0	0	0
10:45	0	0	0	0	0	0	0	0	0
H/TOT	0	1	0	0	0	0	0	1	1
11:00	0	0	0	0	0	0	0	0	0
11:15	0	0	0	0	0	0	0	0	0
11:30	0	0	0	0	0	0	0	0	0
11:45	0	0	0	0	0	0	0	0	0
H/TOT	0	0	0	0	0	0	0	0	0
12:00	0	0	0	0	0	0	0	0	0
12:15	0	0	0	0	0	0	0	0	0
12:30	0	0	0	0	0	0	0	0	0
12:45	0	0	0	0	0	0	0	0	0
H/TOT	0	0	0	0	0	0	0	0	0
13:00	0	0	0	0	0	0	0	0	0
13:15	0	0	0	0	0	0	0	0	0
13:30	0	1	0	0	0	0	0	1	1
13:45	0	0	0	0	0	0	0	0	0
H/TOT	0	1	0	0	0	0	0	1	1
14:00	0	0	0	0	0	0	0	0	0
14:15	0	0	0	0	0	0	0	0	0
14:30	0	0	0	0	0	0	0	0	0
14:45	1	0	0	0	0	0	0	1	1
H/TOT	1	0	0	0	0	0	0	1	1
15:00	0	0	0	0	0	0	0	0	0
15:15	0	0	0	0	0	0	0	0	0
15:30	0	0	0	0	0	0	0	0	0
15:45	0	0	0	0	0	0	0	0	0
H/TOT	0	0	0	0	0	0	0	0	0
16:00	0	0	0	0	0	0	0	0	0
16:15	1	0	0	0	0	0	0	1	1
16:30	0	0	0	0	0	0	0	0	0
16:45	0	0	0	0	0	0	0	0	0
H/TOT	1	0	0	0	0	0	0	1	1
17:00	0	0	0	0	0	0	0	0	0
17:15	0	0	0	0	0	0	0	0	0
17:30	0	0	0	0	0	0	0	0	0
17:45	0	0	0	0	0	0	0	0	0
H/TOT	0	0	0	0	0	0	0	0	0
18:00	0	0	0	0	0	0	0	0	0
18:15	0	0	0	0	0	0	0	0	0
18:30	0	0	0	0	0	0	0	0	0
18:45	0	0	0	0	0	0	0	0	0
P/TOT	0	0	0	0	0	0	0	0	0
P/TOT	5	2	0	0	0	0	0	7	7



SITE: A

DATE: 05/10/2016

LOCATION: Crossfield Road / Lancaster Grove

DAY: Wednesday

TIME	TO ARM A								TOT	PCU's	FROM ARM A								TOT	PCU's
	CAR	LGV	OGV1	OGV2	PSV	MCL	PCL	CAR			LGV	OGV1	OGV2	PSV	MCL	PCL				
07:00	3	0	0	0	1	0	0	4	5	2	0	0	0	0	0	1	3	2.2		
07:15	6	0	1	0	0	0	1	8	7.7	4	0	0	0	0	0	1	5	4.2		
07:30	5	1	0	0	0	0	2	8	6.4	8	1	0	0	0	0	2	11	9.4		
07:45	12	0	0	0	0	0	2	14	12.4	12	1	0	0	0	0	1	14	13.2		
H/TOT	26	1	1	0	1	0	5	34	31.5	26	2	0	0	0	0	5	33	29		
08:00	14	0	0	0	0	0	1	15	14.2	24	0	0	0	0	0	0	24	24		
08:15	13	0	0	0	0	0	3	16	13.6	18	0	1	0	0	0	0	19	19.5		
08:30	16	1	0	0	0	0	4	21	17.8	11	1	0	0	0	0	0	12	12		
08:45	11	2	2	0	1	2	2	20	19.2	9	2	1	1	1	1	1	16	17.4		
H/TOT	54	3	2	0	1	2	10	72	64.8	62	3	2	1	1	1	1	71	72.9		
09:00	10	2	1	1	0	0	0	14	15.8	10	0	0	0	0	1	1	12	10.6		
09:15	13	2	1	0	0	0	2	18	16.9	5	1	0	0	0	0	0	6	6		
09:30	6	0	0	0	0	1	0	7	6.4	4	1	0	0	0	2	0	7	5.8		
09:45	8	3	0	0	0	2	3	16	12.4	4	2	2	0	0	0	0	8	9		
H/TOT	37	7	2	1	0	3	5	55	51.5	23	4	2	0	0	3	1	33	31.4		
10:00	7	6	1	0	0	1	0	15	14.9	0	3	1	0	0	0	0	4	4.5		
10:15	5	4	0	0	0	1	0	10	9.4	3	4	0	0	0	0	1	8	7.2		
10:30	8	4	1	0	0	1	1	15	14.1	3	1	1	0	0	0	0	5	5.5		
10:45	1	1	2	0	0	0	0	4	5	0	0	0	0	0	1	0	1	0.4		
H/TOT	21	15	4	0	0	3	1	44	43.4	6	8	2	0	0	1	1	18	17.6		
11:00	3	3	2	0	0	0	1	9	9.2	5	3	2	0	0	0	0	10	11		
11:15	4	1	0	0	0	1	0	6	5.4	7	1	0	0	0	0	0	8	8		
11:30	3	4	2	0	0	1	0	10	10.4	4	0	0	0	0	0	1	5	4.2		
11:45	14	4	0	0	0	0	0	18	18	7	2	1	0	0	0	0	10	10.5		
H/TOT	24	12	4	0	0	2	1	43	43	23	6	3	0	0	0	1	33	33.7		
12:00	6	1	1	0	0	0	1	9	8.7	7	1	0	0	0	0	0	8	8		
12:15	7	3	1	0	0	2	0	13	12.3	8	2	0	0	0	1	0	11	10.4		
12:30	8	1	0	0	0	3	0	12	10.2	2	1	0	0	0	1	0	4	3.4		
12:45	6	2	1	0	0	0	1	10	9.7	2	3	0	0	0	1	0	6	5.4		
H/TOT	27	7	3	0	0	5	2	44	40.9	19	7	0	0	0	3	0	29	27.2		
13:00	4	3	0	0	0	2	1	10	8	5	1	1	0	0	0	1	8	7.7		
13:15	10	0	1	0	0	0	2	13	11.9	5	3	0	0	1	0	0	9	10		
13:30	9	0	0	0	0	2	0	11	9.8	5	2	1	0	0	0	0	8	8.5		
13:45	8	2	0	0	0	0	1	11	10.2	3	0	0	0	0	0	0	3	3		
H/TOT	31	5	1	0	0	4	4	45	39.9	18	6	2	0	1	0	1	28	29.2		
14:00	16	0	0	0	0	4	0	20	17.6	10	2	0	0	0	0	0	12	12		
14:15	4	1	0	0	0	0	2	7	5.4	5	2	1	0	0	1	1	10	9.1		
14:30	6	3	0	0	0	0	1	10	9.2	4	0	0	0	0	1	1	6	4.6		
14:45	18	2	0	0	0	0	0	20	20	3	1	0	0	0	1	0	5	4.4		
H/TOT	44	6	0	0	0	4	3	57	52.2	22	5	1	0	0	3	2	33	30.1		
15:00	6	1	0	1	0	1	0	9	9.7	5	0	0	0	0	0	2	7	5.4		
15:15	14	2	0	0	0	0	0	16	16	14	1	0	0	0	1	0	16	15.4		
15:30	14	4	0	0	0	0	0	18	18	11	0	0	0	0	0	1	12	11.2		
15:45	8	2	1	0	0	1	1	13	12.1	8	1	0	0	0	0	0	9	9		
H/TOT	42	9	1	1	0	2	1	56	55.8	38	2	0	0	0	1	3	44	41		
16:00	12	1	0	0	1	0	0	14	15	14	0	0	0	0	0	0	14	14		
16:15	15	0	0	0	0	0	2	17	15.4	14	1	1	0	0	1	0	17	16.9		
16:30	15	1	0	0	0	0	0	16	16	14	0	0	0	0	0	2	16	14.4		
16:45	19	2	0	0	0	3	0	24	22.2	18	2	1	0	0	0	1	22	21.7		
H/TOT	61	4	0	0	1	3	2	71	68.6	60	3	2	0	0	1	3	69	67		
17:00	16	1	0	0	0	0	0	17	17	6	0	0	0	0	1	0	7	6.4		
17:15	8	1	0	0	0	0	2	11	9.4	8	2	0	0	1	0	0	11	12		
17:30	15	1	1	0	0	2	3	22	18.9	7	2	1	0	0	0	3	13	11.1		
17:45	12	1	1	0	0	0	0	14	14.5	13	1	0	0	0	1	0	15	14.4		
H/TOT	51	4	2	0	0	2	5	64	59.8	34	5	1	0	1	2	3	46	43.9		
18:00	10	1	0	0	0	1	0	12	11.4	5	0	0	0	0	0	0	5	5		
18:15	11	1	2	0	0	0	1	15	15.2	11	2	0	0	0	1	1	15	13.6		
18:30	8	0	0	0	0	3	1	12	9.4	5	2	0	0	0	0	2	9	7.4		
18:45	14	0	0	0	0	1	0	15	14.4	10	1	0	0	0	0	1	12	11.2		
P/TOT	43	2	2	0	0	5	2	54	50.4	31	5	0	0	0	1	4	41	37.2		
P/TOT	461	75	22	2	3	35	41	639	601.8	362	56	15	1	3	16	25	478	460.2		



SITE: A

DATE: 05/10/2016

LOCATION: Crossfield Road / Lancaster Grove

DAY: Wednesday

TIME	TO ARM B								TOT	PCU's	FROM ARM B								TOT	PCU's
	CAR	LGV	OGV1	OGV2	PSV	MCL	PCL	CAR			LGV	OGV1	OGV2	PSV	MCL	PCL				
07:00	5	1	0	0	0	0	1	7	6.2	5	0	0	0	1	0	0	6	7		
07:15	6	0	1	0	0	0	0	7	7.5	11	3	2	0	0	0	1	17	17.2		
07:30	15	1	0	0	0	0	1	17	16.2	16	2	0	0	0	1	6	25	19.6		
07:45	16	1	0	0	0	0	3	20	17.6	44	0	0	0	0	1	4	49	45.2		
H/TOT	42	3	1	0	0	0	5	51	47.5	76	5	2	0	1	2	11	97	89		
08:00	23	1	1	0	0	0	1	26	25.7	51	2	0	0	0	1	4	58	54.2		
08:15	25	1	2	0	0	0	2	30	29.4	22	0	0	0	0	0	5	27	23		
08:30	14	1	0	0	0	0	5	20	16	21	2	0	0	0	1	8	32	25		
08:45	12	2	2	1	1	1	1	20	21.9	22	4	1	0	0	4	1	32	29.3		
H/TOT	74	5	5	1	1	1	9	96	93	116	8	1	0	0	6	18	149	131.5		
09:00	14	1	0	0	0	1	1	17	15.6	16	4	1	1	0	0	3	25	24.4		
09:15	8	1	1	0	0	0	2	12	10.9	13	2	2	0	0	0	5	22	19		
09:30	9	4	0	0	0	2	2	17	14.2	13	2	0	0	0	1	1	17	15.6		
09:45	7	3	2	0	0	0	1	13	13.2	19	4	1	0	0	1	3	28	25.5		
H/TOT	38	9	3	0	0	3	6	59	53.9	61	12	4	1	0	2	12	92	84.5		
10:00	7	5	0	0	0	0	0	12	12	8	6	0	0	0	1	0	15	14.4		
10:15	8	6	0	0	0	0	1	15	14.2	11	6	0	0	0	1	0	18	17.4		
10:30	3	1	1	0	0	0	2	7	5.9	9	3	1	0	0	2	2	17	14.7		
10:45	6	2	0	0	0	0	0	8	8	3	3	3	0	0	0	0	9	10.5		
H/TOT	24	14	1	0	0	0	3	42	40.1	31	18	4	0	0	4	2	59	57		
11:00	6	3	2	0	0	0	1	12	12.2	7	5	1	0	0	0	2	15	13.9		
11:15	14	3	0	0	0	0	0	17	17	8	2	1	0	0	1	1	13	12.1		
11:30	8	1	0	0	0	1	2	12	9.8	8	1	4	0	0	2	0	15	15.8		
11:45	14	3	3	0	0	0	1	21	21.7	20	5	0	0	0	1	0	26	25.4		
H/TOT	42	10	5	0	0	1	4	62	60.7	43	13	6	0	0	4	3	69	67.2		
12:00	14	1	0	0	0	1	4	20	16.2	9	3	1	0	0	0	1	14	13.7		
12:15	12	4	0	0	0	1	0	17	16.4	11	4	1	0	0	4	0	20	18.1		
12:30	3	1	2	0	0	0	0	6	7	13	3	0	0	0	2	0	18	16.8		
12:45	1	3	0	0	0	1	3	8	5	9	3	2	0	0	2	1	17	16		
H/TOT	30	9	2	0	0	3	7	51	44.6	42	13	4	0	0	8	2	69	64.6		
13:00	8	3	2	0	0	0	0	13	14	9	4	0	0	0	2	1	16	14		
13:15	9	4	0	0	1	1	3	18	16	14	0	1	0	0	0	2	17	15.9		
13:30	14	2	2	0	0	0	0	18	19	15	3	0	0	0	1	0	19	18.4		
13:45	6	1	0	0	0	0	2	9	7.4	12	3	1	0	0	1	0	17	16.9		
H/TOT	37	10	4	0	1	1	5	58	56.4	50	10	2	0	0	4	3	69	65.2		
14:00	14	4	1	0	0	0	1	20	19.7	7	0	2	0	0	2	0	11	10.8		
14:15	9	2	1	0	0	2	2	16	13.7	7	3	0	0	0	0	2	12	10.4		
14:30	10	2	0	0	0	2	1	15	13	11	4	0	0	0	1	3	19	16		
14:45	9	3	0	0	0	4	1	17	13.8	16	2	0	0	0	1	0	19	18.4		
H/TOT	42	11	2	0	0	8	5	68	60.2	41	9	2	0	0	4	5	61	55.6		
15:00	15	2	0	0	0	3	2	22	18.6	14	1	0	1	0	1	0	17	17.7		
15:15	14	3	0	0	0	2	2	21	18.2	17	2	0	0	0	1	0	20	19.4		
15:30	12	4	0	0	0	0	3	19	16.6	22	4	0	0	0	1	1	28	26.6		
15:45	13	4	0	0	1	0	2	20	19.4	32	2	0	0	0	1	1	36	34.6		
H/TOT	54	13	0	0	1	5	9	82	72.8	85	9	0	1	0	4	2	101	98.3		
16:00	26	2	0	0	0	1	0	29	28.4	27	3	0	0	1	1	1	33	32.6		
16:15	20	3	1	0	0	3	2	29	26.1	19	3	0	0	0	1	3	26	23		
16:30	20	1	0	0	0	1	3	25	22	24	1	0	0	0	0	0	25	25		
16:45	26	4	0	0	0	1	5	36	31.4	28	2	0	0	0	3	1	34	31.4		
H/TOT	92	10	1	0	0	6	10	119	107.9	98	9	0	0	1	5	5	118	112		
17:00	19	1	0	0	0	1	1	22	20.6	24	1	0	0	0	1	2	28	25.8		
17:15	12	3	0	0	1	1	3	20	18	16	1	0	0	0	0	2	19	17.4		
17:30	18	2	0	0	0	2	5	27	21.8	26	1	1	0	0	2	4	34	30.1		
17:45	22	2	0	0	0	2	1	27	25	17	1	0	0	0	0	2	20	18.4		
H/TOT	71	8	0	0	1	6	10	96	85.4	83	4	1	0	0	3	10	101	91.7		
18:00	14	0	0	0	0	1	3	18	15	18	2	1	0	0	0	2	23	21.9		
18:15	19	3	0	0	0	1	5	28	23.4	25	1	2	0	0	0	6	34	30.2		
18:30	16	2	0	0	0	0	4	22	18.8	16	1	0	0	0	2	1	20	18		
18:45	15	2	0	0	0	1	4	22	18.2	27	0	0	0	0	2	1	30	28		
P/TOT	64	7	0	0	0	3	16	90	75.4	86	4	3	0	0	4	10	107	98.1		
P/TOT	610	109	24	1	4	37	89	874	797.9	812	114	29	2	2	50	83	1092	1014.7		



SITE: A

DATE: 05/10/2016

LOCATION: Crossfield Road / Lancaster Grove

DAY: Wednesday

TIME	TO ARM C								TOT	PCU's	FROM ARM C								TOT	PCU's
	CAR	LGV	OGV1	OGV2	PSV	MCL	PCL	CAR			LGV	OGV1	OGV2	PSV	MCL	PCL				
07:00	2	0	0	0	0	0	0	2	2	3	1	0	0	0	0	0	4	4		
07:15	7	3	1	0	0	0	1	12	11.7	4	0	1	0	0	0	0	5	5.5		
07:30	12	1	0	0	0	1	5	19	14.4	8	0	0	0	0	0	0	8	8		
07:45	39	0	0	0	0	1	2	42	39.8	11	0	0	0	0	0	2	13	11.4		
H/TOT	60	4	1	0	0	2	8	75	67.9	26	1	1	0	0	0	2	30	28.9		
08:00	44	2	0	0	0	1	3	50	47	6	1	1	0	0	0	1	9	8.7		
08:15	12	0	0	0	0	0	2	14	12.4	10	1	1	0	0	0	2	14	12.9		
08:30	8	1	0	0	0	1	4	14	10.2	6	0	0	0	0	0	5	11	7		
08:45	15	2	0	0	0	2	0	19	17.8	7	0	2	0	1	0	1	11	12.2		
H/TOT	79	5	0	0	0	4	9	97	87.4	29	2	4	0	1	0	9	45	40.8		
09:00	7	2	0	0	0	1	4	14	10.2	5	1	0	0	0	1	1	8	6.6		
09:15	3	0	1	0	0	0	3	7	5.1	6	0	1	0	0	0	2	9	7.9		
09:30	7	3	0	0	0	0	1	11	10.2	5	4	0	0	0	0	2	11	9.4		
09:45	11	1	1	0	0	0	0	13	13.5	3	1	0	0	0	1	1	6	4.6		
H/TOT	28	6	2	0	0	1	8	45	39	19	6	1	0	0	2	6	34	28.5		
10:00	4	2	1	0	0	0	0	7	7.5	10	4	1	0	0	0	0	15	15.5		
10:15	6	3	0	0	0	1	0	10	9.4	5	3	0	0	0	1	0	9	8.4		
10:30	3	0	0	0	0	1	1	5	3.6	2	1	0	0	0	0	2	5	3.4		
10:45	2	2	1	0	0	1	0	6	5.9	6	2	0	0	0	0	0	8	8		
H/TOT	15	7	2	0	0	3	1	28	26.4	23	10	1	0	0	1	2	37	35.3		
11:00	5	4	0	0	0	0	1	10	9.2	2	2	1	0	0	0	1	6	5.7		
11:15	5	1	1	0	0	1	1	9	8.1	8	2	0	0	0	1	0	11	10.4		
11:30	7	0	2	0	0	1	0	10	10.4	6	4	0	0	0	1	1	12	10.6		
11:45	10	2	0	0	0	1	0	13	12.4	11	2	2	0	0	0	1	16	16.2		
H/TOT	27	7	3	0	0	3	2	42	40.1	27	10	3	0	0	2	3	45	42.9		
12:00	4	2	0	0	0	0	0	6	6	8	0	0	0	0	1	4	13	9.2		
12:15	7	1	0	0	0	3	0	11	9.2	7	2	0	0	0	1	0	10	9.4		
12:30	5	2	0	0	0	1	0	8	7.4	1	0	2	0	0	1	0	4	4.4		
12:45	6	2	1	0	0	3	0	12	10.7	2	1	0	0	0	1	3	7	4		
H/TOT	22	7	1	0	0	7	0	37	33.3	18	3	2	0	0	4	7	34	27		
13:00	5	1	0	0	0	0	1	7	6.2	3	2	1	0	0	0	0	6	6.5		
13:15	5	0	0	0	0	0	0	5	5	5	1	0	0	0	1	3	10	7		
13:30	7	5	0	0	0	0	0	12	12	10	2	1	0	0	1	0	14	13.9		
13:45	8	2	1	0	0	1	0	12	11.9	7	2	0	0	0	0	3	12	9.6		
H/TOT	25	8	1	0	0	1	1	36	35.1	25	7	2	0	0	2	6	42	37		
14:00	5	0	2	0	0	0	0	7	8	18	2	1	0	0	2	1	24	22.5		
14:15	4	3	0	0	0	0	0	7	7	5	1	0	0	0	1	1	8	6.6		
14:30	5	1	0	0	0	1	2	9	6.8	6	2	0	0	0	1	0	9	8.4		
14:45	4	0	0	0	0	1	0	5	4.4	12	2	0	0	0	3	1	18	15.4		
H/TOT	18	4	2	0	0	2	2	28	26.2	41	7	1	0	0	7	3	59	52.9		
15:00	9	0	0	0	0	0	0	9	9	11	2	0	0	0	3	0	16	14.2		
15:15	9	1	0	0	0	1	0	11	10.4	6	3	0	0	0	1	2	12	9.8		
15:30	11	0	0	0	0	1	1	13	11.6	4	4	0	0	0	0	2	10	8.4		
15:45	27	0	0	0	0	0	0	27	27	8	3	1	0	1	0	2	15	14.9		
H/TOT	56	1	0	0	0	2	1	60	58	29	12	1	0	1	4	6	53	47.3		
16:00	18	2	0	0	0	1	1	22	20.6	15	2	0	0	0	1	0	18	17.4		
16:15	12	3	0	0	0	2	1	18	16	14	2	0	0	0	3	2	21	17.6		
16:30	13	0	0	0	0	0	0	13	13	10	1	0	0	0	1	1	13	11.6		
16:45	16	0	1	0	0	0	1	18	17.7	15	2	0	0	0	1	4	22	18.2		
H/TOT	59	5	1	0	0	3	3	71	67.3	54	7	0	0	0	6	7	74	64.8		
17:00	14	0	0	0	0	1	2	17	14.8	19	1	0	0	0	0	1	21	20.2		
17:15	11	0	0	0	0	0	1	12	11.2	7	1	0	0	0	1	4	13	9.2		
17:30	13	0	1	0	0	0	1	15	14.7	13	0	0	0	0	2	2	17	14.2		
17:45	7	1	0	0	0	0	2	10	8.4	11	2	1	0	0	1	1	16	15.1		
H/TOT	45	1	1	0	0	1	6	54	49.1	50	4	1	0	0	4	8	67	58.7		
18:00	10	1	1	0	0	0	2	14	12.9	11	0	0	0	0	2	3	16	12.4		
18:15	16	0	0	0	0	0	5	21	17	10	1	0	0	0	0	4	15	11.8		
18:30	10	2	0	0	0	0	0	12	12	13	1	0	0	0	1	2	17	14.8		
18:45	16	0	0	0	0	1	2	19	16.8	8	1	0	0	0	1	4	14	10.2		
P/TOT	52	3	1	0	0	1	9	66	58.7	42	3	0	0	0	4	13	62	49.2		
P/TOT	486	58	15	0	0	30	50	639	588.5	383	72	17	0	2	36	72	582	513.3		



SITE: A

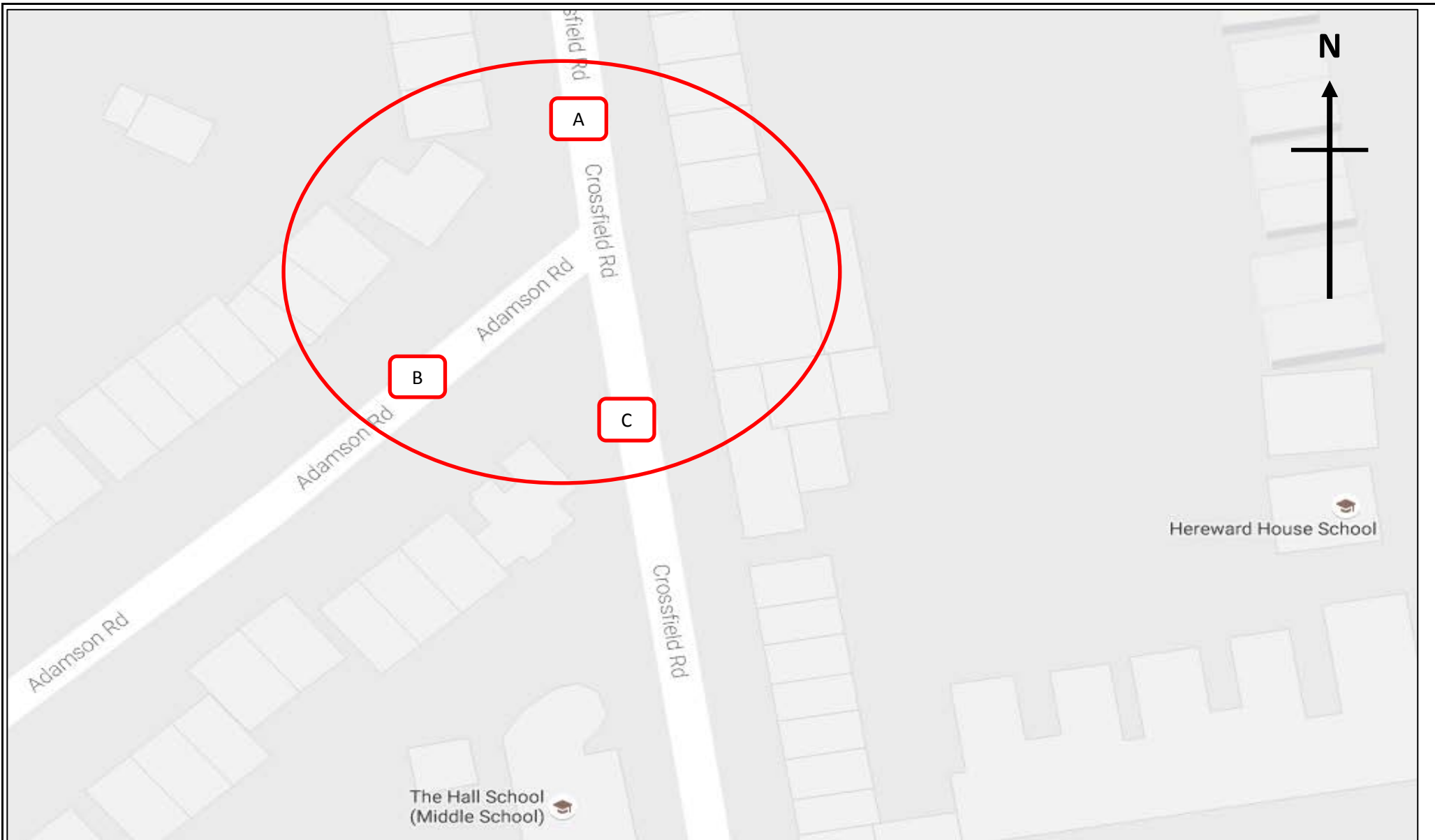
DATE: 05/10/2016

LOCATION: Crossfield Road / Lancaster Grove

DAY: Wednesday

TIME	JUNCTION TOTAL							TOT	PCU's
	CAR	LGV	OGV1	OGV2	PSV	MCL	PCL		
07:00	10	1	0	0	1	0	1	13	13.2
07:15	19	3	3	0	0	0	2	27	26.9
07:30	32	3	0	0	0	1	8	44	37
07:45	67	1	0	0	0	1	7	76	69.8
H/TOT	128	8	3	0	1	2	18	160	146.9
08:00	81	3	1	0	0	1	5	91	86.9
08:15	50	1	2	0	0	0	7	60	55.4
08:30	38	3	0	0	0	1	13	55	44
08:45	38	6	4	1	2	5	3	59	58.9
H/TOT	207	13	7	1	2	7	28	265	245.2
09:00	31	5	1	1	0	2	5	45	41.6
09:15	24	3	3	0	0	0	7	37	32.9
09:30	22	7	0	0	0	3	3	35	30.8
09:45	26	7	3	0	0	2	4	42	39.1
H/TOT	103	22	7	1	0	7	19	159	144.4
10:00	18	13	2	0	0	1	0	34	34.4
10:15	19	13	0	0	0	2	1	35	33
10:30	14	5	2	0	0	2	4	27	23.6
10:45	9	5	3	0	0	1	0	18	18.9
H/TOT	60	36	7	0	0	6	5	114	109.9
11:00	14	10	4	0	0	0	3	31	30.6
11:15	23	5	1	0	0	2	1	32	30.5
11:30	18	5	4	0	0	3	2	32	30.6
11:45	38	9	3	0	0	1	1	52	52.1
H/TOT	93	29	12	0	0	6	7	147	143.8
12:00	24	4	1	0	0	1	5	35	30.9
12:15	26	8	1	0	0	6	0	41	37.9
12:30	16	4	2	0	0	4	0	26	24.6
12:45	13	7	2	0	0	4	4	30	25.4
H/TOT	79	23	6	0	0	15	9	132	118.8
13:00	17	7	2	0	0	2	2	30	28.2
13:15	24	4	1	0	1	1	5	36	32.9
13:30	30	7	2	0	0	2	0	41	40.8
13:45	22	5	1	0	0	1	3	32	29.5
H/TOT	93	23	6	0	1	6	10	139	131.4
14:00	35	4	3	0	0	4	1	47	45.3
14:15	17	6	1	0	0	2	4	30	26.1
14:30	21	6	0	0	0	3	4	34	29
14:45	31	5	0	0	0	5	1	42	38.2
H/TOT	104	21	4	0	0	14	10	153	138.6
15:00	30	3	0	1	0	4	2	40	37.3
15:15	37	6	0	0	0	3	2	48	44.6
15:30	37	8	0	0	0	1	4	50	46.2
15:45	48	6	1	0	1	1	3	60	58.5
H/TOT	152	23	1	1	1	9	11	198	186.6
16:00	56	5	0	0	1	2	1	65	64
16:15	47	6	1	0	0	5	5	64	57.5
16:30	48	2	0	0	0	1	3	54	51
16:45	61	6	1	0	0	4	6	78	71.3
H/TOT	212	19	2	0	1	12	15	261	243.8
17:00	49	2	0	0	0	2	3	56	52.4
17:15	31	4	0	0	1	1	6	43	38.6
17:30	46	3	2	0	0	4	9	64	55.4
17:45	41	4	1	0	0	2	3	51	47.9
H/TOT	167	13	3	0	1	9	21	214	194.3
18:00	34	2	1	0	0	2	5	44	39.3
18:15	46	4	2	0	0	1	11	64	55.6
18:30	34	4	0	0	0	3	5	46	40.2
18:45	45	2	0	0	0	3	6	56	49.4
P/TOT	159	12	3	0	0	9	27	210	184.5
P/TOT	1557	242	61	3	7	102	180	2152	1988.2

PEAK HOUR CALCULATION	TOT	PCU's
07:00 to 08:00	160	146.9
07:15 to 08:15	238	220.6
07:30 to 08:30	271	249.1
07:45 to 08:45	282	256.1
08:00 to 09:00	265	245.2
08:15 to 09:15	219	199.9
08:30 to 09:30	196	177.4
08:45 to 09:45	176	164.2
09:00 to 10:00	159	144.4
09:15 to 10:15	148	137.2
09:30 to 10:30	146	137.3
09:45 to 10:45	138	130.1
10:00 to 11:00	114	109.9
10:15 to 11:15	111	106.1
10:30 to 11:30	108	103.6
10:45 to 11:45	113	110.6
A.M. Peak	282	256.1
11:00 to 12:00	147	143.8
11:15 to 12:15	151	144.1
11:30 to 12:30	160	151.5
11:45 to 12:45	154	145.5
12:00 to 13:00	132	118.8
12:15 to 13:15	127	116.1
12:30 to 13:30	122	111.1
12:45 to 13:45	137	127.3
13:00 to 14:00	139	131.4
13:15 to 14:15	156	148.5
13:30 to 14:30	150	141.7
13:45 to 14:45	143	129.9
14:00 to 15:00	153	138.6
14:15 to 15:15	146	130.6
14:30 to 15:30	164	149.1
14:45 to 15:45	180	166.3
Inter Peak	180	166.3
15:00 to 16:00	198	186.6
15:15 to 16:15	223	213.3
15:30 to 16:30	239	226.2
15:45 to 16:45	243	231
16:00 to 17:00	261	243.8
16:15 to 17:15	252	232.2
16:30 to 17:30	231	213.3
16:45 to 17:45	241	217.7
17:00 to 18:00	214	194.3
17:15 to 18:15	202	181.2
17:30 to 18:30	223	198.2
17:45 to 18:45	205	183
18:00 to 19:00	210	184.5
P.M. Peak	261	243.8



	Site / Location:	Site B, Crossfield Road/Adamson Road	Project No:	6755	Drawing No:	6755-02	Drawn By:	SR
	Survey Date:	Wednesday 5th October 2016		Project Name:	Crossfield Road, Belsize			
	Survey Times:	07:00 to 19:00		Drawing Title:	Site Layout and Observed Movements			



SITE: B

DATE: 05/10/2016

LOCATION: Crossfield Road / Lancaster Grove

DAY: Wednesday

TIME	A to C								TOT	PCU's	A to B								TOT	PCU's
	CAR	LGV	OGV1	OGV2	PSV	MCL	PCL	CAR			LGV	OGV1	OGV2	PSV	MCL	PCL				
07:00	0	0	0	0	0	0	0	0	0	0	0	0	0	0	0	1	1	0.2		
07:15	4	2	1	0	0	0	0	7	7.5	4	0	0	0	0	0	1	5	4.2		
07:30	6	0	0	0	0	0	0	6	6	5	1	0	0	0	1	5	12	7.4		
07:45	27	0	0	0	0	0	0	27	27	12	0	0	0	0	1	2	15	12.8		
H/TOT	37	2	1	0	0	0	0	40	40.5	21	1	0	0	0	2	9	33	24.6		
08:00	33	1	0	0	0	0	1	35	34.2	10	1	0	0	0	1	2	14	11.8		
08:15	10	0	0	0	0	0	0	10	10	3	0	0	0	0	0	2	5	3.4		
08:30	3	1	0	0	0	1	2	7	4.8	6	0	0	0	0	0	3	9	6.6		
08:45	6	0	0	0	0	0	0	6	6	7	2	0	0	0	1	1	11	9.6		
H/TOT	52	2	0	0	0	1	3	58	55	26	3	0	0	0	2	8	39	31.4		
09:00	3	1	0	0	0	0	1	5	4.2	3	0	0	0	0	1	3	7	4		
09:15	1	1	0	0	0	0	1	3	2.2	2	0	0	0	0	0	2	4	2.4		
09:30	3	2	0	0	0	0	0	5	5	5	0	0	0	0	0	1	6	5.2		
09:45	2	0	0	0	0	0	0	2	2	8	2	0	0	0	0	0	10	10		
H/TOT	9	4	0	0	0	0	2	15	13.4	18	2	0	0	0	1	6	27	21.6		
10:00	1	1	2	0	0	0	0	4	5	3	0	0	0	0	0	0	3	3		
10:15	3	2	0	0	0	0	1	6	5.2	4	0	0	0	0	0	0	4	4		
10:30	1	1	0	0	0	0	0	2	2	2	0	0	0	0	1	1	4	2.6		
10:45	1	2	0	0	0	0	0	3	3	1	0	1	0	0	1	0	3	2.9		
H/TOT	6	6	2	0	0	0	1	15	15.2	10	0	1	0	0	2	1	14	12.5		
11:00	3	2	0	0	0	1	0	6	5.4	2	3	0	0	0	0	1	6	5.2		
11:15	0	1	1	0	0	1	0	3	2.9	5	1	0	0	0	1	0	7	6.4		
11:30	1	0	1	0	0	0	0	2	2.5	6	0	1	0	0	1	0	8	7.9		
11:45	6	1	0	0	0	0	0	7	7	5	1	0	0	0	1	0	7	6.4		
H/TOT	10	4	2	0	0	2	0	18	17.8	18	5	1	0	0	3	1	28	25.9		
12:00	2	0	0	0	0	0	0	2	2	2	1	0	0	0	0	0	3	3		
12:15	5	0	0	0	0	1	0	6	5.4	3	0	0	0	0	3	0	6	4.2		
12:30	3	2	0	0	0	0	0	5	5	2	0	0	0	0	1	0	3	2.4		
12:45	2	0	0	0	0	0	0	2	2	3	2	1	0	0	2	0	8	7.3		
H/TOT	12	2	0	0	0	1	0	15	14.4	10	3	1	0	0	6	0	20	16.9		
13:00	3	0	0	0	0	0	0	3	3	4	1	0	0	0	0	1	6	5.2		
13:15	3	0	0	0	0	0	0	3	3	2	0	0	0	0	0	0	2	2		
13:30	3	2	0	0	0	0	0	5	5	4	2	0	0	0	0	0	6	6		
13:45	3	1	0	0	0	0	0	4	4	2	1	1	0	0	1	0	5	4.9		
H/TOT	12	3	0	0	0	0	0	15	15	12	4	1	0	0	1	1	19	18.1		
14:00	1	0	0	0	0	0	0	1	1	6	0	2	0	0	0	0	8	9		
14:15	0	1	0	0	0	0	0	1	1	4	2	0	0	0	0	0	6	6		
14:30	4	0	0	0	0	1	0	5	4.4	1	1	0	0	0	0	3	5	2.6		
14:45	3	0	0	0	0	0	0	3	3	2	0	0	0	0	1	0	3	2.4		
H/TOT	8	1	0	0	0	1	0	10	9.4	13	3	2	0	0	1	3	22	20		
15:00	7	0	0	0	0	0	0	7	7	0	0	0	0	0	0	0	0	0		
15:15	6	1	0	0	0	0	0	7	7	2	0	0	0	0	1	0	3	2.4		
15:30	11	0	0	0	0	0	1	12	11.2	3	0	0	0	0	1	0	4	3.4		
15:45	16	0	0	0	0	0	0	16	16	4	0	0	0	0	0	0	4	4		
H/TOT	40	1	0	0	0	0	1	42	41.2	9	0	0	0	0	2	0	11	9.8		
16:00	15	1	0	0	0	0	0	16	16	3	1	0	0	0	2	1	7	5		
16:15	8	1	0	0	0	0	0	9	9	3	1	0	0	0	1	1	6	4.6		
16:30	9	0	0	0	0	0	0	9	9	4	0	0	0	0	0	0	4	4		
16:45	8	0	1	0	0	0	0	9	9.5	2	1	0	0	0	0	1	4	3.2		
H/TOT	40	2	1	0	0	0	0	43	43.5	12	3	0	0	0	3	3	21	16.8		
17:00	9	0	0	0	0	0	0	9	9	3	1	0	0	0	1	1	6	4.6		
17:15	7	0	0	0	0	0	0	7	7	3	0	0	0	0	0	3	6	3.6		
17:30	7	0	0	0	0	0	0	7	7	6	0	0	0	0	0	1	7	6.2		
17:45	4	1	0	0	0	0	0	5	5	4	0	0	0	0	0	2	6	4.4		
H/TOT	27	1	0	0	0	0	0	28	28	16	1	0	0	0	1	7	25	18.8		
18:00	7	0	0	0	0	0	2	9	7.4	3	1	1	0	0	0	0	5	5.5		
18:15	9	0	0	0	0	1	2	12	9.8	4	0	0	0	0	0	2	6	4.4		
18:30	6	0	0	0	0	0	0	6	6	4	2	0	0	0	0	0	6	6		
18:45	11	0	0	0	0	2	0	13	11.8	4	0	0	0	0	0	2	6	4.4		
H/TOT	33	0	0	0	0	3	4	40	35	15	3	1	0	0	0	4	23	20.3		
P/TOT	286	28	6	0	0	8	11	339	328.4	180	28	7	0	0	24	43	282	236.7		



SITE: B

DATE: 05/10/2016

LOCATION: Crossfield Road / Lancaster Grove

DAY: Wednesday

TIME	A to A							TOT	PCU's
	CAR	LGV	OGV1	OGV2	PSV	MCL	PCL		
07:00	0	0	0	0	0	0	0	0	0
07:15	0	0	0	0	0	0	0	0	0
07:30	1	0	0	0	0	0	0	1	1
07:45	0	0	0	0	0	0	0	0	0
H/TOT	1	0	0	0	0	0	0	1	1
08:00	0	0	0	0	0	0	0	0	0
08:15	0	0	0	0	0	0	0	0	0
08:30	0	0	0	0	0	0	0	0	0
08:45	2	0	0	0	0	0	0	2	2
H/TOT	2	0	0	0	0	0	0	2	2
09:00	1	0	0	0	0	0	0	1	1
09:15	0	0	1	0	0	0	0	1	1.5
09:30	0	1	0	0	0	0	0	1	1
09:45	0	0	0	0	0	0	0	0	0
H/TOT	1	1	1	0	0	0	0	3	3.5
10:00	0	0	0	0	0	0	0	0	0
10:15	0	0	0	0	0	0	0	0	0
10:30	0	0	0	0	0	0	0	0	0
10:45	0	0	0	0	0	0	0	0	0
H/TOT	0	0	0	0	0	0	0	0	0
11:00	0	0	0	0	0	0	0	0	0
11:15	0	0	0	0	0	0	0	0	0
11:30	0	0	0	0	0	0	0	0	0
11:45	1	0	0	0	0	0	0	1	1
H/TOT	1	0	0	0	0	0	0	1	1
12:00	0	1	0	0	0	0	0	1	1
12:15	0	0	0	0	0	0	0	0	0
12:30	0	0	0	0	0	0	0	0	0
12:45	0	0	0	0	0	0	0	0	0
H/TOT	0	1	0	0	0	0	0	1	1
13:00	0	0	0	0	0	0	0	0	0
13:15	0	0	0	0	0	0	0	0	0
13:30	0	0	0	0	0	0	0	0	0
13:45	1	0	0	0	0	0	0	1	1
H/TOT	1	0	0	0	0	0	0	1	1
14:00	1	0	0	0	0	0	0	1	1
14:15	0	0	0	0	0	0	0	0	0
14:30	0	0	0	0	0	0	0	0	0
14:45	0	0	0	0	0	0	0	0	0
H/TOT	1	0	0	0	0	0	0	1	1
15:00	0	0	0	0	0	0	0	0	0
15:15	0	0	0	0	0	0	0	0	0
15:30	0	0	0	0	0	0	0	0	0
15:45	1	0	0	0	0	0	0	1	1
H/TOT	1	0	0	0	0	0	0	1	1
16:00	1	0	0	0	0	0	0	1	1
16:15	0	0	0	0	0	0	0	0	0
16:30	1	0	0	0	0	0	0	1	1
16:45	2	0	0	0	0	0	0	2	2
H/TOT	4	0	0	0	0	0	0	4	4
17:00	0	0	0	0	0	0	0	0	0
17:15	0	0	0	0	0	0	0	0	0
17:30	0	0	0	0	0	0	0	0	0
17:45	0	0	1	0	0	0	0	1	1.5
H/TOT	0	0	1	0	0	0	0	1	1.5
18:00	0	0	0	0	0	0	0	0	0
18:15	1	0	0	0	0	0	0	1	1
18:30	1	0	0	0	0	0	0	1	1
18:45	1	0	0	0	0	0	0	1	1
P/TOT	3	0	0	0	0	0	0	3	3
P/TOT	15	2	2	0	0	0	0	19	20



SITE: B

DATE: 05/10/2016

LOCATION: Crossfield Road / Lancaster Grove

DAY: Wednesday

TIME	B to A								TOT	PCU's	B to C								TOT	PCU's
	CAR	LGV	OGV1	OGV2	PSV	MCL	PCL	CAR			LGV	OGV1	OGV2	PSV	MCL	PCL				
07:00	3	0	0	0	0	0	0	3	3	0	0	0	0	0	0	1	1	0.2		
07:15	2	0	0	0	0	0	0	2	2	2	0	0	0	0	0	0	2	2		
07:30	6	0	0	0	0	0	0	6	6	1	1	1	0	0	0	0	3	3.5		
07:45	9	0	0	0	0	0	2	11	9.4	7	0	0	0	0	0	2	9	7.4		
H/TOT	20	0	0	0	0	0	2	22	20.4	10	1	1	0	0	0	3	15	13.1		
08:00	6	1	0	0	0	0	0	7	7	17	0	0	0	0	0	0	17	17		
08:15	5	1	1	0	0	0	1	8	7.7	3	1	0	0	0	0	0	4	4		
08:30	5	0	1	0	0	0	5	11	7.5	2	0	0	0	0	0	0	2	2		
08:45	5	0	0	0	0	0	3	8	5.6	3	0	0	0	0	1	0	4	3.4		
H/TOT	21	2	2	0	0	0	9	34	27.8	25	1	0	0	0	1	0	27	26.4		
09:00	5	1	0	0	0	1	1	8	6.6	2	0	0	0	0	0	0	2	2		
09:15	4	0	0	0	0	0	2	6	4.4	2	0	0	0	0	0	0	2	2		
09:30	4	3	0	0	1	0	2	10	9.4	3	0	0	0	0	0	0	3	3		
09:45	2	0	1	0	0	0	1	4	3.7	4	0	0	0	0	0	0	4	4		
H/TOT	15	4	1	0	1	1	6	28	24.1	11	0	0	0	0	0	0	11	11		
10:00	6	3	0	0	0	0	0	9	9	0	2	0	0	0	0	0	2	2		
10:15	5	1	0	0	0	1	0	7	6.4	0	2	0	0	0	0	0	2	2		
10:30	1	1	0	0	0	0	2	4	2.4	2	0	0	0	0	0	0	2	2		
10:45	5	1	0	0	0	0	0	6	6	2	2	0	0	0	0	0	4	4		
H/TOT	17	6	0	0	0	1	2	26	23.8	4	6	0	0	0	0	0	10	10		
11:00	1	1	0	0	0	0	1	3	2.2	2	0	0	0	0	0	0	2	2		
11:15	5	2	0	0	0	0	0	7	7	5	0	0	0	0	1	0	6	5.4		
11:30	5	3	0	0	0	1	1	10	8.6	3	0	0	0	0	0	0	3	3		
11:45	5	1	1	0	0	0	1	8	7.7	4	0	0	0	0	0	0	4	4		
H/TOT	16	7	1	0	0	1	3	28	25.5	14	0	0	0	0	1	0	15	14.4		
12:00	8	0	0	0	0	1	4	13	9.2	3	0	0	0	0	0	0	3	3		
12:15	6	1	0	0	0	2	0	9	7.8	1	0	0	0	0	0	0	1	1		
12:30	1	0	2	0	0	1	0	4	4.4	0	0	0	0	0	0	0	0	0		
12:45	2	0	0	0	0	2	2	6	3.2	4	0	0	0	0	0	0	4	4		
H/TOT	17	1	2	0	0	6	6	32	24.6	8	0	0	0	0	0	0	8	8		
13:00	3	1	0	0	0	0	0	4	4	1	0	0	0	0	0	0	1	1		
13:15	4	1	0	0	0	1	2	8	5.8	1	0	0	0	0	0	0	1	1		
13:30	7	1	1	0	0	1	0	10	9.9	0	0	0	0	0	0	0	0	0		
13:45	4	1	0	0	0	0	3	8	5.6	1	0	0	0	0	0	0	1	1		
H/TOT	18	4	1	0	0	2	5	30	25.3	3	0	0	0	0	0	0	3	3		
14:00	6	2	1	0	0	2	0	11	10.3	1	0	0	0	0	0	0	1	1		
14:15	5	0	0	0	0	1	1	7	5.6	1	1	0	0	0	0	0	2	2		
14:30	3	1	0	0	0	0	0	4	4	0	0	0	0	0	0	0	0	0		
14:45	5	1	0	0	0	3	1	10	7.4	0	0	0	0	0	0	0	0	0		
H/TOT	19	4	1	0	0	6	2	32	27.3	2	1	0	0	0	0	0	3	3		
15:00	11	1	0	0	0	3	0	15	13.2	2	1	0	0	0	0	0	3	3		
15:15	4	2	0	0	0	0	3	9	6.6	2	0	1	0	0	0	0	3	3.5		
15:30	3	1	0	0	0	0	2	6	4.4	3	0	0	0	0	0	0	3	3		
15:45	8	2	1	0	1	0	2	14	13.9	4	0	0	0	0	1	0	5	4.4		
H/TOT	26	6	1	0	1	3	7	44	38.1	11	1	1	0	0	1	0	14	13.9		
16:00	11	2	0	0	0	1	0	14	13.4	10	0	0	0	0	0	0	10	10		
16:15	6	2	0	0	0	2	2	12	9.2	4	0	0	0	0	0	0	4	4		
16:30	9	0	0	0	0	0	1	10	9.2	5	0	0	0	0	0	0	5	5		
16:45	6	2	0	0	0	1	4	13	9.2	4	0	0	0	0	0	0	4	4		
H/TOT	32	6	0	0	0	4	7	49	41	23	0	0	0	0	0	0	23	23		
17:00	12	1	0	0	0	0	0	13	13	5	0	0	0	0	1	0	6	5.4		
17:15	6	1	0	0	0	1	4	12	8.2	1	0	0	0	0	0	0	1	1		
17:30	10	0	0	0	0	2	3	15	11.4	3	0	0	0	0	0	0	3	3		
17:45	10	0	0	0	0	1	1	12	10.6	4	0	0	0	0	0	0	4	4		
H/TOT	38	2	0	0	0	4	8	52	43.2	13	0	0	0	0	1	0	14	13.4		
18:00	7	0	0	0	0	1	3	11	8	1	0	0	0	0	0	0	1	1		
18:15	5	1	0	0	0	0	4	10	6.8	7	0	0	0	0	0	0	7	7		
18:30	12	0	0	0	0	0	2	14	12.4	2	0	0	0	0	1	1	4	2.6		
18:45	6	0	0	0	0	1	4	11	7.2	4	0	0	0	0	0	0	4	4		
P/TOT	30	1	0	0	0	2	13	46	34.4	14	0	0	0	0	1	1	16	14.6		
P/TOT	269	43	9	0	2	30	70	423	355.5	138	10	2	0	0	5	4	159	153.8		



SITE: B

DATE: 05/10/2016

LOCATION: Crossfield Road / Lancaster Grove

DAY: Wednesday

TIME	B to B							TOT	PCU's
	CAR	LGV	OGV1	OGV2	PSV	MCL	PCL		
07:00	0	0	0	0	0	0	0	0	0
07:15	0	0	0	0	0	0	0	0	0
07:30	0	0	0	0	0	0	0	0	0
07:45	0	0	0	0	0	0	0	0	0
H/TOT	0	0	0	0	0	0	0	0	0
08:00	0	0	0	0	0	0	0	0	0
08:15	0	0	0	0	0	0	0	0	0
08:30	0	0	0	0	0	0	0	0	0
08:45	0	1	0	0	0	0	0	1	1
H/TOT	0	1	0	0	0	0	0	1	1
09:00	0	0	0	0	0	0	0	0	0
09:15	0	0	0	0	0	0	0	0	0
09:30	0	0	0	0	0	0	0	0	0
09:45	0	0	0	0	0	0	0	0	0
H/TOT	0	0	0	0	0	0	0	0	0
10:00	0	0	0	0	0	0	0	0	0
10:15	0	0	0	0	0	0	0	0	0
10:30	0	0	0	0	0	0	0	0	0
10:45	0	0	0	0	0	0	0	0	0
H/TOT	0	0	0	0	0	0	0	0	0
11:00	0	0	0	0	0	0	0	0	0
11:15	0	0	0	0	0	0	0	0	0
11:30	1	0	0	0	0	0	0	1	1
11:45	0	0	0	0	0	0	0	0	0
H/TOT	1	0	0	0	0	0	0	1	1
12:00	0	0	0	0	0	0	0	0	0
12:15	1	0	0	0	0	0	0	1	1
12:30	0	0	0	0	0	0	0	0	0
12:45	0	0	0	0	0	0	0	0	0
H/TOT	1	0	0	0	0	0	0	1	1
13:00	0	0	0	0	0	0	0	0	0
13:15	0	0	0	0	0	0	0	0	0
13:30	0	0	0	0	0	0	0	0	0
13:45	0	0	0	0	0	0	0	0	0
H/TOT	0	0	0	0	0	0	0	0	0
14:00	0	0	0	0	0	0	0	0	0
14:15	0	0	0	0	0	0	0	0	0
14:30	0	0	0	0	0	0	0	0	0
14:45	0	1	0	0	0	0	0	1	1
H/TOT	0	1	0	0	0	0	0	1	1
15:00	0	0	0	0	0	0	0	0	0
15:15	1	0	0	0	0	0	0	1	1
15:30	0	0	0	0	0	0	0	0	0
15:45	1	1	0	0	0	0	0	2	2
H/TOT	2	1	0	0	0	0	0	3	3
16:00	0	0	0	0	0	0	0	0	0
16:15	0	0	0	0	0	0	0	0	0
16:30	0	0	0	0	0	0	0	0	0
16:45	0	0	0	0	0	0	0	0	0
H/TOT	0	0	0	0	0	0	0	0	0
17:00	0	0	0	0	0	0	0	0	0
17:15	0	0	0	0	0	0	0	0	0
17:30	0	0	0	0	0	0	0	0	0
17:45	0	0	0	0	0	0	0	0	0
H/TOT	0	0	0	0	0	0	0	0	0
18:00	0	0	0	0	0	0	0	0	0
18:15	1	0	0	0	0	0	0	1	1
18:30	0	0	0	0	0	0	0	0	0
18:45	0	0	0	0	0	0	0	0	0
P/TOT	1	0	0	0	0	0	0	1	1
P/TOT	5	3	0	0	0	0	0	8	8



SITE: B

DATE: 05/10/2016

LOCATION: Crossfield Road / Lancaster Grove

DAY: Wednesday

TIME	C to B								TOT	PCU's	C to A								TOT	PCU's
	CAR	LGV	OGV1	OGV2	PSV	MCL	PCL	CAR			LGV	OGV1	OGV2	PSV	MCL	PCL				
07:00	1	0	0	0	0	0	0	1	1	0	1	0	0	0	0	0	1	1		
07:15	0	1	0	0	0	0	0	1	1	2	0	1	0	0	0	0	3	3.5		
07:30	0	0	0	0	0	0	0	0	0	2	0	0	0	0	0	0	2	2		
07:45	0	0	0	0	0	0	0	0	0	2	0	0	0	0	0	0	2	2		
H/TOT	1	1	0	0	0	0	0	2	2	6	1	1	0	0	0	0	8	8.5		
08:00	0	0	0	0	0	0	0	0	0	0	0	1	0	0	0	0	1	1.5		
08:15	3	0	0	0	0	0	0	3	3	5	0	0	0	0	0	0	5	5		
08:30	0	0	1	0	0	1	0	2	1.9	1	0	0	0	0	0	0	1	1		
08:45	3	0	0	0	0	0	0	3	3	1	1	1	0	0	0	0	3	3.5		
H/TOT	6	0	1	0	0	1	0	8	7.9	7	1	2	0	0	0	10	11			
09:00	0	0	0	0	0	0	0	0	0	1	0	0	0	0	0	0	1	1		
09:15	1	0	0	0	0	0	0	1	1	0	0	0	0	0	0	0	0	0		
09:30	0	0	0	0	0	0	0	0	0	1	1	0	0	0	0	0	2	2		
09:45	0	1	0	0	0	0	0	1	1	1	1	0	0	0	0	0	2	2		
H/TOT	1	1	0	0	0	0	0	2	2	3	2	0	0	0	0	0	5	5		
10:00	3	0	0	0	0	0	0	3	3	3	1	0	0	0	0	0	4	4		
10:15	0	0	0	0	0	0	0	0	0	1	2	0	0	0	0	0	3	3		
10:30	0	0	0	0	0	0	0	0	0	2	0	0	0	0	0	0	2	2		
10:45	2	0	0	0	0	1	0	3	2.4	2	1	0	0	0	0	0	3	3		
H/TOT	5	0	0	0	0	1	0	6	5.4	8	4	0	0	0	0	12	12			
11:00	0	0	0	0	0	0	0	0	0	2	1	1	0	0	0	0	4	4.5		
11:15	3	0	0	0	0	0	0	3	3	4	1	0	0	0	1	0	6	5.4		
11:30	2	0	0	0	0	0	0	2	2	2	2	0	0	0	0	0	4	4		
11:45	1	1	0	0	0	0	0	2	2	4	0	1	0	0	0	0	5	5.5		
H/TOT	6	1	0	0	0	0	0	7	7	12	4	2	0	0	1	0	19	19.4		
12:00	0	0	0	0	0	0	0	0	0	0	0	0	0	0	0	0	0	0		
12:15	1	2	0	0	0	0	0	3	3	2	1	0	0	0	0	0	3	3		
12:30	0	0	0	0	0	1	0	1	0.4	1	0	0	0	0	0	0	1	1		
12:45	0	0	0	0	0	0	1	1	0.2	0	1	0	0	0	0	0	1	1		
H/TOT	1	2	0	0	0	1	1	5	3.6	3	2	0	0	0	0	0	5	5		
13:00	1	1	0	0	0	0	0	2	2	0	1	1	0	0	0	0	2	2.5		
13:15	0	0	0	0	0	0	0	0	0	2	0	0	0	0	0	0	2	2		
13:30	1	0	0	0	0	0	0	1	1	2	1	0	0	0	0	0	3	3		
13:45	0	0	0	0	0	0	0	0	0	1	1	0	0	0	0	0	2	2		
H/TOT	2	1	0	0	0	0	0	3	3	5	3	1	0	0	0	0	9	9.5		
14:00	0	0	0	0	0	0	0	0	0	0	3	0	0	0	0	0	3	3		
14:15	0	2	0	0	0	0	0	2	2	2	0	0	0	0	0	0	2	2		
14:30	0	0	0	0	0	0	0	0	0	3	2	0	0	0	1	0	6	5.4		
14:45	2	1	0	0	0	0	0	3	3	6	1	0	0	0	0	0	7	7		
H/TOT	2	3	0	0	0	0	0	5	5	11	6	0	0	0	1	0	18	17.4		
15:00	1	0	1	0	0	0	0	2	2.5	1	0	0	0	0	0	0	1	1		
15:15	1	1	0	0	0	0	0	2	2	1	1	0	0	0	0	0	2	2		
15:30	1	0	0	0	0	0	0	1	1	1	2	0	0	0	0	0	3	3		
15:45	0	0	0	0	0	0	0	0	0	1	1	0	0	0	0	0	2	2		
H/TOT	3	1	1	0	0	0	0	5	5.5	4	4	0	0	0	0	0	8	8		
16:00	0	0	0	0	0	0	0	0	0	1	0	0	0	0	0	0	1	1		
16:15	0	0	0	0	0	0	1	1	0.2	7	0	0	0	0	1	0	8	7.4		
16:30	0	0	0	0	0	0	0	0	0	1	0	0	0	0	0	1	2	1.2		
16:45	1	0	0	0	0	0	0	1	1	3	1	0	0	0	0	0	4	4		
H/TOT	1	0	0	0	0	0	1	2	1.2	12	1	0	0	0	1	1	15	13.6		
17:00	1	0	0	0	0	0	0	1	1	5	0	0	0	0	0	0	5	5		
17:15	2	0	0	0	0	0	1	3	2.2	0	0	0	0	0	0	0	0	0		
17:30	0	0	0	0	0	0	0	0	0	2	0	0	0	0	0	0	2	2		
17:45	0	0	0	0	0	0	0	0	0	4	1	0	0	0	0	0	5	5		
H/TOT	3	0	0	0	0	0	1	4	3.2	11	1	0	0	0	0	0	12	12		
18:00	0	0	0	0	0	0	0	0	0	3	0	0	0	0	1	0	4	3.4		
18:15	4	0	0	0	0	0	0	4	4	3	0	0	0	0	0	0	3	3		
18:30	0	0	0	0	0	0	0	0	0	4	0	0	0	0	1	0	5	4.4		
18:45	0	0	0	0	0	0	0	0	0	1	0	0	0	0	1	0	2	1.4		
P/TOT	4	0	0	0	0	0	0	4	4	11	0	0	0	0	3	0	14	12.2		
P/TOT	35	10	2	0	0	3	3	53	49.8	93	29	6	0	0	6	1	135	133.6		



SITE: B

DATE: 05/10/2016

LOCATION: Crossfield Road / Lancaster Grove

DAY: Wednesday

TIME	C to C							TOT	PCU's
	CAR	LGV	OGV1	OGV2	PSV	MCL	PCL		
07:00	0	0	0	0	0	0	0	0	0
07:15	0	0	1	0	0	0	0	1	1.5
07:30	0	0	0	0	0	0	0	0	0
07:45	0	0	0	0	0	0	0	0	0
H/TOT	0	0	1	0	0	0	0	1	1.5
08:00	0	0	0	0	0	0	0	0	0
08:15	0	0	0	0	0	0	0	0	0
08:30	0	0	0	0	0	0	0	0	0
08:45	0	0	0	0	0	0	0	0	0
H/TOT	0	0	0	0	0	0	0	0	0
09:00	0	0	0	0	0	0	0	0	0
09:15	0	0	0	0	0	0	0	0	0
09:30	0	1	0	0	0	0	0	1	1
09:45	0	0	0	0	0	0	0	0	0
H/TOT	0	1	0	0	0	0	0	1	1
10:00	0	0	0	0	0	0	0	0	0
10:15	0	0	0	0	0	0	0	0	0
10:30	0	0	0	0	0	0	0	0	0
10:45	0	0	0	0	0	0	0	0	0
H/TOT	0	0	0	0	0	0	0	0	0
11:00	0	0	0	0	0	0	0	0	0
11:15	0	0	0	0	0	0	0	0	0
11:30	0	0	0	0	0	0	0	0	0
11:45	0	0	0	0	0	0	0	0	0
H/TOT	0	0	0	0	0	0	0	0	0
12:00	0	0	0	0	0	0	0	0	0
12:15	0	0	0	0	0	0	0	0	0
12:30	0	0	0	0	0	0	0	0	0
12:45	0	0	0	0	0	0	0	0	0
H/TOT	0	0	0	0	0	0	0	0	0
13:00	0	0	0	0	0	0	0	0	0
13:15	0	0	0	0	0	0	0	0	0
13:30	0	0	0	0	0	0	0	0	0
13:45	0	0	0	0	0	0	0	0	0
H/TOT	0	0	0	0	0	0	0	0	0
14:00	0	0	0	0	0	0	0	0	0
14:15	0	0	0	0	0	0	0	0	0
14:30	1	1	0	0	0	0	0	2	2
14:45	0	0	0	0	0	0	0	0	0
H/TOT	1	1	0	0	0	0	0	2	2
15:00	0	0	0	0	0	0	0	0	0
15:15	0	0	0	0	0	0	0	0	0
15:30	0	0	0	0	0	0	0	0	0
15:45	0	0	0	0	0	0	0	0	0
H/TOT	0	0	0	0	0	0	0	0	0
16:00	0	0	0	0	0	0	0	0	0
16:15	0	0	1	0	0	0	0	1	1.5
16:30	0	0	0	0	0	0	0	0	0
16:45	0	0	0	0	0	0	0	0	0
H/TOT	0	0	1	0	0	0	0	1	1.5
17:00	0	0	0	0	0	0	0	0	0
17:15	0	0	0	0	0	0	0	0	0
17:30	0	0	0	0	0	0	0	0	0
17:45	0	0	0	0	0	0	0	0	0
H/TOT	0	0	0	0	0	0	0	0	0
18:00	1	0	0	0	0	0	0	1	1
18:15	0	0	0	0	0	0	0	0	0
18:30	0	0	0	0	0	0	0	0	0
18:45	0	0	0	0	0	0	0	0	0
P/TOT	1	0	0	0	0	0	0	1	1
P/TOT	2	2	2	0	0	0	0	6	7



SITE: B

DATE: 05/10/2016

LOCATION: Crossfield Road / Lancaster Grove

DAY: Wednesday

TIME	TO ARM A								TOT	PCU's	FROM ARM A								TOT	PCU's
	CAR	LGV	OGV1	OGV2	PSV	MCL	PCL	CAR			LGV	OGV1	OGV2	PSV	MCL	PCL				
07:00	3	1	0	0	0	0	0	4	4	0	0	0	0	0	0	1	1	0.2		
07:15	4	0	1	0	0	0	0	5	5.5	8	2	1	0	0	0	1	12	11.7		
07:30	9	0	0	0	0	0	0	9	9	12	1	0	0	0	1	5	19	14.4		
07:45	11	0	0	0	0	0	2	13	11.4	39	0	0	0	0	1	2	42	39.8		
H/TOT	27	1	1	0	0	0	2	31	29.9	59	3	1	0	0	2	9	74	66.1		
08:00	6	1	1	0	0	0	0	8	8.5	43	2	0	0	0	1	3	49	46		
08:15	10	1	1	0	0	0	1	13	12.7	13	0	0	0	0	0	2	15	13.4		
08:30	6	0	1	0	0	0	5	12	8.5	9	1	0	0	0	1	5	16	11.4		
08:45	8	1	1	0	0	0	3	13	11.1	15	2	0	0	0	1	1	19	17.6		
H/TOT	30	3	4	0	0	0	9	46	40.8	80	5	0	0	0	3	11	99	88.4		
09:00	7	1	0	0	0	1	1	10	8.6	7	1	0	0	0	1	4	13	9.2		
09:15	4	0	1	0	0	0	2	7	5.9	3	1	1	0	0	0	3	8	6.1		
09:30	5	5	0	0	1	0	2	13	12.4	8	3	0	0	0	0	1	12	11.2		
09:45	3	1	1	0	0	0	1	6	5.7	10	2	0	0	0	0	0	12	12		
H/TOT	19	7	2	0	1	1	6	36	32.6	28	7	1	0	0	1	8	45	38.5		
10:00	9	4	0	0	0	0	0	13	13	4	1	2	0	0	0	0	7	8		
10:15	6	3	0	0	0	1	0	10	9.4	7	2	0	0	0	0	1	10	9.2		
10:30	3	1	0	0	0	0	2	6	4.4	3	1	0	0	0	1	1	6	4.6		
10:45	7	2	0	0	0	0	0	9	9	2	2	1	0	0	1	0	6	5.9		
H/TOT	25	10	0	0	0	1	2	38	35.8	16	6	3	0	0	2	2	29	27.7		
11:00	3	2	1	0	0	0	1	7	6.7	5	5	0	0	0	1	1	12	10.6		
11:15	9	3	0	0	0	1	0	13	12.4	5	2	1	0	0	2	0	10	9.3		
11:30	7	5	0	0	0	1	1	14	12.6	7	0	2	0	0	1	0	10	10.4		
11:45	10	1	2	0	0	0	1	14	14.2	12	2	0	0	0	1	0	15	14.4		
H/TOT	29	11	3	0	0	2	3	48	45.9	29	9	3	0	0	5	1	47	44.7		
12:00	8	1	0	0	0	1	4	14	10.2	4	2	0	0	0	0	0	6	6		
12:15	8	2	0	0	0	2	0	12	10.8	8	0	0	0	0	4	0	12	9.6		
12:30	2	0	2	0	0	1	0	5	5.4	5	2	0	0	0	1	0	8	7.4		
12:45	2	1	0	0	0	2	2	7	4.2	5	2	1	0	0	2	0	10	9.3		
H/TOT	20	4	2	0	0	6	6	38	30.6	22	6	1	0	0	7	0	36	32.3		
13:00	3	2	1	0	0	0	0	6	6.5	7	1	0	0	0	0	1	9	8.2		
13:15	6	1	0	0	0	1	2	10	7.8	5	0	0	0	0	0	0	5	5		
13:30	9	2	1	0	0	1	0	13	12.9	7	4	0	0	0	0	0	11	11		
13:45	6	2	0	0	0	0	3	11	8.6	6	2	1	0	0	1	0	10	9.9		
H/TOT	24	7	2	0	0	2	5	40	35.8	25	7	1	0	0	1	1	35	34.1		
14:00	7	5	1	0	0	2	0	15	14.3	8	0	2	0	0	0	0	10	11		
14:15	7	0	0	0	0	1	1	9	7.6	4	3	0	0	0	0	0	7	7		
14:30	6	3	0	0	0	1	0	10	9.4	5	1	0	0	0	1	3	10	7		
14:45	11	2	0	0	0	3	1	17	14.4	5	0	0	0	0	1	0	6	5.4		
H/TOT	31	10	1	0	0	7	2	51	45.7	22	4	2	0	0	2	3	33	30.4		
15:00	12	1	0	0	0	3	0	16	14.2	7	0	0	0	0	0	0	7	7		
15:15	5	3	0	0	0	0	3	11	8.6	8	1	0	0	0	1	0	10	9.4		
15:30	4	3	0	0	0	0	2	9	7.4	14	0	0	0	0	1	1	16	14.6		
15:45	10	3	1	0	1	0	2	17	16.9	21	0	0	0	0	0	0	21	21		
H/TOT	31	10	1	0	1	3	7	53	47.1	50	1	0	0	0	2	1	54	52		
16:00	13	2	0	0	0	1	0	16	15.4	19	2	0	0	0	2	1	24	22		
16:15	13	2	0	0	0	3	2	20	16.6	11	2	0	0	0	1	1	15	13.6		
16:30	11	0	0	0	0	0	2	13	11.4	14	0	0	0	0	0	0	14	14		
16:45	11	3	0	0	0	1	4	19	15.2	12	1	1	0	0	0	1	15	14.7		
H/TOT	48	7	0	0	0	5	8	68	58.6	56	5	1	0	0	3	3	68	64.3		
17:00	17	1	0	0	0	0	0	18	18	12	1	0	0	0	1	1	15	13.6		
17:15	6	1	0	0	0	1	4	12	8.2	10	0	0	0	0	0	3	13	10.6		
17:30	12	0	0	0	0	2	3	17	13.4	13	0	0	0	0	0	1	14	13.2		
17:45	14	1	1	0	0	1	1	18	17.1	8	1	1	0	0	0	2	12	10.9		
H/TOT	49	3	1	0	0	4	8	65	56.7	43	2	1	0	0	1	7	54	48.3		
18:00	10	0	0	0	0	2	3	15	11.4	10	1	1	0	0	0	2	14	12.9		
18:15	9	1	0	0	0	0	4	14	10.8	14	0	0	0	0	1	4	19	15.2		
18:30	17	0	0	0	0	1	2	20	17.8	11	2	0	0	0	0	0	13	13		
18:45	8	0	0	0	0	2	4	14	9.6	16	0	0	0	0	2	2	20	17.2		
P/TOT	44	1	0	0	0	5	13	63	49.6	51	3	1	0	0	3	8	66	58.3		
P/TOT	377	74	17	0	2	36	71	577	509.1	481	58	15	0	0	32	54	640	585.1		



SITE: B

DATE: 05/10/2016

LOCATION: Crossfield Road / Lancaster Grove

DAY: Wednesday

TIME	TO ARM B								TOT	PCU's	FROM ARM B								TOT	PCU's
	CAR	LGV	OGV1	OGV2	PSV	MCL	PCL	CAR			LGV	OGV1	OGV2	PSV	MCL	PCL				
07:00	1	0	0	0	0	0	1	2	1.2	3	0	0	0	0	0	1	4	3.2		
07:15	4	1	0	0	0	0	1	6	5.2	4	0	0	0	0	0	0	4	4		
07:30	5	1	0	0	0	1	5	12	7.4	7	1	1	0	0	0	0	9	9.5		
07:45	12	0	0	0	0	1	2	15	12.8	16	0	0	0	0	0	4	20	16.8		
H/TOT	22	2	0	0	0	2	9	35	26.6	30	1	1	0	0	0	5	37	33.5		
08:00	10	1	0	0	0	1	2	14	11.8	23	1	0	0	0	0	0	24	24		
08:15	6	0	0	0	0	0	2	8	6.4	8	2	1	0	0	0	1	12	11.7		
08:30	6	0	1	0	0	1	3	11	8.5	7	0	1	0	0	0	5	13	9.5		
08:45	10	3	0	0	0	1	1	15	13.6	8	1	0	0	0	1	3	13	10		
H/TOT	32	4	1	0	0	3	8	48	40.3	46	4	2	0	0	1	9	62	55.2		
09:00	3	0	0	0	0	1	3	7	4	7	1	0	0	0	1	1	10	8.6		
09:15	3	0	0	0	0	0	2	5	3.4	6	0	0	0	0	0	2	8	6.4		
09:30	5	0	0	0	0	0	1	6	5.2	7	3	0	0	1	0	2	13	12.4		
09:45	8	3	0	0	0	0	0	11	11	6	0	1	0	0	0	1	8	7.7		
H/TOT	19	3	0	0	0	1	6	29	23.6	26	4	1	0	1	1	6	39	35.1		
10:00	6	0	0	0	0	0	0	6	6	6	5	0	0	0	0	0	11	11		
10:15	4	0	0	0	0	0	0	4	4	5	3	0	0	0	1	0	9	8.4		
10:30	2	0	0	0	0	1	1	4	2.6	3	1	0	0	0	0	2	6	4.4		
10:45	3	0	1	0	0	2	0	6	5.3	7	3	0	0	0	0	0	10	10		
H/TOT	15	0	1	0	0	3	1	20	17.9	21	12	0	0	0	1	2	36	33.8		
11:00	2	3	0	0	0	0	1	6	5.2	3	1	0	0	0	0	1	5	4.2		
11:15	8	1	0	0	0	1	0	10	9.4	10	2	0	0	0	1	0	13	12.4		
11:30	9	0	1	0	0	1	0	11	10.9	9	3	0	0	0	1	1	14	12.6		
11:45	6	2	0	0	0	1	0	9	8.4	9	1	1	0	0	0	1	12	11.7		
H/TOT	25	6	1	0	0	3	1	36	33.9	31	7	1	0	0	2	3	44	40.9		
12:00	2	1	0	0	0	0	0	3	3	11	0	0	0	0	1	4	16	12.2		
12:15	5	2	0	0	0	3	0	10	8.2	8	1	0	0	0	2	0	11	9.8		
12:30	2	0	0	0	0	2	0	4	2.8	1	0	2	0	0	1	0	4	4.4		
12:45	3	2	1	0	0	2	1	9	7.5	6	0	0	0	0	2	2	10	7.2		
H/TOT	12	5	1	0	0	7	1	26	21.5	26	1	2	0	0	6	6	41	33.6		
13:00	5	2	0	0	0	0	1	8	7.2	4	1	0	0	0	0	0	5	5		
13:15	2	0	0	0	0	0	0	2	2	5	1	0	0	0	1	2	9	6.8		
13:30	5	2	0	0	0	0	0	7	7	7	1	1	0	0	1	0	10	9.9		
13:45	2	1	1	0	0	1	0	5	4.9	5	1	0	0	0	0	3	9	6.6		
H/TOT	14	5	1	0	0	1	1	22	21.1	21	4	1	0	0	2	5	33	28.3		
14:00	6	0	2	0	0	0	0	8	9	7	2	1	0	0	2	0	12	11.3		
14:15	4	4	0	0	0	0	0	8	8	6	1	0	0	0	1	1	9	7.6		
14:30	1	1	0	0	0	0	3	5	2.6	3	1	0	0	0	0	0	4	4		
14:45	4	2	0	0	0	1	0	7	6.4	5	2	0	0	0	3	1	11	8.4		
H/TOT	15	7	2	0	0	1	3	28	26	21	6	1	0	0	6	2	36	31.3		
15:00	1	0	1	0	0	0	0	2	2.5	13	2	0	0	0	3	0	18	16.2		
15:15	4	1	0	0	0	1	0	6	5.4	7	2	1	0	0	0	3	13	11.1		
15:30	4	0	0	0	0	1	0	5	4.4	6	1	0	0	0	0	2	9	7.4		
15:45	5	1	0	0	0	0	0	6	6	13	3	1	0	1	1	2	21	20.3		
H/TOT	14	2	1	0	0	2	0	19	18.3	39	8	2	0	1	4	7	61	55		
16:00	3	1	0	0	0	2	1	7	5	21	2	0	0	0	1	0	24	23.4		
16:15	3	1	0	0	0	1	2	7	4.8	10	2	0	0	0	2	2	16	13.2		
16:30	4	0	0	0	0	0	0	4	4	14	0	0	0	0	0	1	15	14.2		
16:45	3	1	0	0	0	0	1	5	4.2	10	2	0	0	0	1	4	17	13.2		
H/TOT	13	3	0	0	0	3	4	23	18	55	6	0	0	0	4	7	72	64		
17:00	4	1	0	0	0	1	1	7	5.6	17	1	0	0	0	1	0	19	18.4		
17:15	5	0	0	0	0	0	4	9	5.8	7	1	0	0	0	1	4	13	9.2		
17:30	6	0	0	0	0	0	1	7	6.2	13	0	0	0	0	2	3	18	14.4		
17:45	4	0	0	0	0	0	2	6	4.4	14	0	0	0	0	1	1	16	14.6		
H/TOT	19	1	0	0	0	1	8	29	22	51	2	0	0	0	5	8	66	56.6		
18:00	3	1	1	0	0	0	0	5	5.5	8	0	0	0	0	1	3	12	9		
18:15	9	0	0	0	0	0	2	11	9.4	13	1	0	0	0	0	4	18	14.8		
18:30	4	2	0	0	0	0	0	6	6	14	0	0	0	0	1	3	18	15		
18:45	4	0	0	0	0	0	2	6	4.4	10	0	0	0	0	1	4	15	11.2		
P/TOT	20	3	1	0	0	0	4	28	25.3	45	1	0	0	0	3	14	63	50		
P/TOT	220	41	9	0	0	27	46	343	294.5	412	56	11	0	2	35	74	590	517.3		



SITE: B

DATE: 05/10/2016

LOCATION: Crossfield Road / Lancaster Grove

DAY: Wednesday

TIME	TO ARM C								TOT	PCU's	FROM ARM C								TOT	PCU's
	CAR	LGV	OGV1	OGV2	PSV	MCL	PCL	CAR			LGV	OGV1	OGV2	PSV	MCL	PCL				
07:00	0	0	0	0	0	0	1	1	0.2	1	1	0	0	0	0	0	2	2		
07:15	6	2	2	0	0	0	0	10	11	2	1	2	0	0	0	0	5	6		
07:30	7	1	1	0	0	0	0	9	9.5	2	0	0	0	0	0	0	2	2		
07:45	34	0	0	0	0	0	2	36	34.4	2	0	0	0	0	0	0	2	2		
H/TOT	47	3	3	0	0	0	3	56	55.1	7	2	2	0	0	0	0	11	12		
08:00	50	1	0	0	0	0	1	52	51.2	0	0	1	0	0	0	0	1	1.5		
08:15	13	1	0	0	0	0	0	14	14	8	0	0	0	0	0	0	8	8		
08:30	5	1	0	0	0	1	2	9	6.8	1	0	1	0	0	1	0	3	2.9		
08:45	9	0	0	0	0	1	0	10	9.4	4	1	1	0	0	0	0	6	6.5		
H/TOT	77	3	0	0	0	2	3	85	81.4	13	1	3	0	0	1	0	18	18.9		
09:00	5	1	0	0	0	0	1	7	6.2	1	0	0	0	0	0	0	1	1		
09:15	3	1	0	0	0	0	1	5	4.2	1	0	0	0	0	0	0	1	1		
09:30	6	3	0	0	0	0	0	9	9	1	2	0	0	0	0	0	3	3		
09:45	6	0	0	0	0	0	0	6	6	1	2	0	0	0	0	0	3	3		
H/TOT	20	5	0	0	0	0	2	27	25.4	4	4	0	0	0	0	0	8	8		
10:00	1	3	2	0	0	0	0	6	7	6	1	0	0	0	0	0	7	7		
10:15	3	4	0	0	0	0	1	8	7.2	1	2	0	0	0	0	0	3	3		
10:30	3	1	0	0	0	0	0	4	4	2	0	0	0	0	0	0	2	2		
10:45	3	4	0	0	0	0	0	7	7	4	1	0	0	0	1	0	6	5.4		
H/TOT	10	12	2	0	0	0	1	25	25.2	13	4	0	0	0	1	0	18	17.4		
11:00	5	2	0	0	0	1	0	8	7.4	2	1	1	0	0	0	0	4	4.5		
11:15	5	1	1	0	0	2	0	9	8.3	7	1	0	0	0	1	0	9	8.4		
11:30	4	0	1	0	0	0	0	5	5.5	4	2	0	0	0	0	0	6	6		
11:45	10	1	0	0	0	0	0	11	11	5	1	1	0	0	0	0	7	7.5		
H/TOT	24	4	2	0	0	3	0	33	32.2	18	5	2	0	0	1	0	26	26.4		
12:00	5	0	0	0	0	0	0	5	5	0	0	0	0	0	0	0	0	0		
12:15	6	0	0	0	0	1	0	7	6.4	3	3	0	0	0	0	0	6	6		
12:30	3	2	0	0	0	0	0	5	5	1	0	0	0	0	1	0	2	1.4		
12:45	6	0	0	0	0	0	0	6	6	0	1	0	0	0	0	1	2	1.2		
H/TOT	20	2	0	0	0	1	0	23	22.4	4	4	0	0	0	1	1	10	8.6		
13:00	4	0	0	0	0	0	0	4	4	1	2	1	0	0	0	0	4	4.5		
13:15	4	0	0	0	0	0	0	4	4	2	0	0	0	0	0	0	2	2		
13:30	3	2	0	0	0	0	0	5	5	3	1	0	0	0	0	0	4	4		
13:45	4	1	0	0	0	0	0	5	5	1	1	0	0	0	0	0	2	2		
H/TOT	15	3	0	0	0	0	0	18	18	7	4	1	0	0	0	0	12	12.5		
14:00	2	0	0	0	0	0	0	2	2	0	3	0	0	0	0	0	3	3		
14:15	1	2	0	0	0	0	0	3	3	2	2	0	0	0	0	0	4	4		
14:30	5	1	0	0	0	1	0	7	6.4	4	3	0	0	0	1	0	8	7.4		
14:45	3	0	0	0	0	0	0	3	3	8	2	0	0	0	0	0	10	10		
H/TOT	11	3	0	0	0	1	0	15	14.4	14	10	0	0	0	1	0	25	24.4		
15:00	9	1	0	0	0	0	0	10	10	2	0	1	0	0	0	0	3	3.5		
15:15	8	1	1	0	0	0	0	10	10.5	2	2	0	0	0	0	0	4	4		
15:30	14	0	0	0	0	0	1	15	14.2	2	2	0	0	0	0	0	4	4		
15:45	20	0	0	0	0	1	0	21	20.4	1	1	0	0	0	0	0	2	2		
H/TOT	51	2	1	0	0	1	1	56	55.1	7	5	1	0	0	0	0	13	13.5		
16:00	25	1	0	0	0	0	0	26	26	1	0	0	0	0	0	0	1	1		
16:15	12	1	1	0	0	0	0	14	14.5	7	0	1	0	0	1	1	10	9.1		
16:30	14	0	0	0	0	0	0	14	14	1	0	0	0	0	0	1	2	1.2		
16:45	12	0	1	0	0	0	0	13	13.5	4	1	0	0	0	0	0	5	5		
H/TOT	63	2	2	0	0	0	0	67	68	13	1	1	0	0	1	2	18	16.3		
17:00	14	0	0	0	0	1	0	15	14.4	6	0	0	0	0	0	0	6	6		
17:15	8	0	0	0	0	0	0	8	8	2	0	0	0	0	0	1	3	2.2		
17:30	10	0	0	0	0	0	0	10	10	2	0	0	0	0	0	0	2	2		
17:45	8	1	0	0	0	0	0	9	9	4	1	0	0	0	0	0	5	5		
H/TOT	40	1	0	0	0	1	0	42	41.4	14	1	0	0	0	0	1	16	15.2		
18:00	9	0	0	0	0	0	2	11	9.4	4	0	0	0	0	1	0	5	4.4		
18:15	16	0	0	0	0	1	2	19	16.8	7	0	0	0	0	0	0	7	7		
18:30	8	0	0	0	0	1	1	10	8.6	4	0	0	0	0	1	0	5	4.4		
18:45	15	0	0	0	0	2	0	17	15.8	1	0	0	0	0	1	0	2	1.4		
P/TOT	48	0	0	0	0	4	5	57	50.6	16	0	0	0	0	3	0	19	17.2		
P/TOT	426	40	10	0	0	13	15	504	489.2	130	41	10	0	0	9	4	194	190.4		



SITE: B

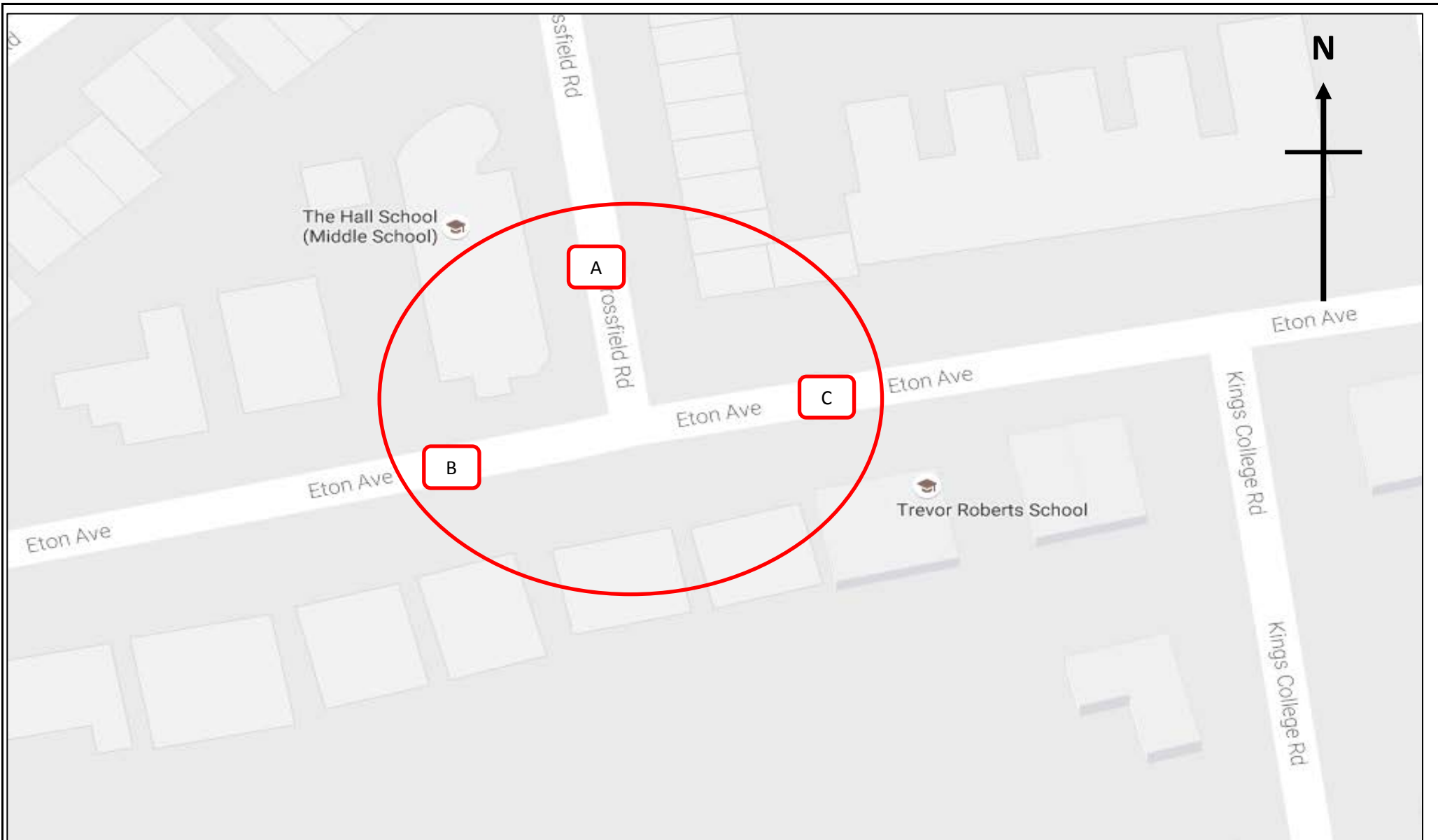
DATE: 05/10/2016

LOCATION: Crossfield Road / Lancaster Grove

DAY: Wednesday

TIME	JUNCTION TOTAL							TOT	PCU's
	CAR	LGV	OGV1	OGV2	PSV	MCL	PCL		
07:00	4	1	0	0	0	0	2	7	5.4
07:15	14	3	3	0	0	0	1	21	21.7
07:30	21	2	1	0	0	1	5	30	25.9
07:45	57	0	0	0	0	1	6	64	58.6
H/TOT	96	6	4	0	0	2	14	122	111.6
08:00	66	3	1	0	0	1	3	74	71.5
08:15	29	2	1	0	0	0	3	35	33.1
08:30	17	1	2	0	0	2	10	32	23.8
08:45	27	4	1	0	0	2	4	38	34.1
H/TOT	139	10	5	0	0	5	20	179	162.5
09:00	15	2	0	0	0	2	5	24	18.8
09:15	10	1	1	0	0	0	5	17	13.5
09:30	16	8	0	0	1	0	3	28	26.6
09:45	17	4	1	0	0	0	1	23	22.7
H/TOT	58	15	2	0	1	2	14	92	81.6
10:00	16	7	2	0	0	0	0	25	26
10:15	13	7	0	0	0	1	1	22	20.6
10:30	8	2	0	0	0	1	3	14	11
10:45	13	6	1	0	0	2	0	22	21.3
H/TOT	50	22	3	0	0	4	4	83	78.9
11:00	10	7	1	0	0	1	2	21	19.3
11:15	22	5	1	0	0	4	0	32	30.1
11:30	20	5	2	0	0	2	1	30	29
11:45	26	4	2	0	0	1	1	34	33.6
H/TOT	78	21	6	0	0	8	4	117	112
12:00	15	2	0	0	0	1	4	22	18.2
12:15	19	4	0	0	0	6	0	29	25.4
12:30	7	2	2	0	0	3	0	14	13.2
12:45	11	3	1	0	0	4	3	22	17.7
H/TOT	52	11	3	0	0	14	7	87	74.5
13:00	12	4	1	0	0	0	1	18	17.7
13:15	12	1	0	0	0	1	2	16	13.8
13:30	17	6	1	0	0	1	0	25	24.9
13:45	12	4	1	0	0	1	3	21	18.5
H/TOT	53	15	3	0	0	3	6	80	74.9
14:00	15	5	3	0	0	2	0	25	25.3
14:15	12	6	0	0	0	1	1	20	18.6
14:30	12	5	0	0	0	2	3	22	18.4
14:45	18	4	0	0	0	4	1	27	23.8
H/TOT	57	20	3	0	0	9	5	94	86.1
15:00	22	2	1	0	0	3	0	28	26.7
15:15	17	5	1	0	0	1	3	27	24.5
15:30	22	3	0	0	0	1	3	29	26
15:45	35	4	1	0	1	1	2	44	43.3
H/TOT	96	14	3	0	1	6	8	128	120.5
16:00	41	4	0	0	0	3	1	49	46.4
16:15	28	4	1	0	0	4	4	41	35.9
16:30	29	0	0	0	0	0	2	31	29.4
16:45	26	4	1	0	0	1	5	37	32.9
H/TOT	124	12	2	0	0	8	12	158	144.6
17:00	35	2	0	0	0	2	1	40	38
17:15	19	1	0	0	0	1	8	29	22
17:30	28	0	0	0	0	2	4	34	29.6
17:45	26	2	1	0	0	1	3	33	30.5
H/TOT	108	5	1	0	0	6	16	136	120.1
18:00	22	1	1	0	0	2	5	31	26.3
18:15	34	1	0	0	0	1	8	44	37
18:30	29	2	0	0	0	2	3	36	32.4
18:45	27	0	0	0	0	4	6	37	29.8
P/TOT	112	4	1	0	0	9	22	148	125.5
P/TOT	1023	155	36	0	2	76	132	1424	1292.8

PEAK HOUR CALCULATION	TOT	PCU's
07:00 to 08:00	122	111.6
07:15 to 08:15	189	177.7
07:30 to 08:30	203	189.1
07:45 to 08:45	205	187
08:00 to 09:00	179	162.5
08:15 to 09:15	129	109.8
08:30 to 09:30	111	90.2
08:45 to 09:45	107	93
09:00 to 10:00	92	81.6
09:15 to 10:15	93	88.8
09:30 to 10:30	98	95.9
09:45 to 10:45	84	80.3
10:00 to 11:00	83	78.9
10:15 to 11:15	79	72.2
10:30 to 11:30	89	81.7
10:45 to 11:45	105	99.7
A.M. Peak	205	189.1
11:00 to 12:00	117	112
11:15 to 12:15	118	110.9
11:30 to 12:30	115	106.2
11:45 to 12:45	99	90.4
12:00 to 13:00	87	74.5
12:15 to 13:15	83	74
12:30 to 13:30	70	62.4
12:45 to 13:45	81	74.1
13:00 to 14:00	80	74.9
13:15 to 14:15	87	82.5
13:30 to 14:30	91	87.3
13:45 to 14:45	88	80.8
14:00 to 15:00	94	86.1
14:15 to 15:15	97	87.5
14:30 to 15:30	104	93.4
14:45 to 15:45	111	101
Inter Peak	118	112
15:00 to 16:00	128	120.5
15:15 to 16:15	149	140.2
15:30 to 16:30	163	151.6
15:45 to 16:45	165	155
16:00 to 17:00	158	144.6
16:15 to 17:15	149	136.2
16:30 to 17:30	137	122.3
16:45 to 17:45	140	122.5
17:00 to 18:00	136	120.1
17:15 to 18:15	127	108.4
17:30 to 18:30	142	123.4
17:45 to 18:45	144	126.2
18:00 to 19:00	148	125.5
P.M. Peak	165	155



	Site / Location:	Site C, Eton Avenue/Crossfield Road	Project No:	6755	Drawing No:	6755-03	Drawn By:	SR
	Survey Date:	Wednesday 5th October 2016		Project Name:	Crossfield Road, Belsize			
	Survey Times:	07:00 to 19:00		Drawing Title:	Site Layout and Observed Movements			



SITE: C

DATE: 05/10/2016

LOCATION: Eton Avenue/Crossfield Road

DAY: Wednesday

TIME	A to C								TOT	PCU's	A to B								TOT	PCU's			
	CAR	LGV	OGV1	OGV2	PSV	MCL	PCL				CAR	LGV	OGV1	OGV2	PSV	MCL	PCL						
07:00	0	0	0	0	0	0	0	0	0	0	0	0	0	0	0	0	0	0	0	0	0	0	0
07:15	0	0	0	0	0	0	0	0	0	0	0	2	2	2	0	0	0	0	0	0	0	6	7
07:30	1	1	0	0	0	0	0	0	2	2	3	0	1	0	0	0	0	0	0	0	4	4.5	
07:45	14	0	0	0	0	0	0	0	14	14	13	0	0	0	0	0	0	0	0	0	13	13	
H/TOT	15	1	0	0	0	0	0	0	16	16	18	2	3	0	0	0	0	0	0	23	24.5		
08:00	26	2	0	0	0	0	0	0	28	28	19	0	0	0	0	0	0	0	3	22	19.6		
08:15	8	0	0	0	0	0	0	1	9	8.2	13	0	0	0	0	0	0	0	0	13	13		
08:30	3	0	0	0	0	0	1	0	4	3.4	4	1	0	0	0	0	0	2	7	5.4			
08:45	5	0	0	0	0	0	0	0	5	5	3	0	0	0	0	0	1	0	4	3.4			
H/TOT	42	2	0	0	0	1	1	1	46	44.6	39	1	0	0	0	1	5	46	41.4				
09:00	2	0	0	0	0	0	0	0	2	2	1	1	0	0	0	0	0	1	3	2.2			
09:15	2	0	0	0	0	0	0	0	2	2	3	1	0	0	0	0	0	1	5	4.2			
09:30	4	2	0	0	0	0	0	0	6	6	1	0	0	0	0	0	0	0	1	1			
09:45	5	0	0	0	0	0	0	0	5	5	2	0	0	0	0	0	0	0	2	2			
H/TOT	13	2	0	0	0	0	0	0	15	15	7	2	0	0	0	0	2	11	9.4				
10:00	1	0	2	0	0	0	0	0	3	4	1	3	0	0	0	0	0	0	4	4			
10:15	0	1	0	0	0	0	0	1	2	1.2	2	3	0	0	0	0	0	0	5	5			
10:30	4	1	0	0	0	0	0	0	5	5	0	0	0	0	0	0	0	0	0	0			
10:45	1	1	0	0	0	0	0	0	2	2	2	1	0	0	0	0	0	0	3	3			
H/TOT	6	3	2	0	0	0	0	1	12	12.2	5	7	0	0	0	0	0	0	12	12			
11:00	2	0	0	0	0	0	1	0	3	2.4	2	2	0	0	0	0	0	0	4	4			
11:15	1	1	0	0	0	0	0	0	2	2	5	0	1	0	0	0	0	1	7	6.7			
11:30	2	0	0	0	0	0	0	0	2	2	1	0	0	0	0	0	0	0	1	1			
11:45	4	0	1	0	0	0	0	0	5	5.5	4	2	0	0	0	0	0	0	6	6			
H/TOT	9	1	1	0	0	0	1	0	12	11.9	12	4	1	0	0	0	1	18	17.7				
12:00	2	0	0	0	0	0	0	0	2	2	4	0	0	0	0	0	0	0	4	4			
12:15	2	0	0	0	0	0	0	0	2	2	3	1	0	0	0	0	1	0	5	4.4			
12:30	1	0	0	0	0	0	0	0	1	1	2	2	0	0	0	0	0	0	4	4			
12:45	4	0	0	0	0	0	0	0	4	4	3	1	0	0	0	0	1	0	5	4.4			
H/TOT	9	0	0	0	0	0	0	0	9	9	12	4	0	0	0	2	0	18	16.8				
13:00	3	1	0	0	0	0	0	0	4	4	0	0	0	0	0	0	0	0	0	0			
13:15	3	0	0	0	0	0	0	0	3	3	1	0	0	0	0	0	0	0	1	1			
13:30	1	2	0	0	0	0	0	0	3	3	2	1	0	0	0	0	0	0	3	3			
13:45	3	1	0	0	0	0	0	0	4	4	2	0	0	0	0	0	0	0	2	2			
H/TOT	10	4	0	0	0	0	0	0	14	14	5	1	0	0	0	0	0	6	6				
14:00	1	0	0	0	0	0	0	0	1	1	1	0	0	0	0	0	0	0	1	1			
14:15	1	0	0	0	0	0	0	0	1	1	0	2	0	0	0	0	0	0	2	2			
14:30	2	1	0	0	0	0	0	1	4	3.2	2	0	0	0	0	0	0	0	2	2			
14:45	2	0	0	0	0	0	0	0	2	2	0	0	0	0	0	0	0	0	0	0			
H/TOT	6	1	0	0	0	0	0	1	8	7.2	3	2	0	0	0	0	0	5	5				
15:00	6	1	0	0	0	0	0	0	7	7	3	0	0	0	0	0	0	0	3	3			
15:15	2	0	0	0	0	0	0	0	2	2	3	1	1	0	0	0	0	0	5	5.5			
15:30	5	1	0	0	0	0	0	0	6	6	1	0	0	0	0	0	1	2	1.2				
15:45	14	0	0	0	0	0	0	0	14	14	6	0	0	0	0	0	0	0	6	6			
H/TOT	27	2	0	0	0	0	0	0	29	29	13	1	1	0	0	0	1	16	15.7				
16:00	16	1	0	0	0	0	0	0	17	17	12	0	0	0	0	0	0	0	12	12			
16:15	12	0	1	0	0	0	0	0	13	13.5	6	0	0	0	0	0	0	1	7	6.2			
16:30	5	0	0	0	0	0	0	0	5	5	7	0	0	0	0	0	0	0	7	7			
16:45	4	0	1	0	0	0	0	0	5	5.5	3	0	0	0	0	0	0	0	3	3			
H/TOT	37	1	2	0	0	0	0	0	40	41	28	0	0	0	0	0	0	1	29	28.2			
17:00	10	0	0	0	0	0	0	1	11	10.2	11	1	0	0	0	0	0	0	12	12			
17:15	10	0	0	0	0	0	0	0	10	10	3	0	0	0	0	0	0	0	3	3			
17:30	8	0	0	0	0	0	0	0	8	8	2	0	0	0	0	0	0	0	2	2			
17:45	4	1	0	0	0	0	0	0	5	5	5	0	0	0	0	0	0	0	5	5			
H/TOT	32	1	0	0	0	0	0	1	34	33.2	21	1	0	0	0	0	0	22	22				
18:00	2	0	0	0	0	0	0	1	3	2.2	6	0	0	0	0	0	0	0	6	6			
18:15	9	0	0	0	0	0	0	1	10	9.2	5	0	0	0	0	0	0	1	6	5.2			
18:30	2	0	0	0	0	0	0	1	3	2.2	6	0	0	0	0	0	0	0	6	6			
18:45	8	0	0	0	0	0	1	0	9	8.4	4	0	0	0	0	0	0	0	4	4			
H/TOT	21	0	0	0	0	0	1	3	25	22	21	0	0	0	0	0	0	1	22	21.2			
P/TOT	227	18	5	0	0	3	7	7	260	255.1	184	25	5	0	0	3	11	228	219.9				



SITE: C

DATE: 05/10/2016

LOCATION: Eton Avenue/Crossfield Road

DAY: Wednesday

TIME	A to A							TOT	PCU's
	CAR	LGV	OGV1	OGV2	PSV	MCL	PCL		
07:00	0	0	0	0	0	0	0	0	0
07:15	0	0	0	0	0	0	0	0	0
07:30	0	0	0	0	0	0	0	0	0
07:45	0	0	0	0	0	0	0	0	0
H/TOT	0	0	0	0	0	0	0	0	0
08:00	0	0	0	0	0	0	0	0	0
08:15	0	0	0	0	0	0	0	0	0
08:30	0	0	0	0	0	0	0	0	0
08:45	0	0	0	0	0	0	0	0	0
H/TOT	0	0	0	0	0	0	0	0	0
09:00	0	0	0	0	0	0	0	0	0
09:15	0	0	0	0	0	0	0	0	0
09:30	0	0	0	0	0	0	0	0	0
09:45	0	0	0	0	0	0	0	0	0
H/TOT	0	0	0	0	0	0	0	0	0
10:00	0	0	0	0	0	0	0	0	0
10:15	0	0	0	0	0	0	0	0	0
10:30	0	0	0	0	0	0	0	0	0
10:45	0	0	0	0	0	0	0	0	0
H/TOT	0	0	0	0	0	0	0	0	0
11:00	0	0	0	0	0	0	0	0	0
11:15	0	0	0	0	0	0	0	0	0
11:30	0	0	0	0	0	0	0	0	0
11:45	0	0	0	0	0	0	0	0	0
H/TOT	0	0	0	0	0	0	0	0	0
12:00	0	0	0	0	0	0	0	0	0
12:15	0	0	0	0	0	0	0	0	0
12:30	0	0	0	0	0	0	0	0	0
12:45	0	0	0	0	0	0	0	0	0
H/TOT	0	0	0	0	0	0	0	0	0
13:00	0	0	0	0	0	0	0	0	0
13:15	0	0	0	0	0	0	0	0	0
13:30	0	0	0	0	0	0	0	0	0
13:45	0	0	0	0	0	0	0	0	0
H/TOT	0	0	0	0	0	0	0	0	0
14:00	0	0	0	0	0	0	0	0	0
14:15	0	0	0	0	0	0	0	0	0
14:30	0	0	0	0	0	0	0	0	0
14:45	0	0	0	0	0	0	0	0	0
H/TOT	0	0	0	0	0	0	0	0	0
15:00	0	0	0	0	0	0	0	0	0
15:15	0	0	0	0	0	0	0	0	0
15:30	0	0	0	0	0	0	0	0	0
15:45	0	0	0	0	0	0	0	0	0
H/TOT	0	0	0	0	0	0	0	0	0
16:00	0	0	0	0	0	0	0	0	0
16:15	0	0	0	0	0	0	0	0	0
16:30	0	0	0	0	0	0	0	0	0
16:45	0	0	0	0	0	0	0	0	0
H/TOT	0	0	0	0	0	0	0	0	0
17:00	0	0	0	0	0	0	0	0	0
17:15	0	0	0	0	0	0	0	0	0
17:30	0	0	0	0	0	0	0	0	0
17:45	0	0	0	0	0	0	0	0	0
H/TOT	0	0	0	0	0	0	0	0	0
18:00	0	0	0	0	0	0	0	0	0
18:15	0	0	0	0	0	0	0	0	0
18:30	0	0	0	0	0	0	0	0	0
18:45	0	0	0	0	0	0	0	0	0
P/TOT	0	0	0	0	0	0	0	0	0
P/TOT	0	0	0	0	0	0	0	0	0



SITE: C

DATE: 05/10/2016

LOCATION: Eton Avenue/Crossfield Road

DAY: Wednesday

TIME	B to A								TOT	PCU's	B to C								TOT	PCU's
	CAR	LGV	OGV1	OGV2	PSV	MCL	PCL	CAR			LGV	OGV1	OGV2	PSV	MCL	PCL				
07:00	0	2	0	0	0	0	0	2	2	3	1	0	0	0	0	2	6	4.4		
07:15	0	0	0	0	0	0	0	0	0	8	3	0	0	0	0	6	17	12.2		
07:30	1	0	0	0	0	0	0	1	1	8	0	0	0	0	0	3	11	8.6		
07:45	1	0	0	0	0	0	0	1	1	13	0	0	0	0	0	2	15	13.4		
H/TOT	2	2	0	0	0	0	0	4	4	32	4	0	0	0	0	13	49	38.6		
08:00	0	0	0	0	0	0	0	0	0	21	0	0	0	0	1	5	27	22.4		
08:15	4	0	0	0	0	0	0	4	4	17	1	0	0	0	0	7	25	19.4		
08:30	0	0	0	0	0	0	0	0	0	15	1	0	0	1	1	7	25	19.8		
08:45	3	0	0	0	0	0	0	3	3	7	0	0	0	1	1	5	14	10.4		
H/TOT	7	0	0	0	0	0	0	7	7	60	2	0	0	2	3	24	91	72		
09:00	0	0	0	0	0	0	0	0	0	4	4	2	0	0	0	4	14	11.8		
09:15	0	0	0	0	0	0	0	0	0	9	1	0	1	0	0	3	14	12.9		
09:30	0	1	0	0	0	0	0	1	1	2	0	0	0	0	1	3	6	3		
09:45	2	1	0	0	0	0	0	3	3	10	2	1	0	0	0	2	15	13.9		
H/TOT	2	2	0	0	0	0	0	4	4	25	7	3	1	0	1	12	49	41.6		
10:00	2	0	0	0	0	0	0	2	2	7	3	1	0	0	0	2	13	11.9		
10:15	0	0	0	0	0	0	0	0	0	3	1	0	0	0	0	2	6	4.4		
10:30	0	0	0	0	0	0	0	0	0	8	1	0	0	0	1	1	11	9.6		
10:45	2	0	0	0	0	0	0	2	2	7	1	0	0	0	0	4	12	8.8		
H/TOT	4	0	0	0	0	0	0	4	4	25	6	1	0	0	1	9	42	34.7		
11:00	1	0	0	0	0	0	0	1	1	8	0	1	0	0	1	0	10	9.9		
11:15	4	0	0	0	0	0	0	4	4	7	1	0	0	1	0	2	11	10.4		
11:30	3	0	0	0	0	0	0	3	3	5	0	0	0	0	0	1	6	5.2		
11:45	2	0	0	0	0	0	0	2	2	7	2	0	0	0	0	0	9	9		
H/TOT	10	0	0	0	0	0	0	10	10	27	3	1	0	1	1	3	36	34.5		
12:00	2	1	0	0	0	0	0	3	3	8	0	0	0	0	0	2	10	8.4		
12:15	1	1	0	0	0	0	0	2	2	5	2	0	0	0	1	1	9	7.6		
12:30	1	1	0	0	0	0	0	2	2	4	1	1	0	0	1	1	8	7.1		
12:45	0	0	0	0	0	0	0	0	0	8	1	1	0	0	0	0	10	10.5		
H/TOT	4	3	0	0	0	0	0	7	7	25	4	2	0	0	2	4	37	33.6		
13:00	0	1	0	0	0	0	0	1	1	7	2	0	0	0	1	1	11	9.6		
13:15	0	0	0	0	0	0	0	0	0	5	1	0	0	0	1	5	12	7.4		
13:30	0	0	0	0	0	0	0	0	0	13	2	0	0	0	0	2	17	15.4		
13:45	0	0	0	0	0	0	0	0	0	3	1	0	0	0	1	4	9	5.2		
H/TOT	0	1	0	0	0	0	0	1	1	28	6	0	0	0	3	12	49	37.6		
14:00	2	0	0	0	0	0	0	2	2	8	0	2	0	0	0	2	12	11.4		
14:15	1	1	0	0	0	0	0	2	2	5	3	0	0	0	0	2	10	8.4		
14:30	0	0	0	0	0	0	1	1	0.2	7	1	0	0	1	0	3	12	10.6		
14:45	2	1	0	0	0	0	0	3	3	4	4	1	0	0	0	4	13	10.3		
H/TOT	5	2	0	0	0	0	1	8	7.2	24	8	3	0	1	0	11	47	40.7		
15:00	0	0	0	0	0	0	0	0	0	4	3	0	0	0	0	5	12	8		
15:15	0	0	0	0	0	0	0	0	0	8	3	0	0	0	0	5	16	12		
15:30	0	1	0	0	0	0	0	1	1	4	1	0	0	0	0	0	5	5		
15:45	0	0	0	0	0	0	0	0	0	13	0	0	0	0	0	5	18	14		
H/TOT	0	1	0	0	0	0	0	1	1	29	7	0	0	0	0	15	51	39		
16:00	0	0	0	0	0	0	0	0	0	13	1	0	0	0	2	8	24	16.4		
16:15	3	0	0	0	0	0	0	3	3	11	1	0	0	0	0	2	14	12.4		
16:30	1	0	0	0	0	0	0	1	1	16	2	0	0	0	1	3	22	19		
16:45	2	1	0	0	0	0	0	3	3	15	1	0	0	0	0	4	20	16.8		
H/TOT	6	1	0	0	0	0	0	7	7	55	5	0	0	0	3	17	80	64.6		
17:00	4	0	0	0	0	0	0	4	4	10	0	0	0	0	0	4	14	10.8		
17:15	0	0	0	0	0	0	0	0	0	13	1	1	0	1	0	3	19	18.1		
17:30	1	0	0	0	0	0	0	1	1	8	1	1	0	0	1	4	15	11.7		
17:45	2	0	0	0	0	0	0	2	2	7	1	0	0	0	0	7	15	9.4		
H/TOT	7	0	0	0	0	0	0	7	7	38	3	2	0	1	1	18	63	50		
18:00	1	0	0	0	0	0	0	1	1	13	0	0	0	0	1	4	18	14.2		
18:15	5	0	0	0	0	0	0	5	5	17	1	0	0	0	0	5	23	19		
18:30	1	0	0	0	0	0	0	1	1	12	0	1	0	0	0	6	19	14.7		
18:45	2	0	0	0	0	0	0	2	2	11	0	0	0	0	0	4	15	11.8		
P/TOT	9	0	0	0	0	0	0	9	9	53	1	1	0	0	1	19	75	59.7		
P/TOT	56	12	0	0	0	0	1	69	68.2	421	56	13	1	5	16	157	669	546.6		



SITE: C

DATE: 05/10/2016

LOCATION: Eton Avenue/Crossfield Road

DAY: Wednesday

TIME	B to B							TOT	PCU's
	CAR	LGV	OGV1	OGV2	PSV	MCL	PCL		
07:00	0	0	0	0	0	0	0	0	0
07:15	0	0	0	0	0	0	0	0	0
07:30	0	0	0	0	0	0	0	0	0
07:45	0	0	0	0	0	0	0	0	0
H/TOT	0	0	0	0	0	0	0	0	0
08:00	0	0	0	0	0	0	0	0	0
08:15	0	0	0	0	0	0	0	0	0
08:30	0	0	0	0	0	0	0	0	0
08:45	0	0	0	0	0	0	0	0	0
H/TOT	0	0	0	0	0	0	0	0	0
09:00	0	0	0	0	0	0	0	0	0
09:15	0	0	0	0	0	0	0	0	0
09:30	0	0	0	0	0	0	0	0	0
09:45	0	0	0	0	0	0	0	0	0
H/TOT	0	0	0	0	0	0	0	0	0
10:00	0	0	0	0	0	0	0	0	0
10:15	0	0	0	0	0	0	0	0	0
10:30	0	0	0	0	0	0	0	0	0
10:45	0	0	0	0	0	0	0	0	0
H/TOT	0	0	0	0	0	0	0	0	0
11:00	0	0	0	0	0	0	0	0	0
11:15	0	0	0	0	0	0	0	0	0
11:30	0	0	0	0	0	0	0	0	0
11:45	0	0	0	0	0	0	0	0	0
H/TOT	0	0	0	0	0	0	0	0	0
12:00	0	0	0	0	0	0	0	0	0
12:15	0	0	0	0	0	0	0	0	0
12:30	0	0	0	0	0	0	0	0	0
12:45	0	0	0	0	0	0	0	0	0
H/TOT	0	0	0	0	0	0	0	0	0
13:00	0	0	0	0	0	0	0	0	0
13:15	0	0	0	0	0	0	0	0	0
13:30	0	0	0	0	0	0	0	0	0
13:45	0	0	0	0	0	0	0	0	0
H/TOT	0	0	0	0	0	0	0	0	0
14:00	0	0	0	0	0	0	0	0	0
14:15	0	0	0	0	0	0	0	0	0
14:30	0	0	0	0	0	0	0	0	0
14:45	0	0	0	0	0	0	0	0	0
H/TOT	0	0	0	0	0	0	0	0	0
15:00	0	0	0	0	0	0	0	0	0
15:15	0	0	0	0	0	0	0	0	0
15:30	0	0	0	0	0	0	0	0	0
15:45	0	0	0	0	0	0	0	0	0
H/TOT	0	0	0	0	0	0	0	0	0
16:00	0	0	0	0	0	0	0	0	0
16:15	0	0	0	0	0	0	0	0	0
16:30	0	0	0	0	0	0	0	0	0
16:45	0	0	0	0	0	0	0	0	0
H/TOT	0	0	0	0	0	0	0	0	0
17:00	0	0	0	0	0	0	0	0	0
17:15	0	0	0	0	0	0	0	0	0
17:30	0	0	0	0	0	0	0	0	0
17:45	0	0	0	0	0	0	0	0	0
H/TOT	0	0	0	0	0	0	0	0	0
18:00	0	0	0	0	0	0	0	0	0
18:15	0	0	0	0	0	0	0	0	0
18:30	0	0	0	0	0	0	0	0	0
18:45	0	0	0	0	0	0	0	0	0
P/TOT	0	0	0	0	0	0	0	0	0
P/TOT	0	0	0	0	0	0	0	0	0



SITE: C

DATE: 05/10/2016

LOCATION: Eton Avenue/Crossfield Road

DAY: Wednesday

TIME	C to B								TOT	PCU's	C to A								TOT	PCU's
	CAR	LGV	OGV1	OGV2	PSV	MCL	PCL	CAR			LGV	OGV1	OGV2	PSV	MCL	PCL				
07:00	8	3	0	0	0	0	1	12	11.2	4	0	0	0	0	0	0	4	4		
07:15	10	0	1	0	0	0	3	14	12.1	0	0	1	0	0	0	0	1	1.5		
07:30	17	2	0	0	1	0	4	24	21.8	1	0	0	0	0	0	1	2	1.2		
07:45	26	3	0	0	0	0	5	34	30	2	0	0	0	0	0	1	3	2.2		
H/TOT	63	8	1	0	1	0	13	84	77.1	7	0	1	0	0	0	2	10	8.9		
08:00	26	2	0	0	0	0	4	32	28.8	1	0	1	0	0	0	1	3	2.7		
08:15	24	3	1	0	0	0	3	31	29.1	5	0	0	0	0	0	0	5	5		
08:30	22	4	0	0	0	0	7	33	27.4	0	0	1	0	0	1	0	2	1.9		
08:45	17	2	0	0	0	1	6	26	20.6	1	1	1	0	0	0	0	3	3.5		
H/TOT	91	11	1	0	0	1	20	122	107.9	7	1	3	0	0	1	1	13	13.1		
09:00	8	2	0	0	0	2	7	19	12.2	0	0	0	0	0	0	0	0	0		
09:15	21	1	1	0	0	0	4	27	24.3	1	1	0	0	0	0	1	3	2.2		
09:30	11	2	0	0	0	0	4	17	13.8	0	1	0	0	0	0	0	1	1		
09:45	12	2	1	0	0	0	5	20	16.5	1	1	0	0	0	0	0	2	2		
H/TOT	54	7	2	0	0	2	20	83	68.8	2	3	0	0	0	0	1	6	5.2		
10:00	14	2	0	0	0	0	3	19	16.6	2	1	0	0	0	0	0	3	3		
10:15	7	4	0	0	0	1	1	13	11.6	1	2	0	0	0	0	0	3	3		
10:30	6	3	0	0	0	2	0	11	9.8	2	0	0	0	0	0	0	2	2		
10:45	8	2	2	0	0	0	4	16	13.8	1	1	1	0	0	1	0	4	3.9		
H/TOT	36	11	2	0	0	3	8	59	52.8	6	4	1	0	0	1	0	12	11.9		
11:00	7	4	0	0	0	1	0	12	11.4	1	1	1	0	0	0	0	3	3.5		
11:15	18	2	1	0	0	1	2	24	22.3	4	1	0	0	0	0	0	5	5		
11:30	21	2	0	0	0	2	5	30	24.8	2	1	0	0	0	0	0	3	3		
11:45	7	2	1	0	0	0	2	12	10.9	2	1	1	0	0	0	0	4	4.5		
H/TOT	53	10	2	0	0	4	9	78	69.4	9	4	2	0	0	0	0	15	16		
12:00	14	4	1	0	0	0	1	20	19.7	0	1	0	0	0	0	0	1	1		
12:15	11	2	0	0	0	3	0	16	14.2	1	1	0	0	0	0	0	2	2		
12:30	6	0	1	0	0	1	3	11	8.5	1	0	0	0	0	1	0	2	1.4		
12:45	7	2	3	0	0	0	3	15	14.1	0	0	0	0	0	0	1	1	0.2		
H/TOT	39	8	5	0	0	4	7	62	57.5	2	2	0	0	0	1	1	6	4.6		
13:00	9	2	0	0	0	0	8	19	12.6	1	1	1	0	0	0	0	3	3.5		
13:15	3	5	1	0	0	0	0	9	9.5	3	0	0	0	0	0	0	3	3		
13:30	16	2	1	0	0	1	3	23	20.5	0	1	0	0	0	0	1	2	1.2		
13:45	16	2	0	0	0	0	3	21	18.6	2	1	0	0	0	0	0	3	3		
H/TOT	47	11	2	0	0	1	14	72	64.2	6	3	1	0	0	0	1	11	10.7		
14:00	7	0	0	0	0	1	1	9	7.6	0	3	0	0	0	0	0	3	3		
14:15	6	0	1	0	1	1	0	9	9.9	0	0	0	0	0	0	0	0	0		
14:30	8	2	0	0	0	0	3	13	10.6	2	2	0	0	0	0	0	4	4		
14:45	10	0	0	0	0	1	1	12	10.6	7	1	0	0	0	0	0	8	8		
H/TOT	31	2	1	0	1	3	5	43	38.7	9	6	0	0	0	0	0	15	15		
15:00	9	1	0	0	0	2	2	14	11.2	1	0	1	0	0	0	0	2	2.5		
15:15	14	3	0	0	1	0	2	20	19.4	2	2	0	0	0	0	0	4	4		
15:30	12	3	0	0	0	0	3	18	15.6	3	1	0	0	0	0	0	4	4		
15:45	14	2	1	0	0	0	0	17	17.5	2	0	0	0	0	0	1	3	2.2		
H/TOT	52	9	1	0	1	2	7	69	66.7	8	3	1	0	0	0	1	13	12.7		
16:00	25	0	0	0	0	0	3	28	25.6	4	0	0	0	0	0	0	4	4		
16:15	10	2	0	0	1	2	3	18	15.4	1	0	1	0	0	1	0	3	2.9		
16:30	11	0	0	0	0	1	3	15	12	1	0	0	0	0	0	0	1	1		
16:45	17	0	0	1	0	0	4	22	20.1	3	0	0	0	0	0	0	3	3		
H/TOT	66	2	0	1	1	3	13	83	76.1	9	0	1	0	0	1	0	11	10.9		
17:00	11	0	1	0	0	0	2	14	12.9	6	0	0	0	0	0	0	6	6		
17:15	12	0	0	0	0	0	3	15	12.6	1	0	0	0	0	0	0	1	1		
17:30	16	1	1	0	0	2	3	23	19.9	1	0	0	0	0	0	0	1	1		
17:45	9	1	0	0	0	0	4	14	10.8	1	1	0	0	0	0	0	2	2		
H/TOT	51	2	2	0	0	2	12	66	59.2	9	1	0	0	0	0	0	10	10		
18:00	15	1	0	0	0	1	7	24	17.8	3	0	0	0	0	1	0	4	3.4		
18:15	18	1	0	0	0	0	4	23	19.8	2	0	0	0	0	0	0	2	2		
18:30	8	0	0	0	0	0	6	14	9.2	2	0	0	0	0	0	0	2	2		
18:45	10	0	0	0	0	3	3	16	11.8	1	0	0	0	0	1	0	2	1.4		
P/TOT	51	2	0	0	0	4	20	77	58.6	8	0	0	0	0	2	0	10	8.8		
P/TOT	634	83	19	1	4	29	148	898	797	82	27	10	0	0	6	7	132	127.8		



SITE: C

DATE: 05/10/2016

LOCATION: Eton Avenue/Crossfield Road

DAY: Wednesday

TIME	C to C							TOT	PCU's
	CAR	LGV	OGV1	OGV2	PSV	MCL	PCL		
07:00	0	0	0	0	0	0	0	0	0
07:15	0	0	0	0	0	0	0	0	0
07:30	0	0	0	0	0	0	0	0	0
07:45	0	0	0	0	0	0	0	0	0
H/TOT	0	0	0	0	0	0	0	0	0
08:00	0	0	0	0	0	0	0	0	0
08:15	0	0	0	0	0	0	0	0	0
08:30	0	0	0	0	0	0	0	0	0
08:45	0	0	0	0	0	0	0	0	0
H/TOT	0	0	0	0	0	0	0	0	0
09:00	0	0	0	0	0	0	0	0	0
09:15	0	0	0	0	0	0	0	0	0
09:30	0	0	0	0	0	0	0	0	0
09:45	0	0	0	0	0	0	0	0	0
H/TOT	0	0	0	0	0	0	0	0	0
10:00	0	0	0	0	0	0	0	0	0
10:15	0	0	0	0	0	0	0	0	0
10:30	0	0	0	0	0	0	0	0	0
10:45	0	0	0	0	0	0	0	0	0
H/TOT	0	0	0	0	0	0	0	0	0
11:00	0	0	0	0	0	0	0	0	0
11:15	0	0	0	0	0	0	0	0	0
11:30	0	0	0	0	0	0	0	0	0
11:45	0	0	0	0	0	0	0	0	0
H/TOT	0	0	0	0	0	0	0	0	0
12:00	0	0	0	0	0	0	0	0	0
12:15	0	0	0	0	0	0	0	0	0
12:30	0	0	0	0	0	0	0	0	0
12:45	0	0	0	0	0	0	0	0	0
H/TOT	0	0	0	0	0	0	0	0	0
13:00	0	0	0	0	0	0	0	0	0
13:15	0	0	0	0	0	0	0	0	0
13:30	0	0	0	0	0	0	0	0	0
13:45	0	0	0	0	0	0	0	0	0
H/TOT	0	0	0	0	0	0	0	0	0
14:00	0	0	0	0	0	0	0	0	0
14:15	0	0	0	0	0	0	0	0	0
14:30	0	0	0	0	0	0	0	0	0
14:45	0	0	0	0	0	0	0	0	0
H/TOT	0	0	0	0	0	0	0	0	0
15:00	0	0	0	0	0	0	0	0	0
15:15	0	0	0	0	0	0	0	0	0
15:30	0	0	0	0	0	0	0	0	0
15:45	0	0	0	0	0	0	0	0	0
H/TOT	0	0	0	0	0	0	0	0	0
16:00	0	0	0	0	0	0	0	0	0
16:15	0	0	0	0	0	0	0	0	0
16:30	0	0	0	0	0	0	0	0	0
16:45	0	0	0	0	0	0	0	0	0
H/TOT	0	0	0	0	0	0	0	0	0
17:00	0	0	0	0	0	0	0	0	0
17:15	0	0	0	0	0	0	0	0	0
17:30	0	0	0	0	0	0	0	0	0
17:45	0	0	0	0	0	0	0	0	0
H/TOT	0	0	0	0	0	0	0	0	0
18:00	0	0	0	0	0	0	0	0	0
18:15	0	0	0	0	0	0	0	0	0
18:30	0	0	0	0	0	0	0	0	0
18:45	0	0	0	0	0	0	0	0	0
P/TOT	0	0	0	0	0	0	0	0	0
P/TOT	0	0	0	0	0	0	0	0	0



SITE: C

DATE: 05/10/2016

LOCATION: Eton Avenue/Crossfield Road

DAY: Wednesday

TIME	TO ARM A								TOT	PCU's	FROM ARM A								TOT	PCU's	
	CAR	LGV	OGV1	OGV2	PSV	MCL	PCL	CAR			LGV	OGV1	OGV2	PSV	MCL	PCL					
07:00	4	2	0	0	0	0	0	6	6	0	0	0	0	0	0	0	0	0	0	0	0
07:15	0	0	1	0	0	0	0	1	1.5	2	2	2	0	0	0	0	0	0	0	6	7
07:30	2	0	0	0	0	0	0	3	2.2	4	1	1	0	0	0	0	0	0	6	6.5	
07:45	3	0	0	0	0	0	0	4	3.2	27	0	0	0	0	0	0	0	0	27	27	
H/TOT	9	2	1	0	0	0	2	14	12.9	33	3	3	0	0	0	0	0	0	39	40.5	
08:00	1	0	1	0	0	0	1	3	2.7	45	2	0	0	0	0	0	3	50	47.6		
08:15	9	0	0	0	0	0	0	9	9	21	0	0	0	0	0	1	22	21.2			
08:30	0	0	1	0	0	1	0	2	1.9	7	1	0	0	0	1	2	11	8.8			
08:45	4	1	1	0	0	0	0	6	6.5	8	0	0	0	0	1	0	9	8.4			
H/TOT	14	1	3	0	0	1	1	20	20.1	81	3	0	0	0	2	6	92	86			
09:00	0	0	0	0	0	0	0	0	0	3	1	0	0	0	0	1	5	4.2			
09:15	1	1	0	0	0	0	1	3	2.2	5	1	0	0	0	0	1	7	6.2			
09:30	0	2	0	0	0	0	0	2	2	5	2	0	0	0	0	0	7	7			
09:45	3	2	0	0	0	0	0	5	5	7	0	0	0	0	0	0	7	7			
H/TOT	4	5	0	0	0	0	1	10	9.2	20	4	0	0	0	0	2	26	24.4			
10:00	4	1	0	0	0	0	0	5	5	2	3	2	0	0	0	0	7	8			
10:15	1	2	0	0	0	0	0	3	3	2	4	0	0	0	0	1	7	6.2			
10:30	2	0	0	0	0	0	0	2	2	4	1	0	0	0	0	0	5	5			
10:45	3	1	1	0	0	1	0	6	5.9	3	2	0	0	0	0	0	5	5			
H/TOT	10	4	1	0	0	1	0	16	15.9	11	10	2	0	0	0	1	24	24.2			
11:00	2	1	1	0	0	0	0	4	4.5	4	2	0	0	0	1	0	7	6.4			
11:15	8	1	0	0	0	0	0	9	9	6	1	1	0	0	0	1	9	8.7			
11:30	5	1	0	0	0	0	0	6	6	3	0	0	0	0	0	0	3	3			
11:45	4	1	1	0	0	0	0	6	6.5	8	2	1	0	0	0	0	11	11.5			
H/TOT	19	4	2	0	0	0	0	25	26	21	5	2	0	0	1	1	30	29.6			
12:00	2	2	0	0	0	0	0	4	4	6	0	0	0	0	0	0	6	6			
12:15	2	2	0	0	0	0	0	4	4	5	1	0	0	0	1	0	7	6.4			
12:30	2	1	0	0	0	1	0	4	3.4	3	2	0	0	0	0	0	5	5			
12:45	0	0	0	0	0	0	1	1	0.2	7	1	0	0	0	1	0	9	8.4			
H/TOT	6	5	0	0	0	1	1	13	11.6	21	4	0	0	0	2	0	27	25.8			
13:00	1	2	1	0	0	0	0	4	4.5	3	1	0	0	0	0	0	4	4			
13:15	3	0	0	0	0	0	0	3	3	4	0	0	0	0	0	0	4	4			
13:30	0	1	0	0	0	0	1	2	1.2	3	3	0	0	0	0	0	6	6			
13:45	2	1	0	0	0	0	0	3	3	5	1	0	0	0	0	0	6	6			
H/TOT	6	4	1	0	0	0	1	12	11.7	15	5	0	0	0	0	0	20	20			
14:00	2	3	0	0	0	0	0	5	5	2	0	0	0	0	0	0	2	2			
14:15	1	1	0	0	0	0	0	2	2	1	2	0	0	0	0	0	3	3			
14:30	2	2	0	0	0	0	1	5	4.2	4	1	0	0	0	0	1	6	5.2			
14:45	9	2	0	0	0	0	0	11	11	2	0	0	0	0	0	0	2	2			
H/TOT	14	8	0	0	0	0	1	23	22.2	9	3	0	0	0	0	1	13	12.2			
15:00	1	0	1	0	0	0	0	2	2.5	9	1	0	0	0	0	0	10	10			
15:15	2	2	0	0	0	0	0	4	4	5	1	1	0	0	0	0	7	7.5			
15:30	3	2	0	0	0	0	0	5	5	6	1	0	0	0	0	1	8	7.2			
15:45	2	0	0	0	0	0	1	3	2.2	20	0	0	0	0	0	0	20	20			
H/TOT	8	4	1	0	0	0	1	14	13.7	40	3	1	0	0	0	1	45	44.7			
16:00	4	0	0	0	0	0	0	4	4	28	1	0	0	0	0	0	29	29			
16:15	4	0	1	0	0	1	0	6	5.9	18	0	1	0	0	0	1	20	19.7			
16:30	2	0	0	0	0	0	0	2	2	12	0	0	0	0	0	0	12	12			
16:45	5	1	0	0	0	0	0	6	6	7	0	1	0	0	0	0	8	8.5			
H/TOT	15	1	1	0	0	1	0	18	17.9	65	1	2	0	0	0	1	69	69.2			
17:00	10	0	0	0	0	0	0	10	10	21	1	0	0	0	0	1	23	22.2			
17:15	1	0	0	0	0	0	0	1	1	13	0	0	0	0	0	0	13	13			
17:30	2	0	0	0	0	0	0	2	2	10	0	0	0	0	0	0	10	10			
17:45	3	1	0	0	0	0	0	4	4	9	1	0	0	0	0	0	10	10			
H/TOT	16	1	0	0	0	0	0	17	17	53	2	0	0	0	0	1	56	55.2			
18:00	4	0	0	0	0	1	0	5	4.4	8	0	0	0	0	0	1	9	8.2			
18:15	7	0	0	0	0	0	0	7	7	14	0	0	0	0	0	2	16	14.4			
18:30	3	0	0	0	0	0	0	3	3	8	0	0	0	0	0	1	9	8.2			
18:45	3	0	0	0	0	1	0	4	3.4	12	0	0	0	0	1	0	13	12.4			
P/TOT	17	0	0	0	0	2	0	19	17.8	42	0	0	0	0	1	4	47	43.2			
P/TOT	138	39	10	0	0	6	8	201	196	411	43	10	0	0	6	18	488	475			



SITE: C

DATE: 05/10/2016

LOCATION: Eton Avenue/Crossfield Road

DAY: Wednesday

TIME	TO ARM B								TOT	PCU's	FROM ARM B								TOT	PCU's
	CAR	LGV	OGV1	OGV2	PSV	MCL	PCL	CAR			LGV	OGV1	OGV2	PSV	MCL	PCL				
07:00	8	3	0	0	0	0	1	12	11.2	3	3	0	0	0	0	2	8	6.4		
07:15	12	2	3	0	0	0	3	20	19.1	8	3	0	0	0	0	6	17	12.2		
07:30	20	2	1	0	1	0	4	28	26.3	9	0	0	0	0	0	3	12	9.6		
07:45	39	3	0	0	0	0	5	47	43	14	0	0	0	0	0	2	16	14.4		
H/TOT	79	10	4	0	1	0	13	107	99.6	34	6	0	0	0	0	13	53	42.6		
08:00	45	2	0	0	0	0	7	54	48.4	21	0	0	0	0	1	5	27	22.4		
08:15	37	3	1	0	0	0	3	44	42.1	21	1	0	0	0	0	7	29	23.4		
08:30	26	5	0	0	0	0	9	40	32.8	15	1	0	0	1	1	7	25	19.8		
08:45	20	2	0	0	0	2	6	30	24	10	0	0	0	1	1	5	17	13.4		
H/TOT	128	12	1	0	0	2	25	168	147.3	67	2	0	0	2	3	24	98	79		
09:00	9	3	0	0	0	2	8	22	14.4	4	4	2	0	0	0	4	14	11.8		
09:15	24	2	1	0	0	0	5	32	28.5	9	1	0	1	0	0	3	14	12.9		
09:30	12	2	0	0	0	0	4	18	14.8	2	1	0	0	0	1	3	7	4		
09:45	14	2	1	0	0	0	5	22	18.5	12	3	1	0	0	0	2	18	16.9		
H/TOT	59	9	2	0	0	2	22	94	76.2	27	9	3	1	0	1	12	53	45.6		
10:00	15	5	0	0	0	0	3	23	20.6	9	3	1	0	0	0	2	15	13.9		
10:15	9	7	0	0	0	1	1	18	16.6	3	1	0	0	0	0	2	6	4.4		
10:30	6	3	0	0	0	2	0	11	9.8	8	1	0	0	0	1	1	11	9.6		
10:45	10	3	2	0	0	0	4	19	16.8	9	1	0	0	0	0	4	14	10.8		
H/TOT	40	18	2	0	0	3	8	71	63.8	29	6	1	0	0	1	9	46	38.7		
11:00	9	6	0	0	0	1	0	16	15.4	9	0	1	0	0	1	0	11	10.9		
11:15	23	2	2	0	0	1	3	31	29	11	1	0	0	1	0	2	15	14.4		
11:30	22	2	0	0	0	2	5	31	25.8	8	0	0	0	0	0	1	9	8.2		
11:45	11	4	1	0	0	0	2	18	16.9	9	2	0	0	0	0	0	11	11		
H/TOT	65	14	3	0	0	4	10	96	87.1	37	3	1	0	1	1	3	46	44.5		
12:00	18	4	1	0	0	0	1	24	23.7	10	1	0	0	0	0	2	13	11.4		
12:15	14	3	0	0	0	4	0	21	18.6	6	3	0	0	0	1	1	11	9.6		
12:30	8	2	1	0	0	1	3	15	12.5	5	2	1	0	0	1	1	10	9.1		
12:45	10	3	3	0	0	1	3	20	18.5	8	1	1	0	0	0	0	10	10.5		
H/TOT	50	12	5	0	0	6	7	80	73.3	29	7	2	0	0	2	4	44	40.6		
13:00	9	2	0	0	0	0	8	19	12.6	7	3	0	0	0	1	1	12	10.6		
13:15	4	5	1	0	0	0	0	10	10.5	5	1	0	0	0	1	5	12	7.4		
13:30	18	3	1	0	0	1	3	26	23.5	13	2	0	0	0	0	2	17	15.4		
13:45	18	2	0	0	0	0	3	23	20.6	3	1	0	0	0	1	4	9	5.2		
H/TOT	49	12	2	0	0	1	14	78	67.2	28	7	0	0	0	3	12	50	38.6		
14:00	8	0	0	0	0	1	1	10	8.6	10	0	2	0	0	0	2	14	13.4		
14:15	6	2	1	0	1	1	0	11	11.9	6	4	0	0	0	0	2	12	10.4		
14:30	10	2	0	0	0	0	3	15	12.6	7	1	0	0	1	0	4	13	10.8		
14:45	10	0	0	0	0	1	1	12	10.6	6	5	1	0	0	0	4	16	13.3		
H/TOT	34	4	1	0	1	3	5	48	43.7	29	10	3	0	1	0	12	55	47.9		
15:00	12	1	0	0	0	2	2	17	14.2	4	3	0	0	0	0	5	12	8		
15:15	17	4	1	0	1	0	2	25	24.9	8	3	0	0	0	0	5	16	12		
15:30	13	3	0	0	0	0	4	20	16.8	4	2	0	0	0	0	6	6	6		
15:45	20	2	1	0	0	0	0	23	23.5	13	0	0	0	0	0	5	18	14		
H/TOT	62	10	2	0	1	2	8	85	79.4	29	8	0	0	0	0	15	52	40		
16:00	37	0	0	0	0	0	3	40	37.6	13	1	0	0	0	2	8	24	16.4		
16:15	16	2	0	0	1	2	4	25	21.6	14	1	0	0	0	0	2	17	15.4		
16:30	18	0	0	0	0	1	3	22	19	17	2	0	0	0	1	3	23	20		
16:45	20	0	0	1	0	0	4	25	23.1	17	2	0	0	0	0	4	23	19.8		
H/TOT	91	2	0	1	1	3	14	112	101.3	61	6	0	0	0	3	17	87	71.6		
17:00	22	1	1	0	0	0	2	26	24.9	14	0	0	0	0	0	4	18	14.8		
17:15	15	0	0	0	0	0	3	18	15.6	13	1	1	0	1	0	3	19	18.1		
17:30	18	1	1	0	0	2	3	25	21.9	9	1	1	0	0	1	4	16	12.7		
17:45	14	1	0	0	0	0	4	19	15.8	9	1	0	0	0	0	7	17	11.4		
H/TOT	69	3	2	0	0	2	12	88	78.2	45	3	2	0	1	1	18	70	57		
18:00	21	1	0	0	0	1	7	30	23.8	14	0	0	0	0	1	4	19	15.2		
18:15	23	1	0	0	0	0	5	29	25	22	1	0	0	0	0	5	28	24		
18:30	14	0	0	0	0	0	6	20	15.2	13	0	1	0	0	0	6	20	15.7		
18:45	14	0	0	0	0	3	3	20	15.8	13	0	0	0	0	0	4	17	13.8		
P/TOT	72	2	0	0	0	4	21	99	79.8	62	1	1	0	0	1	19	84	68.7		
P/TOT	798	108	24	1	4	32	159	1126	996.9	477	68	13	1	5	16	158	738	614.8		



SITE: C

DATE: 05/10/2016

LOCATION: Eton Avenue/Crossfield Road

DAY: Wednesday

TIME	TO ARM C								TOT	PCU's	FROM ARM C								TOT	PCU's
	CAR	LGV	OGV1	OGV2	PSV	MCL	PCL	CAR			LGV	OGV1	OGV2	PSV	MCL	PCL				
07:00	3	1	0	0	0	0	2	6	4.4	12	3	0	0	0	0	1	16	15.2		
07:15	8	3	0	0	0	0	6	17	12.2	10	0	2	0	0	0	3	15	13.6		
07:30	9	1	0	0	0	0	3	13	10.6	18	2	0	0	1	0	5	26	23		
07:45	27	0	0	0	0	0	2	29	27.4	28	3	0	0	0	0	6	37	32.2		
H/TOT	47	5	0	0	0	0	13	65	54.6	68	8	2	0	1	0	15	94	84		
08:00	47	2	0	0	0	1	5	55	50.4	27	2	1	0	0	0	5	35	31.5		
08:15	25	1	0	0	0	0	8	34	27.6	29	3	1	0	0	0	3	36	34.1		
08:30	18	1	0	0	1	2	7	29	23.2	22	4	1	0	0	1	7	35	29.3		
08:45	12	0	0	0	1	1	5	19	15.4	18	3	1	0	0	1	6	29	24.1		
H/TOT	102	4	0	0	2	4	25	137	116.6	96	12	4	0	0	2	21	135	119		
09:00	6	4	2	0	0	0	4	16	13.8	8	2	0	0	0	2	7	19	12.2		
09:15	11	1	0	1	0	0	3	16	14.9	22	2	1	0	0	0	5	30	26.5		
09:30	6	2	0	0	0	1	3	12	9	11	3	0	0	0	0	4	18	14.8		
09:45	15	2	1	0	0	0	2	20	18.9	13	3	1	0	0	0	5	22	18.5		
H/TOT	38	9	3	1	0	1	12	64	56.6	54	10	2	0	0	2	21	89	72		
10:00	8	3	3	0	0	0	2	16	15.9	16	3	0	0	0	0	3	22	19.6		
10:15	3	2	0	0	0	0	3	8	5.6	8	6	0	0	0	1	1	16	14.6		
10:30	12	2	0	0	0	1	1	16	14.6	8	3	0	0	0	2	0	13	11.8		
10:45	8	2	0	0	0	0	4	14	10.8	9	3	3	0	0	1	4	20	17.7		
H/TOT	31	9	3	0	0	1	10	54	46.9	41	15	3	0	0	4	8	71	63.7		
11:00	10	0	1	0	0	2	0	13	12.3	8	5	1	0	0	1	0	15	14.9		
11:15	8	2	0	0	1	0	2	13	12.4	22	3	1	0	0	1	2	29	27.3		
11:30	7	0	0	0	0	0	1	8	7.2	23	3	0	0	0	2	5	33	27.8		
11:45	11	2	1	0	0	0	0	14	14.5	9	3	2	0	0	0	2	16	15.4		
H/TOT	36	4	2	0	1	2	3	48	46.4	62	14	4	0	0	4	9	93	85.4		
12:00	10	0	0	0	0	0	2	12	10.4	14	5	1	0	0	0	1	21	20.7		
12:15	7	2	0	0	0	1	1	11	9.6	12	3	0	0	0	3	0	18	16.2		
12:30	5	1	1	0	0	1	1	9	8.1	7	0	1	0	0	2	3	13	9.9		
12:45	12	1	1	0	0	0	0	14	14.5	7	2	3	0	0	0	4	16	14.3		
H/TOT	34	4	2	0	0	2	4	46	42.6	40	10	5	0	0	5	8	68	61.1		
13:00	10	3	0	0	0	1	1	15	13.6	10	3	1	0	0	0	8	22	16.1		
13:15	8	1	0	0	0	1	5	15	10.4	6	5	1	0	0	0	0	12	12.5		
13:30	14	4	0	0	0	0	2	20	18.4	16	3	1	0	0	1	4	25	21.7		
13:45	6	2	0	0	0	1	4	13	9.2	18	3	0	0	0	0	3	24	21.6		
H/TOT	38	10	0	0	0	3	12	63	51.6	50	14	3	0	0	1	15	83	71.9		
14:00	9	0	2	0	0	0	2	13	12.4	7	3	0	0	0	1	1	12	10.6		
14:15	6	3	0	0	0	0	2	11	9.4	6	0	1	0	1	1	0	9	9.9		
14:30	9	2	0	0	1	0	4	16	13.8	10	4	0	0	0	0	3	17	14.6		
14:45	6	4	1	0	0	0	4	15	12.3	17	1	0	0	0	1	1	20	18.6		
H/TOT	30	9	3	0	1	0	12	55	47.9	40	8	1	0	1	3	5	58	53.7		
15:00	10	4	0	0	0	0	5	19	15	10	1	1	0	0	2	2	16	13.7		
15:15	10	3	0	0	0	0	5	18	14	16	5	0	0	1	0	2	24	23.4		
15:30	9	2	0	0	0	0	0	11	11	15	4	0	0	0	0	3	22	19.6		
15:45	27	0	0	0	0	0	5	32	28	16	2	1	0	0	0	1	20	19.7		
H/TOT	56	9	0	0	0	0	15	80	68	57	12	2	0	1	2	8	82	76.4		
16:00	29	2	0	0	0	2	8	41	33.4	29	0	0	0	0	0	3	32	29.6		
16:15	23	1	1	0	0	0	2	27	25.9	11	2	1	0	1	3	3	21	18.3		
16:30	21	2	0	0	0	1	3	27	24	12	0	0	0	0	1	3	16	13		
16:45	19	1	1	0	0	0	4	25	22.3	20	0	0	1	0	0	4	25	23.1		
H/TOT	92	6	2	0	0	3	17	120	105.6	72	2	1	1	1	4	13	94	84		
17:00	20	0	0	0	0	0	5	25	21	17	0	1	0	0	0	2	20	18.9		
17:15	23	1	1	0	1	0	3	29	28.1	13	0	0	0	0	0	3	16	13.6		
17:30	16	1	1	0	0	1	4	23	19.7	17	1	1	0	0	2	3	24	20.9		
17:45	11	2	0	0	0	0	7	20	14.4	10	2	0	0	0	0	4	16	12.8		
H/TOT	70	4	2	0	1	1	19	97	83.2	57	3	2	0	0	2	12	76	66.2		
18:00	15	0	0	0	0	1	5	21	16.4	18	1	0	0	0	2	7	28	21.2		
18:15	26	1	0	0	0	0	6	33	28.2	20	1	0	0	0	0	4	25	21.8		
18:30	14	0	1	0	0	0	7	22	16.9	10	0	0	0	0	0	6	16	11.2		
18:45	19	0	0	0	0	1	4	24	20.2	11	0	0	0	0	4	3	18	13.2		
P/TOT	74	1	1	0	0	2	22	100	81.7	59	2	0	0	0	6	20	87	67.4		
P/TOT	648	74	18	1	5	19	164	929	801.7	696	110	29	1	4	35	155	1030	904.8		



SITE: C

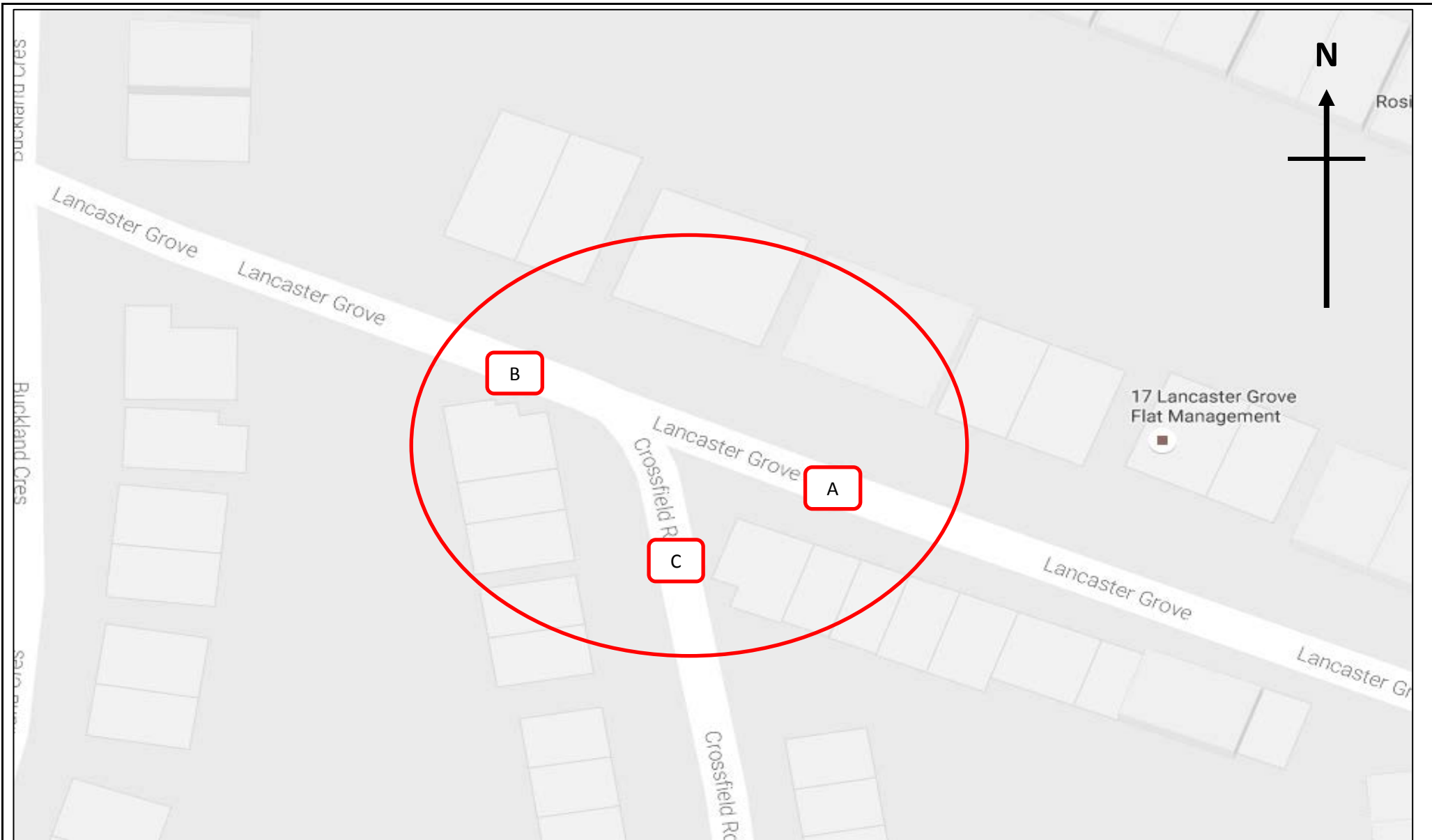
DATE: 05/10/2016


LOCATION: Eton Avenue/Crossfield Road

DAY: Wednesday

TIME	JUNCTION TOTAL							TOT	PCU's
	CAR	LGV	OGV1	OGV2	PSV	MCL	PCL		
07:00	15	6	0	0	0	0	3	24	21.6
07:15	20	5	4	0	0	0	9	38	32.8
07:30	31	3	1	0	1	0	8	44	39.1
07:45	69	3	0	0	0	0	8	80	73.6
H/TOT	135	17	5	0	1	0	28	186	167.1
08:00	93	4	1	0	0	1	13	112	101.5
08:15	71	4	1	0	0	0	11	87	78.7
08:30	44	6	1	0	1	3	16	71	57.9
08:45	36	3	1	0	1	3	11	55	45.9
H/TOT	244	17	4	0	2	7	51	325	284
09:00	15	7	2	0	0	2	12	38	28.2
09:15	36	4	1	1	0	0	9	51	45.6
09:30	18	6	0	0	0	1	7	32	25.8
09:45	32	6	2	0	0	0	7	47	42.4
H/TOT	101	23	5	1	0	3	35	168	142
10:00	27	9	3	0	0	0	5	44	41.5
10:15	13	11	0	0	0	1	4	29	25.2
10:30	20	5	0	0	0	3	1	29	26.4
10:45	21	6	3	0	0	1	8	39	33.5
H/TOT	81	31	6	0	0	5	18	141	126.6
11:00	21	7	2	0	0	3	0	33	32.2
11:15	39	5	2	0	1	1	5	53	50.4
11:30	34	3	0	0	0	2	6	45	39
11:45	26	7	3	0	0	0	2	38	37.9
H/TOT	120	22	7	0	1	6	13	169	159.5
12:00	30	6	1	0	0	0	3	40	38.1
12:15	23	7	0	0	0	5	1	36	32.2
12:30	15	4	2	0	0	3	4	28	24
12:45	22	4	4	0	0	1	4	35	33.2
H/TOT	90	21	7	0	0	9	12	139	127.5
13:00	20	7	1	0	0	1	9	38	30.7
13:15	15	6	1	0	0	1	5	28	23.9
13:30	32	8	1	0	0	1	6	48	43.1
13:45	26	5	0	0	0	1	7	39	32.8
H/TOT	93	26	3	0	0	4	27	153	130.5
14:00	19	3	2	0	0	1	3	28	26
14:15	13	6	1	0	1	1	2	24	23.3
14:30	21	6	0	0	1	0	8	36	30.6
14:45	25	6	1	0	0	1	5	38	33.9
H/TOT	78	21	4	0	2	3	18	126	113.8
15:00	23	5	1	0	0	2	7	38	31.7
15:15	29	9	1	0	1	0	7	47	42.9
15:30	25	7	0	0	0	0	4	36	32.8
15:45	49	2	1	0	0	0	6	58	53.7
H/TOT	126	23	3	0	1	2	24	179	161.1
16:00	70	2	0	0	0	2	11	85	75
16:15	43	3	2	0	1	3	6	58	53.4
16:30	41	2	0	0	0	2	6	51	45
16:45	44	2	1	1	0	0	8	56	51.4
H/TOT	198	9	3	1	1	7	31	250	224.8
17:00	52	1	1	0	0	0	7	61	55.9
17:15	39	1	1	0	1	0	6	48	44.7
17:30	36	2	2	0	0	3	7	50	43.6
17:45	28	4	0	0	0	0	11	43	34.2
H/TOT	155	8	4	0	1	3	31	202	178.4
18:00	40	1	0	0	0	3	12	56	44.6
18:15	56	2	0	0	0	0	11	69	60.2
18:30	31	0	1	0	0	0	13	45	35.1
18:45	36	0	0	0	0	5	7	48	39.4
P/TOT	163	3	1	0	0	8	43	218	179.3
P/TOT	1584	221	52	2	9	57	331	2256	1994.6

PEAK HOUR CALCULATION	TOT	PCU's
07:00 to 08:00	186	167.1
07:15 to 08:15	274	247
07:30 to 08:30	323	292.9
07:45 to 08:45	350	311.7
08:00 to 09:00	325	284
08:15 to 09:15	251	210.7
08:30 to 09:30	215	177.6
08:45 to 09:45	176	145.5
09:00 to 10:00	168	142
09:15 to 10:15	174	155.3
09:30 to 10:30	152	134.9
09:45 to 10:45	149	135.5
10:00 to 11:00	141	126.6
10:15 to 11:15	130	117.3
10:30 to 11:30	154	142.5
10:45 to 11:45	170	155.1
A.M. Peak	350	311.7
11:00 to 12:00	169	159.5
11:15 to 12:15	176	165.4
11:30 to 12:30	159	147.2
11:45 to 12:45	142	132.2
12:00 to 13:00	139	127.5
12:15 to 13:15	137	120.1
12:30 to 13:30	129	111.8
12:45 to 13:45	149	130.9
13:00 to 14:00	153	130.5
13:15 to 14:15	143	125.8
13:30 to 14:30	139	125.2
13:45 to 14:45	127	112.7
14:00 to 15:00	126	113.8
14:15 to 15:15	136	119.5
14:30 to 15:30	159	139.1
14:45 to 15:45	159	141.3
Inter Peak	176	165.4
15:00 to 16:00	179	161.1
15:15 to 16:15	226	204.4
15:30 to 16:30	237	214.9
15:45 to 16:45	252	227.1
16:00 to 17:00	250	224.8
16:15 to 17:15	226	205.7
16:30 to 17:30	216	197
16:45 to 17:45	215	195.6
17:00 to 18:00	202	178.4
17:15 to 18:15	197	167.1
17:30 to 18:30	218	182.6
17:45 to 18:45	213	174.1
18:00 to 19:00	218	179.3
P.M. Peak	252	227.1



	Site / Location: Site A, Crossfield Road / Lancaster Grove	Project No: 6755	Drawing No: 6755-01	Drawn By: SR
	Survey Date: Thursday 6th October 2016	Project Name: Crossfield Road, Belsize		
	Survey Times: 07:00 to 19:00	Drawing Title: Site Layout and Observed Movements		



SITE: A

DATE: 06/10/2016

LOCATION: Crossfield Road / Lancaster Grove

DAY: Thursday

TIME	A to C								TOT	PCU's	A to B								TOT	PCU's		
	CAR	LGV	OGV1	OGV2	PSV	MCL	PCL				CAR	LGV	OGV1	OGV2	PSV	MCL	PCL					
07:00	1	0	0	0	0	0	0	1	1	0	0	0	0	0	0	0	0	0	0	0	0	0
07:15	0	0	0	0	0	0	0	0	0	2	0	0	0	0	0	0	3	5	2.6			
07:30	0	0	0	0	0	0	0	0	0	3	1	1	0	0	1	1	7	6.1				
07:45	6	0	0	0	0	0	1	7	6.2	8	1	1	0	0	0	0	10	10.5				
H/TOT	7	0	0	0	0	0	1	8	7.2	13	2	2	0	0	1	4	22	19.2				
08:00	11	0	0	0	0	0	1	12	11.2	19	0	0	0	0	0	1	20	19.2				
08:15	4	0	0	0	0	0	0	4	4	19	3	0	0	0	0	1	23	22.2				
08:30	2	0	0	0	0	0	0	2	2	11	2	0	0	0	0	1	14	13.2				
08:45	4	0	0	0	0	0	0	4	4	8	0	0	0	0	0	0	8	8				
H/TOT	21	0	0	0	0	0	1	22	21.2	57	5	0	0	0	0	3	65	62.6				
09:00	1	0	0	0	0	0	0	1	1	7	4	0	0	0	1	0	12	11.4				
09:15	1	0	0	0	0	0	0	1	1	5	0	0	0	0	0	0	5	5				
09:30	0	0	0	0	0	0	0	0	0	3	1	0	0	0	1	0	5	4.4				
09:45	0	0	0	0	0	0	0	0	0	4	1	0	0	0	0	1	6	5.2				
H/TOT	2	0	0	0	0	0	0	2	2	19	6	0	0	0	2	1	28	26				
10:00	1	0	1	0	0	0	0	2	2.5	5	3	0	0	0	0	1	9	8.2				
10:15	1	1	1	0	0	0	0	3	3.5	2	0	1	0	0	0	0	3	3.5				
10:30	0	0	0	0	0	0	0	0	0	5	0	2	0	0	0	0	7	8				
10:45	3	1	0	0	0	0	0	4	4	5	1	0	0	0	0	0	6	6				
H/TOT	5	2	2	0	0	0	0	9	10	17	4	3	0	0	0	1	25	25.7				
11:00	5	0	0	0	0	0	0	5	5	2	0	0	1	0	0	0	3	4.3				
11:15	0	0	0	0	0	0	0	0	0	4	1	0	0	0	0	0	5	5				
11:30	8	0	0	0	0	0	0	8	8	3	1	0	0	0	1	0	5	4.4				
11:45	1	2	1	0	0	0	1	5	4.7	8	3	0	0	0	0	0	11	11				
H/TOT	14	2	1	0	0	0	1	18	17.7	17	5	0	1	0	1	0	24	24.7				
12:00	0	2	0	0	0	0	0	2	2	6	2	2	0	0	0	0	10	11				
12:15	2	0	1	0	0	0	0	3	3.5	6	4	0	0	0	0	0	10	10				
12:30	0	1	0	0	0	0	0	1	1	5	2	0	0	0	1	0	8	7.4				
12:45	0	0	0	0	0	0	0	0	0	4	1	0	0	0	0	1	6	5.2				
H/TOT	2	3	1	0	0	0	0	6	6.5	21	9	2	0	0	1	1	34	33.6				
13:00	0	0	0	0	0	0	0	0	0	5	3	0	0	0	0	2	10	8.4				
13:15	1	0	0	0	0	0	0	1	1	4	0	0	0	0	0	1	5	4.2				
13:30	1	0	0	0	0	0	0	1	1	3	3	0	0	0	0	0	6	6				
13:45	1	0	0	0	0	0	0	1	1	5	3	0	0	0	2	2	12	9.2				
H/TOT	3	0	0	0	0	0	0	3	3	17	9	0	0	0	2	5	33	27.8				
14:00	2	0	0	0	0	0	0	2	2	21	2	0	0	0	0	0	23	23				
14:15	1	0	0	0	0	0	0	1	1	5	3	0	0	0	0	0	8	8				
14:30	1	0	0	0	0	0	0	1	1	7	1	0	0	0	0	0	8	8				
14:45	0	0	0	0	0	0	0	0	0	5	1	0	0	0	0	1	7	6.2				
H/TOT	4	0	0	0	0	0	0	4	4	38	7	0	0	0	0	1	46	45.2				
15:00	1	0	0	0	0	0	0	1	1	14	0	0	0	0	0	0	14	14				
15:15	2	0	0	0	0	0	0	2	2	7	0	0	0	0	0	0	7	7				
15:30	5	0	0	0	0	0	0	5	5	9	2	0	0	0	1	0	12	11.4				
15:45	3	0	0	0	0	0	0	3	3	4	0	1	0	0	1	2	8	6.3				
H/TOT	11	0	0	0	0	0	0	11	11	34	2	1	0	0	2	2	41	38.7				
16:00	5	0	0	0	0	0	0	5	5	14	1	0	0	0	1	0	16	15.4				
16:15	2	0	0	0	0	0	0	2	2	11	3	0	0	0	1	1	16	14.6				
16:30	2	0	0	0	0	0	0	2	2	10	0	0	0	0	0	1	11	10.2				
16:45	0	0	0	0	0	0	0	0	0	14	4	0	0	0	0	1	19	18.2				
H/TOT	9	0	0	0	0	0	0	9	9	49	8	0	0	0	2	3	62	58.4				
17:00	2	0	0	0	0	0	1	3	2.2	13	0	0	0	0	0	0	13	13				
17:15	0	0	1	0	0	0	0	1	1.5	8	0	0	0	0	0	0	8	8				
17:30	0	0	0	0	0	0	0	0	0	6	1	0	0	0	0	0	7	7				
17:45	0	0	0	0	0	0	0	0	0	5	2	0	0	0	1	1	9	7.6				
H/TOT	2	0	1	0	0	0	1	4	3.7	32	3	0	0	0	1	1	37	35.6				
18:00	1	0	0	0	0	0	0	1	1	9	2	0	0	0	1	1	13	11.6				
18:15	1	0	1	0	0	0	0	2	2.5	6	0	0	0	0	0	1	7	6.2				
18:30	3	0	0	0	0	0	0	3	3	11	0	0	0	0	0	2	13	11.4				
18:45	2	0	0	0	0	0	0	2	2	3	0	1	0	0	0	0	4	4.5				
H/TOT	7	0	1	0	0	0	0	8	8.5	29	2	1	0	0	1	4	37	33.7				
P/TOT	87	7	6	0	0	0	4	104	103.8	343	62	9	1	0	13	26	454	431.2				



SITE: A

DATE: 06/10/2016

LOCATION: Crossfield Road / Lancaster Grove

DAY: Thursday

TIME	A to A							TOT	PCU's
	CAR	LGV	OGV1	OGV2	PSV	MCL	PCL		
07:00	0	0	0	0	0	0	0	0	0
07:15	0	0	0	0	0	0	0	0	0
07:30	0	0	0	0	0	0	0	0	0
07:45	0	0	0	0	0	0	0	0	0
H/TOT	0	0	0	0	0	0	0	0	0
08:00	0	0	0	0	0	0	0	0	0
08:15	0	0	0	0	0	0	0	0	0
08:30	0	0	0	0	0	0	0	0	0
08:45	0	0	0	0	0	0	0	0	0
H/TOT	0	0	0	0	0	0	0	0	0
09:00	0	0	0	0	0	0	0	0	0
09:15	0	0	0	0	0	0	0	0	0
09:30	0	0	0	0	0	0	0	0	0
09:45	0	0	0	0	0	0	0	0	0
H/TOT	0	0	0	0	0	0	0	0	0
10:00	0	0	0	0	0	0	0	0	0
10:15	0	0	0	0	0	0	0	0	0
10:30	0	0	0	0	0	0	0	0	0
10:45	0	0	0	0	0	0	0	0	0
H/TOT	0	0	0	0	0	0	0	0	0
11:00	0	0	0	0	0	0	0	0	0
11:15	0	0	0	0	0	0	0	0	0
11:30	0	0	0	0	0	0	0	0	0
11:45	0	0	0	0	0	0	0	0	0
H/TOT	0	0	0	0	0	0	0	0	0
12:00	0	0	0	0	0	0	0	0	0
12:15	0	0	0	0	0	0	0	0	0
12:30	0	0	0	0	0	0	0	0	0
12:45	0	0	0	0	0	0	0	0	0
H/TOT	0	0	0	0	0	0	0	0	0
13:00	0	0	0	0	0	0	0	0	0
13:15	0	0	0	0	0	0	0	0	0
13:30	0	0	0	0	0	0	0	0	0
13:45	0	0	0	0	0	0	0	0	0
H/TOT	0	0	0	0	0	0	0	0	0
14:00	0	0	0	0	0	0	0	0	0
14:15	0	0	0	0	0	0	0	0	0
14:30	0	0	0	0	0	0	0	0	0
14:45	0	0	0	0	0	0	0	0	0
H/TOT	0	0	0	0	0	0	0	0	0
15:00	0	0	0	0	0	0	0	0	0
15:15	0	0	0	0	0	0	0	0	0
15:30	0	0	0	0	0	0	0	0	0
15:45	0	0	0	0	0	0	0	0	0
H/TOT	0	0	0	0	0	0	0	0	0
16:00	0	0	0	0	0	0	0	0	0
16:15	0	0	0	0	0	0	0	0	0
16:30	0	0	0	0	0	0	0	0	0
16:45	0	0	0	0	0	0	0	0	0
H/TOT	0	0	0	0	0	0	0	0	0
17:00	0	0	0	0	0	0	0	0	0
17:15	0	0	0	0	0	0	0	0	0
17:30	0	0	0	0	0	0	0	0	0
17:45	0	0	0	0	0	0	0	0	0
H/TOT	0	0	0	0	0	0	0	0	0
18:00	0	0	0	0	0	0	0	0	0
18:15	0	0	0	0	0	0	0	0	0
18:30	0	0	0	0	0	0	0	0	0
18:45	0	0	0	0	0	0	0	0	0
P/TOT	0	0	0	0	0	0	0	0	0
P/TOT	0	0	0	0	0	0	0	0	0



SITE: A

DATE: 06/10/2016

LOCATION: Crossfield Road / Lancaster Grove

DAY: Thursday

TIME	B to A								TOT	PCU's	B to C								TOT	PCU's
	CAR	LGV	OGV1	OGV2	PSV	MCL	PCL	CAR			LGV	OGV1	OGV2	PSV	MCL	PCL				
07:00	2	1	1	0	0	0	0	4	4.5	3	0	0	0	0	0	0	3	3		
07:15	6	0	1	0	0	0	1	8	7.7	4	0	0	0	0	2	1	7	5		
07:30	7	3	1	0	1	0	0	12	13.5	14	1	0	0	0	0	1	16	15.2		
07:45	7	0	0	0	0	1	1	9	7.6	24	0	3	0	0	0	6	33	29.7		
H/TOT	22	4	3	0	1	1	2	33	33.3	45	1	3	0	0	2	8	59	52.9		
08:00	13	0	1	0	0	0	4	18	15.3	36	1	0	0	0	0	4	41	37.8		
08:15	15	4	0	0	0	0	5	24	20	13	1	0	0	0	0	0	14	14		
08:30	13	6	0	1	0	0	1	21	21.5	10	2	0	0	0	0	3	15	12.6		
08:45	20	1	1	0	1	2	0	25	25.3	4	2	0	0	0	1	1	8	6.6		
H/TOT	61	11	2	1	1	2	10	88	82.1	63	6	0	0	0	1	8	78	71		
09:00	14	1	0	0	0	0	0	15	15	8	2	1	0	0	0	2	13	11.9		
09:15	8	3	0	0	0	0	1	12	11.2	5	1	0	0	0	0	2	8	6.4		
09:30	11	2	1	0	0	0	2	16	14.9	8	0	1	0	0	0	1	10	9.7		
09:45	6	2	0	0	0	1	0	9	8.4	8	0	0	0	0	1	1	10	8.6		
H/TOT	39	8	1	0	0	1	3	52	49.5	29	3	2	0	0	1	6	41	36.6		
10:00	8	3	0	0	0	1	0	12	11.4	5	4	1	0	0	1	0	11	10.9		
10:15	12	2	1	0	0	0	1	16	15.7	4	1	1	0	0	2	1	9	7.5		
10:30	3	2	1	0	0	0	0	6	6.5	3	2	0	0	0	0	0	5	5		
10:45	4	2	2	0	0	0	0	8	9	9	1	1	0	0	1	0	12	11.9		
H/TOT	27	9	4	0	0	1	1	42	42.6	21	8	3	0	0	4	1	37	35.3		
11:00	4	2	0	0	0	0	0	6	6	9	2	1	0	0	0	0	12	12.5		
11:15	8	1	0	0	0	0	0	9	9	3	2	0	0	0	0	1	6	5.2		
11:30	2	3	3	0	0	1	0	9	9.9	6	0	0	0	1	0	0	7	8		
11:45	11	5	0	0	0	1	0	17	16.4	10	1	0	0	0	0	0	11	11		
H/TOT	25	11	3	0	0	2	0	41	41.3	28	5	1	0	1	0	1	36	36.7		
12:00	8	1	0	0	0	1	0	10	9.4	4	2	0	0	0	0	0	6	6		
12:15	7	0	0	1	0	0	0	8	9.3	8	3	1	0	0	0	1	13	12.7		
12:30	5	3	0	0	0	1	1	10	8.6	4	1	0	0	0	0	0	5	5		
12:45	4	2	1	0	0	0	0	7	7.5	4	3	0	0	0	1	1	9	7.6		
H/TOT	24	6	1	1	0	2	1	35	34.8	20	9	1	0	0	1	2	33	31.3		
13:00	5	1	2	1	0	0	2	11	11.7	5	1	1	0	0	0	0	7	7.5		
13:15	7	1	0	0	0	0	3	11	8.6	4	1	0	0	0	0	2	7	5.4		
13:30	4	3	0	0	0	0	0	7	7	8	1	0	0	0	1	0	10	9.4		
13:45	11	7	0	0	0	1	0	19	18.4	1	3	0	0	0	0	0	4	4		
H/TOT	27	12	2	1	0	1	5	48	45.7	18	6	1	0	0	1	2	28	26.3		
14:00	3	0	1	0	0	1	0	5	4.9	4	1	0	0	0	1	1	7	5.6		
14:15	6	2	0	0	0	0	0	8	8	5	0	0	0	0	0	0	5	5		
14:30	6	0	0	0	0	0	0	6	6	7	1	0	0	0	0	0	8	8		
14:45	8	1	1	0	0	1	0	11	10.9	2	1	0	0	0	0	0	3	3		
H/TOT	23	3	2	0	0	2	0	30	29.8	18	3	0	0	0	1	1	23	21.6		
15:00	15	0	0	0	0	0	1	16	15.2	6	0	0	0	0	0	1	7	6.2		
15:15	7	1	0	0	0	0	4	12	8.8	11	0	0	0	0	0	0	11	11		
15:30	12	0	0	0	0	2	0	14	12.8	18	1	0	0	0	1	0	20	19.4		
15:45	13	0	0	1	0	0	1	15	15.5	16	2	0	0	0	0	1	19	18.2		
H/TOT	47	1	0	1	0	2	6	57	52.3	51	3	0	0	0	1	2	57	54.8		
16:00	14	5	0	0	0	0	0	19	19	20	0	0	0	0	0	0	20	20		
16:15	11	1	0	0	0	0	0	12	12	8	1	0	0	0	0	0	9	9		
16:30	13	0	0	0	0	0	1	14	13.2	10	2	0	0	0	0	0	12	12		
16:45	7	1	0	0	0	2	3	13	9.4	13	1	0	0	0	0	2	16	14.4		
H/TOT	45	7	0	0	0	2	4	58	53.6	51	4	0	0	0	0	2	57	55.4		
17:00	14	1	0	0	0	1	0	16	15.4	5	1	0	0	1	0	1	8	8.2		
17:15	12	0	0	0	0	2	3	17	13.4	6	0	0	0	0	2	1	9	7		
17:30	6	1	1	0	0	1	0	9	8.9	4	2	0	0	0	0	0	6	6		
17:45	11	1	0	0	0	2	0	14	12.8	7	0	0	0	0	1	1	9	7.6		
H/TOT	43	3	1	0	0	6	3	56	50.5	22	3	0	0	1	3	3	32	28.8		
18:00	8	0	0	0	0	1	1	10	8.6	5	0	0	0	0	0	0	5	5		
18:15	8	0	0	0	0	0	0	8	8	6	1	0	0	0	0	0	7	7		
18:30	5	1	0	0	0	0	0	6	6	21	0	0	0	0	0	0	21	21		
18:45	7	0	1	0	0	0	0	8	8.5	13	0	0	0	0	0	1	14	13.2		
P/TOT	28	1	1	0	0	1	1	32	31.1	45	1	0	0	0	0	1	47	46.2		
P/TOT	411	76	20	4	2	23	36	572	546.6	411	52	11	0	2	15	37	528	496.9		



SITE: A

DATE: 06/10/2016

LOCATION: Crossfield Road / Lancaster Grove

DAY: Thursday

TIME	B to B							TOT	PCU's
	CAR	LGV	OGV1	OGV2	PSV	MCL	PCL		
07:00	0	0	0	0	0	0	0	0	0
07:15	0	0	0	0	0	0	0	0	0
07:30	1	1	0	0	0	0	0	2	2
07:45	0	0	0	0	0	0	0	0	0
H/TOT	1	1	0	0	0	0	0	2	2
08:00	0	0	0	0	0	0	0	0	0
08:15	0	0	0	0	0	0	0	0	0
08:30	0	0	0	0	0	0	0	0	0
08:45	0	0	0	0	0	0	0	0	0
H/TOT	0	0	0	0	0	0	0	0	0
09:00	0	0	0	0	0	0	0	0	0
09:15	0	0	0	0	0	0	0	0	0
09:30	0	0	0	0	0	0	0	0	0
09:45	0	0	0	0	0	0	0	0	0
H/TOT	0	0	0	0	0	0	0	0	0
10:00	0	1	0	0	0	0	0	1	1
10:15	0	0	0	0	0	0	0	0	0
10:30	0	0	0	0	0	0	0	0	0
10:45	0	1	0	0	0	0	0	1	1
H/TOT	0	2	0	0	0	0	0	2	2
11:00	1	0	0	0	0	0	0	1	1
11:15	0	0	0	0	0	0	0	0	0
11:30	0	0	0	0	0	0	0	0	0
11:45	1	0	0	0	0	0	0	1	1
H/TOT	2	0	0	0	0	0	0	2	2
12:00	0	0	0	0	0	0	0	0	0
12:15	0	0	0	0	0	0	0	0	0
12:30	0	0	0	0	0	0	0	0	0
12:45	1	0	0	0	0	0	0	1	1
H/TOT	1	0	0	0	0	0	0	1	1
13:00	0	0	0	0	0	0	0	0	0
13:15	0	0	0	0	0	0	0	0	0
13:30	0	0	0	0	0	0	0	0	0
13:45	0	0	0	0	0	0	0	0	0
H/TOT	0	0	0	0	0	0	0	0	0
14:00	0	0	0	0	0	0	0	0	0
14:15	0	1	0	0	0	0	0	1	1
14:30	0	0	0	0	0	0	0	0	0
14:45	0	0	0	0	0	0	0	0	0
H/TOT	0	1	0	0	0	0	0	1	1
15:00	0	0	0	0	0	0	0	0	0
15:15	0	0	0	0	0	0	0	0	0
15:30	0	0	0	0	0	0	0	0	0
15:45	0	0	0	0	0	0	0	0	0
H/TOT	0	0	0	0	0	0	0	0	0
16:00	1	0	0	0	0	0	0	1	1
16:15	0	0	0	0	0	0	0	0	0
16:30	0	0	0	0	0	0	0	0	0
16:45	1	0	0	0	0	0	0	1	1
H/TOT	2	0	0	0	0	0	0	2	2
17:00	0	0	0	0	0	0	0	0	0
17:15	0	0	0	0	0	0	0	0	0
17:30	0	0	0	0	0	0	0	0	0
17:45	0	0	0	0	0	0	0	0	0
H/TOT	0	0	0	0	0	0	0	0	0
18:00	0	1	0	0	0	0	0	1	1
18:15	0	0	0	0	0	0	0	0	0
18:30	0	0	0	0	0	0	0	0	0
18:45	0	0	0	0	0	0	0	0	0
P/TOT	0	1	0	0	0	0	0	1	1
P/TOT	6	5	0	0	0	0	0	11	11



SITE: A

DATE: 06/10/2016

LOCATION: Crossfield Road / Lancaster Grove

DAY: Thursday

TIME	C to B								TOT	PCU's	C to A								TOT	PCU's
	CAR	LGV	OGV1	OGV2	PSV	MCL	PCL	CAR			LGV	OGV1	OGV2	PSV	MCL	PCL				
07:00	2	0	1	0	0	0	2	5	3.9	1	0	0	0	0	0	0	1	1		
07:15	5	0	0	0	0	0	1	6	5.2	0	0	0	0	0	0	0	0	0		
07:30	3	0	0	0	0	0	1	4	3.2	0	1	0	0	0	0	0	1	1		
07:45	11	0	0	0	0	0	0	11	11	5	1	0	0	0	0	0	6	6		
H/TOT	21	0	1	0	0	0	4	26	23.3	6	2	0	0	0	0	0	8	8		
08:00	10	0	0	0	0	0	1	11	10.2	0	0	0	0	0	0	0	0	0		
08:15	13	0	0	0	0	0	0	13	13	3	1	0	0	0	0	0	4	4		
08:30	11	2	0	0	1	0	0	14	15	0	0	0	0	0	0	0	0	0		
08:45	4	0	0	0	0	0	4	8	4.8	3	0	0	0	0	0	0	3	3		
H/TOT	38	2	0	0	1	0	5	46	43	6	1	0	0	0	0	0	7	7		
09:00	5	2	1	0	0	0	1	9	8.7	0	0	0	0	0	0	0	0	0		
09:15	0	0	1	0	0	0	1	2	1.7	1	1	1	0	0	0	0	3	3.5		
09:30	4	1	0	0	0	0	1	6	5.2	0	0	0	0	0	0	0	0	0		
09:45	4	1	0	0	0	0	0	5	5	1	0	0	0	0	0	1	2	1.2		
H/TOT	13	4	2	0	0	0	3	22	20.6	2	1	1	0	0	0	1	5	4.7		
10:00	3	1	0	0	0	1	0	5	4.4	1	1	0	0	0	0	0	2	2		
10:15	0	1	0	0	0	0	0	1	1	1	0	0	0	0	0	0	1	1		
10:30	9	2	0	0	0	0	0	11	11	1	0	1	0	0	0	0	2	2.5		
10:45	3	0	0	0	0	0	2	5	3.4	1	0	0	0	0	0	0	1	1		
H/TOT	15	4	0	0	0	1	2	22	19.8	4	1	1	0	0	0	0	6	6.5		
11:00	6	2	2	0	0	0	0	10	11	1	0	0	0	0	0	0	1	1		
11:15	7	0	0	0	0	0	0	7	7	2	0	0	0	0	0	0	2	2		
11:30	8	4	0	0	0	0	0	12	12	1	0	1	0	0	0	0	2	2.5		
11:45	7	3	0	0	0	1	1	12	10.6	2	1	0	0	0	0	0	3	3		
H/TOT	28	9	2	0	0	1	1	41	40.6	6	1	1	0	0	0	0	8	8.5		
12:00	10	5	0	0	0	0	0	15	15	1	0	0	0	0	0	1	2	1.2		
12:15	4	1	0	0	0	0	0	5	5	2	0	0	0	0	0	0	2	2		
12:30	3	2	2	0	0	0	0	7	8	3	1	0	0	0	0	0	4	4		
12:45	3	2	1	0	0	0	0	6	6.5	0	0	0	0	0	0	0	0	0		
H/TOT	20	10	3	0	0	0	0	33	34.5	6	1	0	0	0	0	1	8	7.2		
13:00	2	3	0	0	0	0	2	7	5.4	1	0	0	0	0	0	0	1	1		
13:15	2	2	1	0	0	2	1	8	6.5	6	0	0	0	0	0	0	6	6		
13:30	5	0	0	0	0	0	2	7	5.4	0	0	0	0	0	0	0	0	0		
13:45	3	1	1	0	0	0	0	5	5.5	2	1	0	0	1	0	1	5	5.2		
H/TOT	12	6	2	0	0	2	5	27	22.8	9	1	0	0	1	0	1	12	12.2		
14:00	6	3	0	0	0	1	2	12	9.8	0	0	0	0	0	0	1	1	0.2		
14:15	4	2	0	0	0	0	1	7	6.2	1	0	0	0	0	0	2	3	1.4		
14:30	8	2	0	0	0	0	0	10	10	0	0	0	0	0	0	0	0	0		
14:45	7	2	0	0	0	0	1	10	9.2	1	0	1	0	0	1	0	3	2.9		
H/TOT	25	9	0	0	0	1	4	39	35.2	2	0	1	0	0	1	3	7	4.5		
15:00	6	3	0	0	0	1	1	11	9.6	2	0	0	0	0	0	0	2	2		
15:15	16	0	0	0	0	0	0	16	16	1	1	0	0	0	0	0	2	2		
15:30	8	4	0	0	2	0	1	15	16.2	3	0	0	0	0	0	0	3	3		
15:45	6	1	0	0	0	1	0	8	7.4	3	1	0	0	0	0	0	4	4		
H/TOT	36	8	0	0	2	2	2	50	49.2	9	2	0	0	0	0	0	11	11		
16:00	7	4	0	0	0	0	4	15	11.8	3	0	0	0	0	0	0	3	3		
16:15	13	1	0	0	0	1	1	16	14.6	1	0	0	0	0	0	0	1	1		
16:30	7	1	0	0	0	0	1	9	8.2	0	1	0	0	0	0	0	1	1		
16:45	10	5	0	0	0	1	1	17	15.6	1	0	0	0	0	0	0	1	1		
H/TOT	37	11	0	0	0	2	7	57	50.2	5	1	0	0	0	0	0	6	6		
17:00	12	0	0	0	0	0	1	13	12.2	3	2	0	0	0	0	0	5	5		
17:15	11	0	1	0	0	1	1	14	13.1	0	0	0	0	0	0	1	1	0.2		
17:30	9	0	0	0	0	1	2	12	9.8	0	0	0	0	0	0	0	0	0		
17:45	7	0	0	0	0	1	0	8	7.4	1	0	0	0	0	0	0	1	1		
H/TOT	39	0	1	0	0	3	4	47	42.5	4	2	0	0	0	0	1	7	6.2		
18:00	9	1	1	0	0	1	2	14	12.3	1	0	0	0	0	0	0	1	1		
18:15	11	2	0	0	1	0	2	16	15.4	3	0	1	0	0	0	0	4	4.5		
18:30	17	4	0	0	0	0	2	23	21.4	1	0	1	0	0	0	0	2	2.5		
18:45	14	0	0	0	0	0	1	15	14.2	1	0	0	0	0	0	1	2	1.2		
P/TOT	51	7	1	0	1	1	7	68	63.3	6	0	2	0	0	0	1	9	9.2		
P/TOT	335	70	12	0	4	13	44	478	445	65	13	6	0	1	1	8	94	91		



SITE: A

DATE: 06/10/2016

LOCATION: Crossfield Road / Lancaster Grove

DAY: Thursday

TIME	C to C							TOT	PCU's
	CAR	LGV	OGV1	OGV2	PSV	MCL	PCL		
07:00	0	0	0	0	0	0	0	0	0
07:15	0	0	0	0	0	0	0	0	0
07:30	0	0	0	0	0	0	0	0	0
07:45	0	0	0	0	0	0	0	0	0
H/TOT	0	0	0	0	0	0	0	0	0
08:00	0	0	0	0	0	0	0	0	0
08:15	0	0	0	0	0	0	0	0	0
08:30	0	0	0	0	0	0	0	0	0
08:45	0	0	0	0	0	0	0	0	0
H/TOT	0	0	0	0	0	0	0	0	0
09:00	0	0	0	0	0	0	0	0	0
09:15	0	0	0	0	0	0	0	0	0
09:30	0	0	0	0	0	0	0	0	0
09:45	0	0	0	0	0	0	0	0	0
H/TOT	0	0	0	0	0	0	0	0	0
10:00	0	0	0	0	0	0	0	0	0
10:15	0	0	0	0	0	0	0	0	0
10:30	0	0	0	0	0	0	0	0	0
10:45	0	0	0	0	0	0	0	0	0
H/TOT	0	0	0	0	0	0	0	0	0
11:00	0	0	0	0	0	0	0	0	0
11:15	0	0	0	0	0	0	0	0	0
11:30	0	0	0	0	0	0	0	0	0
11:45	0	0	0	0	0	0	0	0	0
H/TOT	0	0	0	0	0	0	0	0	0
12:00	0	0	0	0	0	0	0	0	0
12:15	0	0	0	0	0	0	0	0	0
12:30	0	0	0	0	0	0	0	0	0
12:45	0	0	0	0	0	0	0	0	0
H/TOT	0	0	0	0	0	0	0	0	0
13:00	0	0	0	0	0	0	0	0	0
13:15	0	0	0	0	0	0	0	0	0
13:30	0	0	0	0	0	0	0	0	0
13:45	0	0	0	0	0	0	0	0	0
H/TOT	0	0	0	0	0	0	0	0	0
14:00	0	0	0	0	0	0	0	0	0
14:15	0	0	0	0	0	0	0	0	0
14:30	0	0	0	0	0	0	0	0	0
14:45	0	0	0	0	0	0	0	0	0
H/TOT	0	0	0	0	0	0	0	0	0
15:00	0	0	0	0	0	0	0	0	0
15:15	0	0	0	0	0	0	0	0	0
15:30	0	0	0	0	0	0	0	0	0
15:45	0	0	0	0	0	0	0	0	0
H/TOT	0	0	0	0	0	0	0	0	0
16:00	0	0	0	0	0	0	0	0	0
16:15	0	0	0	0	0	0	0	0	0
16:30	0	0	0	0	0	0	0	0	0
16:45	0	0	0	0	0	0	0	0	0
H/TOT	0	0	0	0	0	0	0	0	0
17:00	0	0	0	0	0	0	0	0	0
17:15	0	0	0	0	0	0	0	0	0
17:30	0	0	0	0	0	0	0	0	0
17:45	0	0	0	0	0	0	0	0	0
H/TOT	0	0	0	0	0	0	0	0	0
18:00	0	0	0	0	0	0	0	0	0
18:15	0	0	0	0	0	0	0	0	0
18:30	0	0	0	0	0	0	0	0	0
18:45	0	0	0	0	0	0	0	0	0
P/TOT	0	0	0	0	0	0	0	0	0
P/TOT	0	0	0	0	0	0	0	0	0



SITE: A

DATE: 06/10/2016

LOCATION: Crossfield Road / Lancaster Grove

DAY: Thursday

TIME	TO ARM A								TOT	PCU's	FROM ARM A								TOT	PCU's
	CAR	LGV	OGV1	OGV2	PSV	MCL	PCL	CAR			LGV	OGV1	OGV2	PSV	MCL	PCL				
07:00	3	1	1	0	0	0	0	5	5.5	1	0	0	0	0	0	0	1	1		
07:15	6	0	1	0	0	0	1	8	7.7	2	0	0	0	0	0	3	5	2.6		
07:30	7	4	1	0	1	0	0	13	14.5	3	1	1	0	0	1	1	7	6.1		
07:45	12	1	0	0	0	1	1	15	13.6	14	1	1	0	0	0	1	17	16.7		
H/TOT	28	6	3	0	1	1	2	41	41.3	20	2	2	0	0	1	5	30	26.4		
08:00	13	0	1	0	0	0	4	18	15.3	30	0	0	0	0	0	2	32	30.4		
08:15	18	5	0	0	0	0	5	28	24	23	3	0	0	0	0	1	27	26.2		
08:30	13	6	0	1	0	0	1	21	21.5	13	2	0	0	0	0	1	16	15.2		
08:45	23	1	1	0	1	2	0	28	28.3	12	0	0	0	0	0	0	12	12		
H/TOT	67	12	2	1	1	2	10	95	89.1	78	5	0	0	0	0	4	87	83.8		
09:00	14	1	0	0	0	0	0	15	15	8	4	0	0	0	1	0	13	12.4		
09:15	9	4	1	0	0	0	1	15	14.7	6	0	0	0	0	0	0	6	6		
09:30	11	2	1	0	0	0	2	16	14.9	3	1	0	0	0	1	0	5	4.4		
09:45	7	2	0	0	0	1	1	11	9.6	4	1	0	0	0	0	1	6	5.2		
H/TOT	41	9	2	0	0	1	4	57	54.2	21	6	0	0	0	2	1	30	28		
10:00	9	4	0	0	0	1	0	14	13.4	6	3	1	0	0	0	1	11	10.7		
10:15	13	2	1	0	0	0	1	17	16.7	3	1	2	0	0	0	0	6	7		
10:30	4	2	2	0	0	0	0	8	9	5	0	2	0	0	0	0	7	8		
10:45	5	2	2	0	0	0	0	9	10	8	2	0	0	0	0	0	10	10		
H/TOT	31	10	5	0	0	1	1	48	49.1	22	6	5	0	0	0	1	34	35.7		
11:00	5	2	0	0	0	0	0	7	7	7	0	0	1	0	0	0	8	9.3		
11:15	10	1	0	0	0	0	0	11	11	4	1	0	0	0	0	0	5	5		
11:30	3	3	4	0	0	1	0	11	12.4	11	1	0	0	0	1	0	13	12.4		
11:45	13	6	0	0	0	1	0	20	19.4	9	5	1	0	0	0	1	16	15.7		
H/TOT	31	12	4	0	0	2	0	49	49.8	31	7	1	1	0	1	1	42	42.4		
12:00	9	1	0	0	0	1	1	12	10.6	6	4	2	0	0	0	0	12	13		
12:15	9	0	0	1	0	0	0	10	11.3	8	4	1	0	0	0	0	13	13.5		
12:30	8	4	0	0	0	1	1	14	12.6	5	3	0	0	0	1	0	9	8.4		
12:45	4	2	1	0	0	0	0	7	7.5	4	1	0	0	0	0	1	6	5.2		
H/TOT	30	7	1	1	0	2	2	43	42	23	12	3	0	0	1	1	40	40.1		
13:00	6	1	2	1	0	0	2	12	12.7	5	3	0	0	0	0	2	10	8.4		
13:15	13	1	0	0	0	0	3	17	14.6	5	0	0	0	0	0	1	6	5.2		
13:30	4	3	0	0	0	0	0	7	7	4	3	0	0	0	0	0	7	7		
13:45	13	8	0	0	1	1	1	24	23.6	6	3	0	0	0	2	2	13	10.2		
H/TOT	36	13	2	1	1	1	6	60	57.9	20	9	0	0	0	2	5	36	30.8		
14:00	3	0	1	0	0	1	1	6	5.1	23	2	0	0	0	0	0	25	25		
14:15	7	2	0	0	0	0	2	11	9.4	6	3	0	0	0	0	0	9	9		
14:30	6	0	0	0	0	0	0	6	6	8	1	0	0	0	0	0	9	9		
14:45	9	1	2	0	0	2	0	14	13.8	5	1	0	0	0	0	1	7	6.2		
H/TOT	25	3	3	0	0	3	3	37	34.3	42	7	0	0	0	0	1	50	49.2		
15:00	17	0	0	0	0	0	1	18	17.2	15	0	0	0	0	0	0	15	15		
15:15	8	2	0	0	0	0	4	14	10.8	9	0	0	0	0	0	0	9	9		
15:30	15	0	0	0	0	2	0	17	15.8	14	2	0	0	0	1	0	17	16.4		
15:45	16	1	0	1	0	0	1	19	19.5	7	0	1	0	0	1	2	11	9.3		
H/TOT	56	3	0	1	0	2	6	68	63.3	45	2	1	0	0	2	2	52	49.7		
16:00	17	5	0	0	0	0	0	22	22	19	1	0	0	0	1	0	21	20.4		
16:15	12	1	0	0	0	0	0	13	13	13	3	0	0	0	1	1	18	16.6		
16:30	13	1	0	0	0	0	1	15	14.2	12	0	0	0	0	0	1	13	12.2		
16:45	8	1	0	0	0	2	3	14	10.4	14	4	0	0	0	0	1	19	18.2		
H/TOT	50	8	0	0	0	2	4	64	59.6	58	8	0	0	0	2	3	71	67.4		
17:00	17	3	0	0	0	1	0	21	20.4	15	0	0	0	0	0	1	16	15.2		
17:15	12	0	0	0	0	2	4	18	13.6	8	0	1	0	0	0	0	9	9.5		
17:30	6	1	1	0	0	1	0	9	8.9	6	1	0	0	0	0	0	7	7		
17:45	12	1	0	0	0	2	0	15	13.8	5	2	0	0	0	1	1	9	7.6		
H/TOT	47	5	1	0	0	6	4	63	56.7	34	3	1	0	0	1	2	41	39.3		
18:00	9	0	0	0	0	1	1	11	9.6	10	2	0	0	0	1	1	14	12.6		
18:15	11	0	1	0	0	0	0	12	12.5	7	0	1	0	0	0	1	9	8.7		
18:30	6	1	1	0	0	0	0	8	8.5	14	0	0	0	0	0	2	16	14.4		
18:45	8	0	1	0	0	0	1	10	9.7	5	0	1	0	0	0	0	6	6.5		
P/TOT	34	1	3	0	0	1	2	41	40.3	36	2	2	0	0	1	4	45	42.2		
P/TOT	476	89	26	4	3	24	44	666	637.6	430	69	15	1	0	13	30	558	535		



SITE: A

DATE: 06/10/2016

LOCATION: Crossfield Road / Lancaster Grove

DAY: Thursday

TIME	TO ARM B								TOT	PCU's	FROM ARM B								TOT	PCU's
	CAR	LGV	OGV1	OGV2	PSV	MCL	PCL	CAR			LGV	OGV1	OGV2	PSV	MCL	PCL				
07:00	2	0	1	0	0	0	0	2	5	3.9	5	1	1	0	0	0	0	7	7.5	
07:15	7	0	0	0	0	0	0	4	11	7.8	10	0	1	0	0	2	2	15	12.7	
07:30	7	2	1	0	0	0	1	2	13	11.3	22	5	1	0	1	0	1	30	30.7	
07:45	19	1	1	0	0	0	0	0	21	21.5	31	0	3	0	0	1	7	42	37.3	
H/TOT	35	3	3	0	0	1	8		50	44.5	68	6	6	0	1	3	10	94	88.2	
08:00	29	0	0	0	0	0	0	2	31	29.4	49	1	1	0	0	0	8	59	53.1	
08:15	32	3	0	0	0	0	0	1	36	35.2	28	5	0	0	0	0	5	38	34	
08:30	22	4	0	0	1	0	0	1	28	28.2	23	8	0	1	0	0	4	36	34.1	
08:45	12	0	0	0	0	0	0	4	16	12.8	24	3	1	0	1	3	1	33	31.9	
H/TOT	95	7	0	0	1	0	8		111	105.6	124	17	2	1	1	3	18	166	153.1	
09:00	12	6	1	0	0	1	1	1	21	20.1	22	3	1	0	0	0	2	28	26.9	
09:15	5	0	1	0	0	0	0	1	7	6.7	13	4	0	0	0	0	3	20	17.6	
09:30	7	2	0	0	0	0	1	1	11	9.6	19	2	2	0	0	0	3	26	24.6	
09:45	8	2	0	0	0	0	0	1	11	10.2	14	2	0	0	0	2	1	19	17	
H/TOT	32	10	2	0	0	2	4		50	46.6	68	11	3	0	0	2	9	93	86.1	
10:00	8	5	0	0	0	1	1	1	15	13.6	13	8	1	0	0	2	0	24	23.3	
10:15	2	1	1	0	0	0	0	0	4	4.5	16	3	2	0	0	2	2	25	23.2	
10:30	14	2	2	0	0	0	0	0	18	19	6	4	1	0	0	0	0	11	11.5	
10:45	8	2	0	0	0	0	0	2	12	10.4	13	4	3	0	0	1	0	21	21.9	
H/TOT	32	10	3	0	0	1	3		49	47.5	48	19	7	0	0	5	2	81	79.9	
11:00	9	2	2	1	0	0	0	0	14	16.3	14	4	1	0	0	0	0	19	19.5	
11:15	11	1	0	0	0	0	0	0	12	12	11	3	0	0	0	0	1	15	14.2	
11:30	11	5	0	0	0	1	0	0	17	16.4	8	3	3	0	1	1	0	16	17.9	
11:45	16	6	0	0	0	1	1	1	24	22.6	22	6	0	0	0	1	0	29	28.4	
H/TOT	47	14	2	1	0	2	1		67	67.3	55	16	4	0	1	2	1	79	80	
12:00	16	7	2	0	0	0	0	0	25	26	12	3	0	0	0	1	0	16	15.4	
12:15	10	5	0	0	0	0	0	0	15	15	15	3	1	1	0	0	1	21	22	
12:30	8	4	2	0	0	1	0	0	15	15.4	9	4	0	0	0	1	1	15	13.6	
12:45	8	3	1	0	0	0	0	1	13	12.7	9	5	1	0	0	1	1	17	16.1	
H/TOT	42	19	5	0	0	1	1		68	69.1	45	15	2	1	0	3	3	69	67.1	
13:00	7	6	0	0	0	0	0	4	17	13.8	10	2	3	1	0	0	2	18	19.2	
13:15	6	2	1	0	0	2	2	2	13	10.7	11	2	0	0	0	0	5	18	14	
13:30	8	3	0	0	0	0	0	2	13	11.4	12	4	0	0	0	1	0	17	16.4	
13:45	8	4	1	0	0	2	2	2	17	14.7	12	10	0	0	0	1	0	23	22.4	
H/TOT	29	15	2	0	0	4	10		60	50.6	45	18	3	1	0	2	7	76	72	
14:00	27	5	0	0	0	1	2	2	35	32.8	7	1	1	0	0	2	1	12	10.5	
14:15	9	6	0	0	0	0	0	1	16	15.2	11	3	0	0	0	0	0	14	14	
14:30	15	3	0	0	0	0	0	0	18	18	13	1	0	0	0	0	0	14	14	
14:45	12	3	0	0	0	0	0	2	17	15.4	10	2	1	0	0	1	0	14	13.9	
H/TOT	63	17	0	0	0	1	5		86	81.4	41	7	2	0	0	3	1	54	52.4	
15:00	20	3	0	0	0	1	1	1	25	23.6	21	0	0	0	0	0	2	23	21.4	
15:15	23	0	0	0	0	0	0	0	23	23	18	1	0	0	0	0	4	23	19.8	
15:30	17	6	0	0	2	1	1	1	27	27.6	30	1	0	0	0	3	0	34	32.2	
15:45	10	1	1	0	0	2	2	2	16	13.7	29	2	0	1	0	0	2	34	33.7	
H/TOT	70	10	1	0	2	4	4		91	87.9	98	4	0	1	0	3	8	114	107.1	
16:00	22	5	0	0	0	1	4	4	32	28.2	35	5	0	0	0	0	0	40	40	
16:15	24	4	0	0	0	2	2	2	32	29.2	19	2	0	0	0	0	0	21	21	
16:30	17	1	0	0	0	0	0	2	20	18.4	23	2	0	0	0	0	1	26	25.2	
16:45	25	9	0	0	0	1	2	2	37	34.8	21	2	0	0	0	2	5	30	24.8	
H/TOT	88	19	0	0	0	4	10		121	110.6	98	11	0	0	0	2	6	117	111	
17:00	25	0	0	0	0	0	0	1	26	25.2	19	2	0	0	1	1	1	24	23.6	
17:15	19	0	1	0	0	1	1	1	22	21.1	18	0	0	0	0	4	4	26	20.4	
17:30	15	1	0	0	0	1	2	2	19	16.8	10	3	1	0	0	1	0	15	14.9	
17:45	12	2	0	0	0	2	1	1	17	15	18	1	0	0	0	3	1	23	20.4	
H/TOT	71	3	1	0	0	4	5		84	78.1	65	6	1	0	1	9	6	88	79.3	
18:00	18	4	1	0	0	2	3	3	28	24.9	13	1	0	0	0	1	1	16	14.6	
18:15	17	2	0	0	1	0	3	3	23	21.6	14	1	0	0	0	0	0	15	15	
18:30	28	4	0	0	0	0	4	4	36	32.8	26	1	0	0	0	0	0	27	27	
18:45	17	0	1	0	0	0	0	1	19	18.7	20	0	1	0	0	0	1	22	21.7	
P/TOT	80	10	2	0	1	2	11		106	98	73	3	1	0	0	1	2	80	78.3	
P/TOT	684	137	21	1	4	26	70		943	887.2	828	133	31	4	4	38	73	1111	1054.5	



SITE: A

DATE: 06/10/2016

LOCATION: Crossfield Road / Lancaster Grove

DAY: Thursday

TIME	TO ARM C								TOT	PCU's	FROM ARM C								TOT	PCU's
	CAR	LGV	OGV1	OGV2	PSV	MCL	PCL	CAR			LGV	OGV1	OGV2	PSV	MCL	PCL				
07:00	4	0	0	0	0	0	0	4	4	3	0	1	0	0	0	2	6	4.9		
07:15	4	0	0	0	0	2	1	7	5	5	0	0	0	0	0	1	6	5.2		
07:30	14	1	0	0	0	0	1	16	15.2	3	1	0	0	0	0	1	5	4.2		
07:45	30	0	3	0	0	0	7	40	35.9	16	1	0	0	0	0	0	17	17		
H/TOT	52	1	3	0	0	2	9	67	60.1	27	2	1	0	0	0	4	34	31.3		
08:00	47	1	0	0	0	0	5	53	49	10	0	0	0	0	0	1	11	10.2		
08:15	17	1	0	0	0	0	0	18	18	16	1	0	0	0	0	0	17	17		
08:30	12	2	0	0	0	0	3	17	14.6	11	2	0	0	1	0	0	14	15		
08:45	8	2	0	0	0	1	1	12	10.6	7	0	0	0	0	0	4	11	7.8		
H/TOT	84	6	0	0	0	1	9	100	92.2	44	3	0	0	1	0	5	53	50		
09:00	9	2	1	0	0	0	2	14	12.9	5	2	1	0	0	0	1	9	8.7		
09:15	6	1	0	0	0	0	2	9	7.4	1	1	2	0	0	0	1	5	5.2		
09:30	8	0	1	0	0	0	1	10	9.7	4	1	0	0	0	0	1	6	5.2		
09:45	8	0	0	0	0	1	1	10	8.6	5	1	0	0	0	0	1	7	6.2		
H/TOT	31	3	2	0	0	1	6	43	38.6	15	5	3	0	0	0	4	27	25.3		
10:00	6	4	2	0	0	1	0	13	13.4	4	2	0	0	0	1	0	7	6.4		
10:15	5	2	2	0	0	2	1	12	11	1	1	0	0	0	0	0	2	2		
10:30	3	2	0	0	0	0	0	5	5	10	2	1	0	0	0	0	13	13.5		
10:45	12	2	1	0	0	1	0	16	15.9	4	0	0	0	0	0	2	6	4.4		
H/TOT	26	10	5	0	0	4	1	46	45.3	19	5	1	0	0	1	2	28	26.3		
11:00	14	2	1	0	0	0	0	17	17.5	7	2	2	0	0	0	0	11	12		
11:15	3	2	0	0	0	0	1	6	5.2	9	0	0	0	0	0	0	9	9		
11:30	14	0	0	0	1	0	0	15	16	9	4	1	0	0	0	0	14	14.5		
11:45	11	3	1	0	0	0	1	16	15.7	9	4	0	0	0	1	1	15	13.6		
H/TOT	42	7	2	0	1	0	2	54	54.4	34	10	3	0	0	1	1	49	49.1		
12:00	4	4	0	0	0	0	0	8	8	11	5	0	0	0	0	1	17	16.2		
12:15	10	3	2	0	0	0	1	16	16.2	6	1	0	0	0	0	0	7	7		
12:30	4	2	0	0	0	0	0	6	6	6	3	2	0	0	0	0	11	12		
12:45	4	3	0	0	0	1	1	9	7.6	3	2	1	0	0	0	0	6	6.5		
H/TOT	22	12	2	0	0	1	2	39	37.8	26	11	3	0	0	0	1	41	41.7		
13:00	5	1	1	0	0	0	0	7	7.5	3	3	0	0	0	0	2	8	6.4		
13:15	5	1	0	0	0	0	2	8	6.4	8	2	1	0	0	2	1	14	12.5		
13:30	9	1	0	0	0	1	0	11	10.4	5	0	0	0	0	0	2	7	5.4		
13:45	2	3	0	0	0	0	0	5	5	5	2	1	0	1	0	1	10	10.7		
H/TOT	21	6	1	0	0	1	2	31	29.3	21	7	2	0	1	2	6	39	35		
14:00	6	1	0	0	0	1	1	9	7.6	6	3	0	0	0	1	3	13	10		
14:15	6	0	0	0	0	0	0	6	6	5	2	0	0	0	0	3	10	7.6		
14:30	8	1	0	0	0	0	0	9	9	8	2	0	0	0	0	0	10	10		
14:45	2	1	0	0	0	0	0	3	3	8	2	1	0	0	1	1	13	12.1		
H/TOT	22	3	0	0	0	1	1	27	25.6	27	9	1	0	0	2	7	46	39.7		
15:00	7	0	0	0	0	0	1	8	7.2	8	3	0	0	0	1	1	13	11.6		
15:15	13	0	0	0	0	0	0	13	13	17	1	0	0	0	0	0	18	18		
15:30	23	1	0	0	0	1	0	25	24.4	11	4	0	0	2	0	1	18	19.2		
15:45	19	2	0	0	0	0	1	22	21.2	9	2	0	0	0	1	0	12	11.4		
H/TOT	62	3	0	0	0	1	2	68	65.8	45	10	0	0	2	2	2	61	60.2		
16:00	25	0	0	0	0	0	0	25	25	10	4	0	0	0	0	4	18	14.8		
16:15	10	1	0	0	0	0	0	11	11	14	1	0	0	0	1	1	17	15.6		
16:30	12	2	0	0	0	0	0	14	14	7	2	0	0	0	0	1	10	9.2		
16:45	13	1	0	0	0	0	2	16	14.4	11	5	0	0	0	1	1	18	16.6		
H/TOT	60	4	0	0	0	0	2	66	64.4	42	12	0	0	0	2	7	63	56.2		
17:00	7	1	0	0	1	0	2	11	10.4	15	2	0	0	0	0	1	18	17.2		
17:15	6	0	1	0	0	2	1	10	8.5	11	0	1	0	0	1	2	15	13.3		
17:30	4	2	0	0	0	0	0	6	6	9	0	0	0	0	1	2	12	9.8		
17:45	7	0	0	0	0	1	1	9	7.6	8	0	0	0	0	1	0	9	8.4		
H/TOT	24	3	1	0	1	3	4	36	32.5	43	2	1	0	0	3	5	54	48.7		
18:00	6	0	0	0	0	0	0	6	6	10	1	1	0	0	1	2	15	13.3		
18:15	7	1	1	0	0	0	0	9	9.5	14	2	1	0	1	0	2	20	19.9		
18:30	24	0	0	0	0	0	0	24	24	18	4	1	0	0	0	2	25	23.9		
18:45	15	0	0	0	0	0	1	16	15.2	15	0	0	0	0	0	2	17	15.4		
P/TOT	52	1	1	0	0	0	1	55	54.7	57	7	3	0	1	1	8	77	72.5		
P/TOT	498	59	17	0	2	15	41	632	600.7	400	83	18	0	5	14	52	572	536		



SITE: A

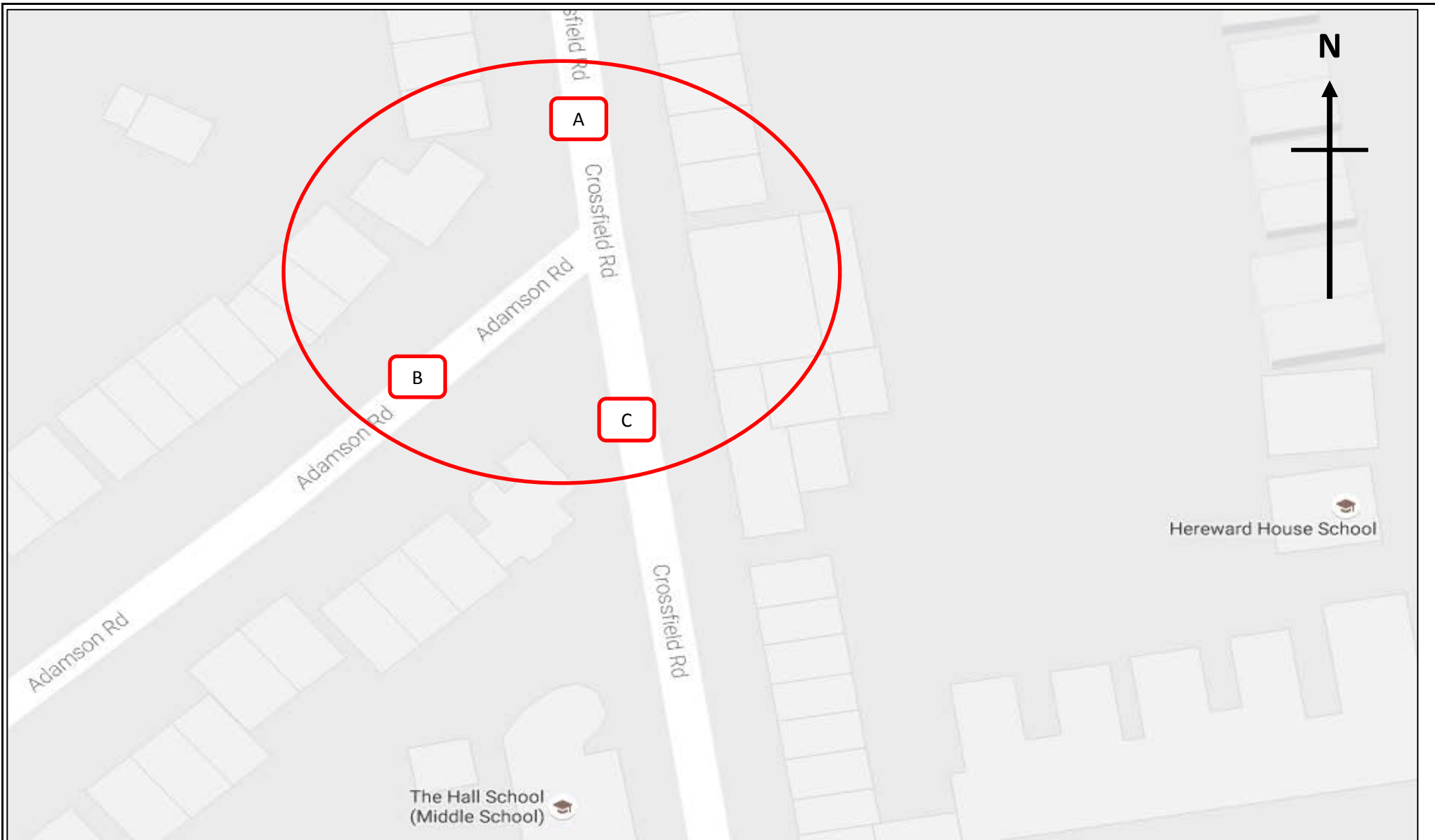
DATE: 06/10/2016

LOCATION: Crossfield Road / Lancaster Grove

DAY: Thursday

TIME	JUNCTION TOTAL							TOT	PCU's
	CAR	LGV	OGV1	OGV2	PSV	MCL	PCL		
07:00	9	1	2	0	0	0	2	14	13.4
07:15	17	0	1	0	0	2	6	26	20.5
07:30	28	7	2	0	1	1	3	42	41
07:45	61	2	4	0	0	1	8	76	71
H/TOT	115	10	9	0	1	4	19	158	145.9
08:00	89	1	1	0	0	0	11	102	93.7
08:15	67	9	0	0	0	0	6	82	77.2
08:30	47	12	0	1	1	0	5	66	64.3
08:45	43	3	1	0	1	3	5	56	51.7
H/TOT	246	25	2	1	2	3	27	306	286.9
09:00	35	9	2	0	0	1	3	50	48
09:15	20	5	2	0	0	0	4	31	28.8
09:30	26	4	2	0	0	1	4	37	34.2
09:45	23	4	0	0	0	2	3	32	28.4
H/TOT	104	22	6	0	0	4	14	150	139.4
10:00	23	13	2	0	0	3	1	42	40.4
10:15	20	5	4	0	0	2	2	33	32.2
10:30	21	6	4	0	0	0	0	31	33
10:45	25	6	3	0	0	1	2	37	36.3
H/TOT	89	30	13	0	0	6	5	143	141.9
11:00	28	6	3	1	0	0	0	38	40.8
11:15	24	4	0	0	0	0	1	29	28.2
11:30	28	8	4	0	1	2	0	43	44.8
11:45	40	15	1	0	0	2	2	60	57.7
H/TOT	120	33	8	1	1	4	3	170	171.5
12:00	29	12	2	0	0	1	1	45	44.6
12:15	29	8	2	1	0	0	1	41	42.5
12:30	20	10	2	0	0	2	1	35	34
12:45	16	8	2	0	0	1	2	29	27.8
H/TOT	94	38	8	1	0	4	5	150	148.9
13:00	18	8	3	1	0	0	6	36	34
13:15	24	4	1	0	0	2	7	38	31.7
13:30	21	7	0	0	0	1	2	31	28.8
13:45	23	15	1	0	1	3	3	46	43.3
H/TOT	86	34	5	1	1	6	18	151	137.8
14:00	36	6	1	0	0	3	4	50	45.5
14:15	22	8	0	0	0	0	3	33	30.6
14:30	29	4	0	0	0	0	0	33	33
14:45	23	5	2	0	0	2	2	34	32.2
H/TOT	110	23	3	0	0	5	9	150	141.3
15:00	44	3	0	0	0	1	3	51	48
15:15	44	2	0	0	0	0	4	50	46.8
15:30	55	7	0	0	2	4	1	69	67.8
15:45	45	4	1	1	0	2	4	57	54.4
H/TOT	188	16	1	1	2	7	12	227	217
16:00	64	10	0	0	0	1	4	79	75.2
16:15	46	6	0	0	0	2	2	56	53.2
16:30	42	4	0	0	0	0	3	49	46.6
16:45	46	11	0	0	0	3	7	67	59.6
H/TOT	198	31	0	0	0	6	16	251	234.6
17:00	49	4	0	0	1	1	3	58	56
17:15	37	0	2	0	0	5	6	50	43.2
17:30	25	4	1	0	0	2	2	34	31.7
17:45	31	3	0	0	0	5	2	41	36.4
H/TOT	142	11	3	0	1	13	13	183	167.3
18:00	33	4	1	0	0	3	4	45	40.5
18:15	35	3	2	0	1	0	3	44	43.6
18:30	58	5	1	0	0	0	4	68	65.3
18:45	40	0	2	0	0	0	3	45	43.6
P/TOT	166	12	6	0	1	3	14	202	193
P/TOT	1658	285	64	5	9	65	155	2241	2125.5

PEAK HOUR CALCULATION	TOT	PCU's
07:00 to 08:00	158	145.9
07:15 to 08:15	246	226.2
07:30 to 08:30	302	282.9
07:45 to 08:45	326	306.2
08:00 to 09:00	306	286.9
08:15 to 09:15	254	241.2
08:30 to 09:30	203	192.8
08:45 to 09:45	174	162.7
09:00 to 10:00	150	139.4
09:15 to 10:15	142	131.8
09:30 to 10:30	144	135.2
09:45 to 10:45	138	134
10:00 to 11:00	143	141.9
10:15 to 11:15	139	142.3
10:30 to 11:30	135	138.3
10:45 to 11:45	147	150.1
A.M. Peak	326	306.2
11:00 to 12:00	170	171.5
11:15 to 12:15	177	175.3
11:30 to 12:30	189	189.6
11:45 to 12:45	181	178.8
12:00 to 13:00	150	148.9
12:15 to 13:15	141	138.3
12:30 to 13:30	138	127.5
12:45 to 13:45	134	122.3
13:00 to 14:00	151	137.8
13:15 to 14:15	165	149.3
13:30 to 14:30	160	148.2
13:45 to 14:45	162	152.4
14:00 to 15:00	150	141.3
14:15 to 15:15	151	143.8
14:30 to 15:30	168	160
14:45 to 15:45	204	194.8
Inter Peak	204	194.8
15:00 to 16:00	227	217
15:15 to 16:15	255	244.2
15:30 to 16:30	261	250.6
15:45 to 16:45	241	229.4
16:00 to 17:00	251	234.6
16:15 to 17:15	230	215.4
16:30 to 17:30	224	205.4
16:45 to 17:45	209	190.5
17:00 to 18:00	183	167.3
17:15 to 18:15	170	151.8
17:30 to 18:30	164	152.2
17:45 to 18:45	198	185.8
18:00 to 19:00	202	193
P.M. Peak	261	250.6



	Site / Location:	Site B, Crossfield Road/Adamson Road	Project No:	6755	Drawing No:	6755-02	Drawn By:	SR
	Survey Date:	Thursday 6th October 2016		Project Name:	Crossfield Road, Belsize			
	Survey Times:	07:00 to 19:00		Drawing Title:	Site Layout and Observed Movements			



SITE: B

DATE: 06/10/2016

LOCATION: Crossfield Road / Lancaster Grove

DAY: Thursday

TIME	A to C								TOT	PCU's	A to B								TOT	PCU's
	CAR	LGV	OGV1	OGV2	PSV	MCL	PCL	CAR			LGV	OGV1	OGV2	PSV	MCL	PCL				
07:00	2	0	0	0	0	0	0	2	2	2	0	0	0	0	0	0	2	2		
07:15	2	0	0	0	0	0	1	3	2.2	1	0	0	0	0	2	0	3	1.8		
07:30	7	0	0	0	0	0	0	7	7	7	1	0	0	0	0	1	9	8.2		
07:45	20	0	2	0	0	0	1	23	23.2	10	0	0	0	0	0	6	16	11.2		
H/TOT	31	0	2	0	0	0	2	35	34.4	20	1	0	0	0	2	7	30	23.2		
08:00	31	2	0	0	0	0	0	33	33	14	1	0	0	0	0	4	19	15.8		
08:15	14	1	0	0	0	0	0	15	15	3	0	0	0	0	0	0	3	3		
08:30	7	0	0	0	0	0	0	7	7	7	2	0	0	0	0	3	12	9.6		
08:45	3	1	0	0	0	0	0	4	4	4	1	0	0	0	1	1	7	5.6		
H/TOT	55	4	0	0	0	0	0	59	59	28	4	0	0	0	1	8	41	34		
09:00	2	1	1	0	0	0	0	4	4.5	6	1	0	0	0	0	2	9	7.4		
09:15	5	1	0	0	0	0	1	7	6.2	1	0	0	0	0	0	1	2	1.2		
09:30	4	0	0	0	0	0	0	4	4	3	0	1	0	0	0	1	5	4.7		
09:45	4	1	0	0	0	0	0	5	5	4	0	0	0	0	1	1	6	4.6		
H/TOT	15	3	1	0	0	0	1	20	19.7	14	1	1	0	0	1	5	22	17.9		
10:00	2	1	1	0	0	0	0	4	4.5	5	3	1	0	0	1	0	10	9.9		
10:15	1	1	0	0	0	0	0	2	2	2	0	0	0	0	2	1	5	3		
10:30	4	2	1	0	0	0	0	7	7.5	1	1	1	0	0	0	0	3	3.5		
10:45	9	2	0	0	0	1	0	12	11.4	1	0	1	0	0	0	0	2	2.5		
H/TOT	16	6	2	0	0	1	0	25	25.4	9	4	3	0	0	3	1	20	18.9		
11:00	9	2	0	0	0	0	0	11	11	5	0	1	0	0	0	0	6	6.5		
11:15	1	0	1	0	0	0	1	3	2.7	2	1	0	0	0	0	0	3	3		
11:30	1	0	0	0	1	0	0	2	3	5	0	0	0	0	0	0	5	5		
11:45	6	1	0	0	0	0	0	7	7	4	1	0	0	0	0	1	6	5.2		
H/TOT	17	3	1	0	1	0	1	23	23.7	16	2	1	0	0	0	1	20	19.7		
12:00	2	2	0	0	0	0	0	4	4	2	2	0	0	0	0	0	4	4		
12:15	4	2	1	0	0	0	0	7	7.5	6	1	1	0	0	0	1	9	8.7		
12:30	1	0	0	0	0	0	0	1	1	3	1	0	0	0	0	0	4	4		
12:45	1	0	0	0	0	0	0	1	1	3	3	0	0	0	1	1	8	6.6		
H/TOT	8	4	1	0	0	0	0	13	13.5	14	7	1	0	0	1	2	25	23.3		
13:00	1	0	0	0	0	0	0	1	1	2	0	1	0	0	0	0	3	3.5		
13:15	2	0	0	0	0	0	0	2	2	3	0	0	0	0	0	2	5	3.4		
13:30	1	1	0	0	0	1	1	4	2.6	7	0	0	0	0	0	0	7	7		
13:45	1	3	0	0	0	0	0	4	4	1	0	0	0	0	0	0	1	1		
H/TOT	5	4	0	0	0	1	1	11	9.6	13	0	1	0	0	0	2	16	14.9		
14:00	2	1	0	0	0	0	0	3	3	2	1	0	0	0	2	0	5	3.8		
14:15	2	0	0	0	0	0	0	2	2	4	0	0	0	0	0	0	4	4		
14:30	5	0	0	0	0	0	0	5	5	3	1	0	0	0	0	0	4	4		
14:45	0	0	0	0	0	0	0	0	0	1	1	0	0	0	0	0	2	2		
H/TOT	9	1	0	0	0	0	0	10	10	10	3	0	0	0	2	0	15	13.8		
15:00	4	0	0	0	0	0	0	4	4	3	0	0	0	0	0	1	4	3.2		
15:15	8	0	0	0	0	0	0	8	8	4	0	0	0	0	0	0	4	4		
15:30	17	0	0	0	0	0	0	17	17	7	1	0	0	0	1	0	9	8.4		
15:45	11	2	0	0	0	0	0	13	13	3	0	0	0	0	0	1	4	3.2		
H/TOT	40	2	0	0	0	0	0	42	42	17	1	0	0	0	1	2	21	18.8		
16:00	19	0	0	0	0	0	0	19	19	6	0	0	0	0	0	0	6	6		
16:15	8	0	0	0	0	0	0	8	8	5	1	0	0	0	0	0	6	6		
16:30	7	1	0	0	0	0	1	9	8.2	1	1	0	0	0	0	0	2	2		
16:45	7	0	0	0	0	0	0	7	7	5	1	0	0	0	0	2	8	6.4		
H/TOT	41	1	0	0	0	0	1	43	42.2	17	3	0	0	0	0	2	22	20.4		
17:00	9	0	0	0	1	0	1	11	11.2	1	1	0	0	0	0	1	3	2.2		
17:15	4	0	0	0	0	0	0	4	4	2	0	1	0	0	2	0	5	4.3		
17:30	1	2	0	0	0	0	0	3	3	2	0	0	0	0	0	0	2	2		
17:45	2	0	0	0	0	1	1	4	2.6	3	0	0	0	0	0	0	3	3		
H/TOT	16	2	0	0	1	1	2	22	20.8	8	1	1	0	0	2	1	13	11.5		
18:00	3	0	0	0	0	0	0	3	3	3	0	0	0	0	0	0	3	3		
18:15	2	0	0	0	0	0	0	2	2	5	1	0	0	0	0	0	6	6		
18:30	17	0	0	0	0	0	0	17	17	5	0	0	0	0	0	0	5	5		
18:45	9	0	0	0	0	0	0	9	9	6	0	0	0	0	0	1	7	6.2		
H/TOT	31	0	0	0	0	0	0	31	31	19	1	0	0	0	0	1	21	20.2		
P/TOT	284	30	7	0	2	3	8	334	331.3	185	28	8	0	0	13	32	266	236.6		



SITE: B

DATE: 06/10/2016

LOCATION: Crossfield Road / Lancaster Grove

DAY: Thursday

TIME	A to A							TOT	PCU's
	CAR	LGV	OGV1	OGV2	PSV	MCL	PCL		
07:00	0	0	0	0	0	0	0	0	0
07:15	0	0	0	0	0	0	0	0	0
07:30	0	0	0	0	0	0	0	0	0
07:45	1	0	0	0	0	0	0	1	1
H/TOT	1	0	0	0	0	0	0	1	1
08:00	0	0	0	0	0	0	0	0	0
08:15	0	0	0	0	0	0	0	0	0
08:30	0	0	0	0	0	0	0	0	0
08:45	0	0	0	0	0	0	0	0	0
H/TOT	0	0	0	0	0	0	0	0	0
09:00	1	0	0	0	0	0	0	1	1
09:15	0	0	0	0	0	0	0	0	0
09:30	0	0	0	0	0	0	0	0	0
09:45	0	0	0	0	0	0	0	0	0
H/TOT	1	0	0	0	0	0	0	1	1
10:00	0	0	0	0	0	0	0	0	0
10:15	0	0	0	0	0	0	0	0	0
10:30	0	0	0	0	0	0	0	0	0
10:45	1	0	0	0	0	0	0	1	1
H/TOT	1	0	0	0	0	0	0	1	1
11:00	1	0	0	0	0	0	0	1	1
11:15	0	0	0	0	0	0	0	0	0
11:30	1	0	0	0	0	0	0	1	1
11:45	1	0	0	0	0	0	0	1	1
H/TOT	3	0	0	0	0	0	0	3	3
12:00	0	1	0	0	0	0	0	1	1
12:15	0	0	0	0	0	0	0	0	0
12:30	0	1	0	0	0	0	0	1	1
12:45	0	0	0	0	0	0	0	0	0
H/TOT	0	2	0	0	0	0	0	2	2
13:00	1	0	0	0	0	0	0	1	1
13:15	2	1	0	0	0	0	0	3	3
13:30	0	0	0	0	0	0	0	0	0
13:45	0	0	0	0	0	0	0	0	0
H/TOT	3	1	0	0	0	0	0	4	4
14:00	1	0	0	0	0	0	0	1	1
14:15	0	0	0	0	0	0	0	0	0
14:30	0	0	0	0	0	0	0	0	0
14:45	0	0	0	0	0	0	0	0	0
H/TOT	1	0	0	0	0	0	0	1	1
15:00	1	0	0	0	0	0	0	1	1
15:15	1	0	0	0	0	0	0	1	1
15:30	0	0	0	0	0	0	0	0	0
15:45	0	0	0	0	0	0	0	0	0
H/TOT	2	0	0	0	0	0	0	2	2
16:00	0	0	0	0	0	0	0	0	0
16:15	1	0	0	0	0	0	0	1	1
16:30	1	0	0	0	0	0	0	1	1
16:45	1	0	0	0	0	0	0	1	1
H/TOT	3	0	0	0	0	0	0	3	3
17:00	0	0	0	0	0	0	0	0	0
17:15	0	0	0	0	0	0	0	0	0
17:30	1	0	0	0	0	0	0	1	1
17:45	0	0	0	0	0	0	0	0	0
H/TOT	1	0	0	0	0	0	0	1	1
18:00	0	0	0	0	0	0	0	0	0
18:15	0	0	0	0	0	0	0	0	0
18:30	0	0	0	0	0	0	0	0	0
18:45	0	0	0	0	0	0	0	0	0
P/TOT	0	0	0	0	0	0	0	0	0
P/TOT	16	3	0	0	0	0	0	19	19



SITE: B

DATE: 06/10/2016

LOCATION: Crossfield Road / Lancaster Grove

DAY: Thursday

TIME	B to A								TOT	PCU's	B to C								TOT	PCU's	
	CAR	LGV	OGV1	OGV2	PSV	MCL	PCL	CAR			LGV	OGV1	OGV2	PSV	MCL	PCL					
07:00	2	0	0	0	0	0	2	4	2.4	0	0	0	0	0	0	0	0	0	0	0	0
07:15	4	1	0	0	0	0	1	6	5.2	0	0	0	0	0	0	0	1	1	0.2		
07:30	3	0	0	0	0	0	1	4	3.2	1	0	0	0	0	0	0	0	1	1		
07:45	6	1	0	0	0	0	0	7	7	5	2	0	0	0	0	0	1	8	7.2		
H/TOT	15	2	0	0	0	0	4	21	17.8	6	2	0	0	0	0	2	10	8.4			
08:00	5	0	0	0	0	0	1	6	5.2	11	0	1	0	0	0	0	12	12.5			
08:15	8	0	0	0	0	0	0	8	8	5	1	0	0	0	0	0	6	6			
08:30	6	1	0	0	0	0	0	7	7	2	0	0	0	0	0	0	2	2			
08:45	6	1	0	0	0	0	0	7	7	2	0	0	0	0	0	0	2	2			
H/TOT	25	2	0	0	0	0	1	28	27.2	20	1	1	0	0	0	0	22	22.5			
09:00	4	1	0	0	0	0	1	6	5.2	0	1	0	0	0	0	0	1	1			
09:15	0	1	1	0	0	0	1	3	2.7	1	1	0	0	0	0	0	2	2			
09:30	2	3	1	0	0	0	1	7	6.7	2	1	0	0	0	1	0	4	3.4			
09:45	4	0	0	0	0	0	1	5	4.2	1	0	0	0	0	0	0	1	1			
H/TOT	10	5	2	0	0	0	4	21	18.8	4	3	0	0	0	1	0	8	7.4			
10:00	1	2	0	0	0	1	0	4	3.4	4	1	0	0	0	0	0	5	5			
10:15	2	1	0	0	0	0	0	3	3	2	2	0	0	0	0	0	4	4			
10:30	7	0	0	0	0	0	0	7	7	1	1	0	0	0	0	0	2	2			
10:45	2	0	0	0	0	0	2	4	2.4	1	1	0	0	0	0	0	2	2			
H/TOT	12	3	0	0	0	1	2	18	15.8	8	5	0	0	0	0	0	13	13			
11:00	4	0	2	0	0	0	0	6	7	1	0	0	0	0	0	0	1	1			
11:15	8	0	0	0	0	0	0	8	8	4	0	0	0	0	0	0	4	4			
11:30	7	4	1	0	0	0	0	12	12.5	1	1	0	0	0	0	0	2	2			
11:45	3	2	0	0	0	1	2	8	5.8	1	0	0	0	0	0	0	1	1			
H/TOT	22	6	3	0	0	1	2	34	33.3	7	1	0	0	0	0	0	8	8			
12:00	8	2	0	0	0	0	0	10	10	0	0	0	0	0	0	0	0	0			
12:15	2	1	0	0	0	0	0	3	3	4	1	0	0	0	0	0	5	5			
12:30	5	0	1	0	0	0	0	6	6.5	3	0	0	0	0	0	0	3	3			
12:45	1	1	1	0	0	0	0	3	3.5	1	0	0	0	0	0	0	1	1			
H/TOT	16	4	2	0	0	0	0	22	23	8	1	0	0	0	0	0	9	9			
13:00	2	2	0	0	0	0	2	6	4.4	2	1	0	0	0	0	0	3	3			
13:15	4	1	1	0	0	2	1	9	7.5	2	0	0	0	0	0	0	2	2			
13:30	3	0	0	0	0	0	3	6	3.6	0	1	0	0	0	0	0	1	1			
13:45	4	1	1	0	1	0	0	7	8.5	4	0	0	0	0	0	0	4	4			
H/TOT	13	4	2	0	1	2	6	28	24	8	2	0	0	0	0	0	10	10			
14:00	5	1	0	0	0	1	4	11	7.2	0	0	0	0	0	0	0	0	0			
14:15	5	2	0	0	0	0	1	8	7.2	2	0	0	0	0	0	0	2	2			
14:30	6	2	0	0	0	0	0	8	8	0	0	0	0	0	0	0	0	0			
14:45	8	1	1	0	0	0	1	11	10.7	2	0	0	0	0	0	0	2	2			
H/TOT	24	6	1	0	0	1	6	38	33.1	4	0	0	0	0	0	0	4	4			
15:00	4	1	0	0	0	1	1	7	5.6	1	0	0	0	0	0	0	1	1			
15:15	11	1	0	0	0	0	0	12	12	2	0	0	0	0	0	0	2	2			
15:30	9	3	0	0	2	0	1	15	16.2	0	1	0	0	0	0	0	1	1			
15:45	9	2	0	0	0	1	0	12	11.4	4	0	0	0	0	0	0	4	4			
H/TOT	33	7	0	0	2	2	2	46	45.2	7	1	0	0	0	0	0	8	8			
16:00	8	3	0	0	0	0	4	15	11.8	3	0	0	0	0	0	0	3	3			
16:15	9	1	0	0	0	1	2	13	10.8	2	0	0	0	0	1	0	3	2.4			
16:30	4	2	0	0	0	0	0	6	6	4	1	0	0	0	0	0	5	5			
16:45	5	5	0	0	0	1	0	11	10.4	4	0	0	0	0	0	1	5	4.2			
H/TOT	26	11	0	0	0	2	6	45	39	13	1	0	0	0	1	1	16	14.6			
17:00	8	0	0	0	0	0	1	9	8.2	2	0	0	0	0	0	0	2	2			
17:15	7	0	1	0	0	1	3	12	9.5	4	0	0	0	0	0	0	4	4			
17:30	7	0	0	0	0	1	2	10	7.8	2	0	0	0	0	0	0	2	2			
17:45	9	0	0	0	0	1	0	10	9.4	2	0	0	0	0	0	0	2	2			
H/TOT	31	0	1	0	0	3	6	41	34.9	10	0	0	0	0	0	0	10	10			
18:00	6	0	1	0	0	1	2	10	8.3	3	2	0	0	0	0	0	5	5			
18:15	9	2	0	0	1	0	2	14	13.4	3	0	0	0	0	1	0	4	3.4			
18:30	16	4	0	0	0	0	2	22	20.4	1	0	0	0	0	0	0	1	1			
18:45	13	0	0	0	0	0	1	14	13.2	4	0	0	0	0	0	0	4	4			
P/TOT	44	6	1	0	1	1	7	60	55.3	11	2	0	0	0	1	0	14	13.4			
P/TOT	271	56	12	0	4	13	46	402	367.4	106	19	1	0	0	3	3	132	128.3			



SITE: B

DATE: 06/10/2016

LOCATION: Crossfield Road / Lancaster Grove

DAY: Thursday

TIME	B to B							TOT	PCU's
	CAR	LGV	OGV1	OGV2	PSV	MCL	PCL		
07:00	0	0	0	0	0	0	0	0	0
07:15	0	0	0	0	0	0	0	0	0
07:30	0	0	0	0	0	0	0	0	0
07:45	0	0	0	0	0	0	0	0	0
H/TOT	0	0	0	0	0	0	0	0	0
08:00	0	0	0	0	0	0	0	0	0
08:15	0	0	0	0	0	0	0	0	0
08:30	0	0	0	0	0	0	0	0	0
08:45	0	0	0	0	0	0	0	0	0
H/TOT	0	0	0	0	0	0	0	0	0
09:00	0	0	0	0	0	0	0	0	0
09:15	0	0	0	0	0	0	0	0	0
09:30	0	0	0	0	0	0	0	0	0
09:45	0	0	0	0	0	0	0	0	0
H/TOT	0	0	0	0	0	0	0	0	0
10:00	0	0	0	0	0	0	0	0	0
10:15	0	0	0	0	0	0	0	0	0
10:30	0	0	0	0	0	0	0	0	0
10:45	0	0	0	0	0	0	0	0	0
H/TOT	0	0	0	0	0	0	0	0	0
11:00	0	0	0	0	0	0	0	0	0
11:15	0	0	0	0	0	0	0	0	0
11:30	0	0	0	0	0	0	0	0	0
11:45	0	0	0	0	0	0	0	0	0
H/TOT	0	0	0	0	0	0	0	0	0
12:00	0	0	0	0	0	0	0	0	0
12:15	0	0	0	0	0	0	0	0	0
12:30	0	0	0	0	0	0	0	0	0
12:45	0	0	0	0	0	0	0	0	0
H/TOT	0	0	0	0	0	0	0	0	0
13:00	0	0	0	0	0	0	0	0	0
13:15	0	0	0	0	0	0	0	0	0
13:30	0	0	0	0	0	0	0	0	0
13:45	0	0	0	0	0	0	0	0	0
H/TOT	0	0	0	0	0	0	0	0	0
14:00	0	0	0	0	0	0	0	0	0
14:15	0	0	0	0	0	0	0	0	0
14:30	0	0	0	0	0	0	0	0	0
14:45	0	0	0	0	0	0	0	0	0
H/TOT	0	0	0	0	0	0	0	0	0
15:00	0	0	0	0	0	0	0	0	0
15:15	0	0	0	0	0	0	0	0	0
15:30	0	0	0	0	0	0	0	0	0
15:45	0	0	0	0	0	0	0	0	0
H/TOT	0	0	0	0	0	0	0	0	0
16:00	0	0	0	0	0	0	0	0	0
16:15	0	0	0	0	0	0	0	0	0
16:30	0	0	0	0	0	0	0	0	0
16:45	0	0	0	0	0	0	0	0	0
H/TOT	0	0	0	0	0	0	0	0	0
17:00	0	0	0	0	0	0	0	0	0
17:15	0	0	0	0	0	0	0	0	0
17:30	0	0	0	0	0	0	0	0	0
17:45	0	0	0	0	0	0	0	0	0
H/TOT	0	0	0	0	0	0	0	0	0
18:00	0	0	0	0	0	0	0	0	0
18:15	0	0	0	0	0	0	0	0	0
18:30	0	0	0	0	0	0	0	0	0
18:45	0	0	0	0	0	0	0	0	0
P/TOT	0	0	0	0	0	0	0	0	0
P/TOT	0	0	0	0	0	0	0	0	0



SITE: B

DATE: 06/10/2016

LOCATION: Crossfield Road / Lancaster Grove

DAY: Thursday

TIME	C to B								TOT	PCU's	C to A								TOT	PCU's
	CAR	LGV	OGV1	OGV2	PSV	MCL	PCL				CAR	LGV	OGV1	OGV2	PSV	MCL	PCL			
07:00	0	0	0	0	0	0	0	0	0	0	1	0	1	0	0	0	0	2	2.5	
07:15	0	0	0	0	0	0	0	0	0	0	1	0	0	0	0	0	0	1	1	
07:30	0	1	0	0	0	0	0	0	1	1	1	0	0	0	0	0	0	1	1	
07:45	0	0	0	0	0	0	0	0	0	0	5	1	0	0	0	0	0	6	6	
H/TOT	0	1	0	0	0	0	0	0	1	1	8	1	1	0	0	0	0	10	10.5	
08:00	0	0	0	0	0	0	0	0	0	0	4	0	0	0	0	0	1	5	4.2	
08:15	1	0	0	0	0	0	0	0	1	1	6	1	0	0	0	0	0	7	7	
08:30	2	0	0	0	0	0	0	0	2	2	5	0	0	0	1	0	0	6	7	
08:45	0	0	0	0	0	0	0	0	0	0	1	0	0	0	0	0	1	2	1.2	
H/TOT	3	0	0	0	0	0	0	0	3	3	16	1	0	0	1	0	2	20	19.4	
09:00	0	0	0	0	0	0	0	0	0	0	0	0	1	0	0	0	0	1	1.5	
09:15	2	0	0	0	0	0	0	0	2	2	1	0	1	0	0	0	0	2	2.5	
09:30	1	0	0	0	0	0	0	0	1	1	1	1	0	0	0	0	0	2	2	
09:45	0	0	0	0	0	0	0	0	0	0	1	0	0	0	0	0	0	1	1	
H/TOT	3	0	0	0	0	0	0	0	3	3	3	1	2	0	0	0	0	6	7	
10:00	1	1	1	0	0	0	0	0	3	3.5	2	0	0	0	0	0	0	2	2	
10:15	2	1	0	0	0	0	0	0	3	3	0	0	0	0	0	0	0	0	0	
10:30	0	1	0	0	0	0	0	0	1	1	2	1	0	0	0	0	0	3	3	
10:45	0	0	0	0	0	0	0	0	0	0	2	0	0	0	0	0	0	2	2	
H/TOT	3	3	1	0	0	0	0	0	7	7.5	6	1	0	0	0	0	0	7	7	
11:00	1	0	0	0	0	0	0	0	1	1	5	2	0	0	0	0	0	7	7	
11:15	2	1	0	0	0	0	0	0	3	3	0	0	0	0	0	0	0	0	0	
11:30	0	2	0	0	0	0	0	0	2	2	3	1	0	0	0	0	0	4	4	
11:45	0	0	0	0	0	0	0	0	0	0	4	1	0	0	0	0	0	5	5	
H/TOT	3	3	0	0	0	0	0	0	6	6	12	4	0	0	0	0	0	16	16	
12:00	1	0	0	0	0	0	0	0	1	1	3	2	0	0	0	0	0	5	5	
12:15	1	1	0	0	0	0	0	0	2	2	4	0	0	0	0	0	0	4	4	
12:30	0	2	0	0	0	0	0	0	2	2	1	3	0	0	0	0	0	4	4	
12:45	0	0	0	0	0	0	0	0	0	0	1	2	0	0	0	0	0	3	3	
H/TOT	2	3	0	0	0	0	0	0	5	5	9	7	0	0	0	0	0	16	16	
13:00	0	0	0	0	0	0	0	0	0	0	0	0	0	0	0	0	1	1	0.2	
13:15	1	1	0	0	0	0	0	0	2	2	2	0	0	0	0	0	0	2	2	
13:30	0	0	1	0	0	0	0	0	1	1.5	2	0	0	0	0	0	0	2	2	
13:45	0	0	0	0	0	0	0	0	0	0	0	1	0	0	0	0	0	1	1	
H/TOT	1	1	1	0	0	0	0	0	3	3.5	4	1	0	0	0	0	1	6	5.2	
14:00	1	1	0	0	0	0	0	0	2	2	0	2	0	0	0	0	0	2	2	
14:15	0	0	0	0	0	0	0	0	0	0	1	0	0	0	0	0	0	1	1	
14:30	0	0	0	0	0	0	0	0	0	0	2	1	0	0	0	0	0	3	3	
14:45	0	0	0	0	0	0	0	0	0	0	0	1	0	0	0	0	0	1	1	
H/TOT	1	1	0	0	0	0	0	0	2	2	3	4	0	0	0	0	0	7	7	
15:00	1	0	0	0	0	0	0	0	1	1	3	1	0	0	0	0	0	4	4	
15:15	1	0	0	0	0	0	0	0	1	1	4	1	0	0	0	0	0	5	5	
15:30	0	0	0	0	0	0	0	0	0	0	0	1	0	0	0	0	0	1	1	
15:45	0	0	0	0	0	0	0	0	0	0	1	0	0	0	0	0	0	1	1	
H/TOT	2	0	0	0	0	0	0	0	2	2	8	3	0	0	0	0	0	11	11	
16:00	1	0	0	0	0	0	0	0	1	1	2	2	0	0	0	0	1	5	4.2	
16:15	1	0	0	0	0	0	0	1	2	1.2	4	0	0	0	0	0	0	4	4	
16:30	1	1	0	0	0	0	0	1	3	2.2	2	0	0	0	0	0	1	3	2.2	
16:45	0	0	0	0	0	0	0	0	0	0	2	0	0	0	0	0	1	3	2.2	
H/TOT	3	1	0	0	0	0	0	2	6	4.4	10	2	0	0	0	0	3	15	12.6	
17:00	2	0	0	0	0	0	0	0	2	2	5	2	0	0	0	0	0	7	7	
17:15	0	0	0	0	0	0	0	0	0	0	2	0	0	0	0	0	0	2	2	
17:30	0	0	0	0	0	0	0	1	1	0.2	2	0	0	0	0	0	0	2	2	
17:45	0	0	0	0	0	0	0	0	0	0	0	0	0	0	0	0	0	0	0	
H/TOT	2	0	0	0	0	0	0	1	3	2.2	9	2	0	0	0	0	0	11	11	
18:00	1	0	0	0	0	0	0	0	1	1	4	1	0	0	0	0	0	5	5	
18:15	4	0	0	0	0	0	0	0	4	4	5	0	1	0	0	0	0	6	6.5	
18:30	1	0	0	0	0	0	0	0	1	1	2	0	0	0	0	0	0	2	2	
18:45	1	0	0	0	0	0	0	0	1	1	0	0	0	0	0	0	0	0	0	
P/TOT	7	0	0	0	0	0	0	0	7	7	11	1	1	0	0	0	0	13	13.5	
P/TOT	30	13	2	0	0	0	0	3	48	46.6	99	28	4	0	1	0	6	138	136.2	



SITE: B

DATE: 06/10/2016

LOCATION: Crossfield Road / Lancaster Grove

DAY: Thursday

TIME	C to C							TOT	PCU's
	CAR	LGV	OGV1	OGV2	PSV	MCL	PCL		
07:00	0	0	0	0	0	0	0	0	0
07:15	0	0	0	0	0	0	0	0	0
07:30	0	0	0	0	0	0	0	0	0
07:45	1	0	0	0	0	0	0	1	1
H/TOT	1	0	0	0	0	0	0	1	1
08:00	0	0	0	0	0	0	0	0	0
08:15	0	0	0	0	0	0	0	0	0
08:30	0	0	0	0	0	0	0	0	0
08:45	0	0	0	0	0	0	0	0	0
H/TOT	0	0	0	0	0	0	0	0	0
09:00	0	0	0	0	0	0	0	0	0
09:15	0	0	0	0	0	0	0	0	0
09:30	0	0	0	0	0	0	0	0	0
09:45	0	0	0	0	0	0	0	0	0
H/TOT	0	0	0	0	0	0	0	0	0
10:00	0	0	0	0	0	0	0	0	0
10:15	0	0	0	0	0	0	0	0	0
10:30	0	0	0	0	0	0	0	0	0
10:45	1	0	0	0	0	0	0	1	1
H/TOT	1	0	0	0	0	0	0	1	1
11:00	1	0	0	0	0	0	0	1	1
11:15	0	0	0	0	0	0	0	0	0
11:30	0	0	0	0	0	0	0	0	0
11:45	0	0	0	0	0	0	0	0	0
H/TOT	1	0	0	0	0	0	0	1	1
12:00	0	0	0	0	0	0	0	0	0
12:15	0	0	0	0	0	0	0	0	0
12:30	0	0	0	0	0	0	0	0	0
12:45	0	0	0	0	0	0	0	0	0
H/TOT	0	0	0	0	0	0	0	0	0
13:00	0	0	0	0	0	0	0	0	0
13:15	0	0	0	0	0	0	0	0	0
13:30	0	0	0	0	0	0	0	0	0
13:45	0	0	0	0	0	0	0	0	0
H/TOT	0	0	0	0	0	0	0	0	0
14:00	0	0	0	0	0	0	0	0	0
14:15	0	0	0	0	0	0	0	0	0
14:30	1	0	0	0	0	0	0	1	1
14:45	0	0	0	0	0	0	0	0	0
H/TOT	1	0	0	0	0	0	0	1	1
15:00	0	0	0	0	0	0	0	0	0
15:15	0	0	0	0	0	0	0	0	0
15:30	0	0	0	0	0	0	0	0	0
15:45	0	0	0	0	0	0	0	0	0
H/TOT	0	0	0	0	0	0	0	0	0
16:00	0	0	0	0	0	0	0	0	0
16:15	0	0	0	0	0	0	0	0	0
16:30	1	0	0	0	0	0	0	1	1
16:45	0	0	0	0	0	0	0	0	0
H/TOT	1	0	0	0	0	0	0	1	1
17:00	0	0	0	0	0	0	0	0	0
17:15	0	0	0	0	0	0	0	0	0
17:30	0	0	0	0	0	0	0	0	0
17:45	0	0	0	0	0	0	0	0	0
H/TOT	0	0	0	0	0	0	0	0	0
18:00	0	0	0	0	0	0	0	0	0
18:15	0	0	0	0	0	0	0	0	0
18:30	0	0	0	0	0	0	0	0	0
18:45	0	0	0	0	0	0	0	0	0
P/TOT	0	0	0	0	0	0	0	0	0
P/TOT	5	0	0	0	0	0	0	5	5



SITE: B

DATE: 06/10/2016

LOCATION: Crossfield Road / Lancaster Grove

DAY: Thursday

TIME	TO ARM A								TOT	PCU's	FROM ARM A								TOT	PCU's
	CAR	LGV	OGV1	OGV2	PSV	MCL	PCL	CAR			LGV	OGV1	OGV2	PSV	MCL	PCL				
07:00	3	0	1	0	0	0	0	2	6	4.9	4	0	0	0	0	0	0	4	4	
07:15	5	1	0	0	0	0	0	1	7	6.2	3	0	0	0	0	2	1	6	4	
07:30	4	0	0	0	0	0	0	1	5	4.2	14	1	0	0	0	0	1	16	15.2	
07:45	12	2	0	0	0	0	0	0	14	14	31	0	2	0	0	0	7	40	35.4	
H/TOT	24	3	1	0	0	0	0	4	32	29.3	52	1	2	0	0	2	9	66	58.6	
08:00	9	0	0	0	0	0	0	2	11	9.4	45	3	0	0	0	0	4	52	48.8	
08:15	14	1	0	0	0	0	0	0	15	15	17	1	0	0	0	0	0	18	18	
08:30	11	1	0	0	1	0	0	0	13	14	14	2	0	0	0	0	3	19	16.6	
08:45	7	1	0	0	0	0	0	1	9	8.2	7	2	0	0	0	1	1	11	9.6	
H/TOT	41	3	0	0	1	0	0	3	48	46.6	83	8	0	0	0	1	8	100	93	
09:00	5	1	1	0	0	0	0	1	8	7.7	9	2	1	0	0	0	2	14	12.9	
09:15	1	1	2	0	0	0	0	1	5	5.2	6	1	0	0	0	0	2	9	7.4	
09:30	3	4	1	0	0	0	0	1	9	8.7	7	0	1	0	0	0	1	9	8.7	
09:45	5	0	0	0	0	0	0	1	6	5.2	8	1	0	0	0	1	1	11	9.6	
H/TOT	14	6	4	0	0	0	0	4	28	26.8	30	4	2	0	0	1	6	43	38.6	
10:00	3	2	0	0	0	1	0	0	6	5.4	7	4	2	0	0	1	0	14	14.4	
10:15	2	1	0	0	0	0	0	0	3	3	3	1	0	0	0	2	1	7	5	
10:30	9	1	0	0	0	0	0	0	10	10	5	3	2	0	0	0	0	10	11	
10:45	5	0	0	0	0	0	0	2	7	5.4	11	2	1	0	0	1	0	15	14.9	
H/TOT	19	4	0	0	0	1	0	2	26	23.8	26	10	5	0	0	4	1	46	45.3	
11:00	10	2	2	0	0	0	0	0	14	15	15	2	1	0	0	0	0	18	18.5	
11:15	8	0	0	0	0	0	0	0	8	8	3	1	1	0	0	0	1	6	5.7	
11:30	11	5	1	0	0	0	0	0	17	17.5	7	0	0	0	1	0	0	8	9	
11:45	8	3	0	0	0	1	2	2	14	11.8	11	2	0	0	0	0	1	14	13.2	
H/TOT	37	10	3	0	0	1	2	2	53	52.3	36	5	2	0	1	0	2	46	46.4	
12:00	11	5	0	0	0	0	0	0	16	16	4	5	0	0	0	0	0	9	9	
12:15	6	1	0	0	0	0	0	0	7	7	10	3	2	0	0	0	1	16	16.2	
12:30	6	4	1	0	0	0	0	0	11	11.5	4	2	0	0	0	0	0	6	6	
12:45	2	3	1	0	0	0	0	0	6	6.5	4	3	0	0	0	1	1	9	7.6	
H/TOT	25	13	2	0	0	0	0	0	40	41	22	13	2	0	0	1	2	40	38.8	
13:00	3	2	0	0	0	0	0	3	8	5.6	4	0	1	0	0	0	0	5	5.5	
13:15	8	2	1	0	0	0	2	1	14	12.5	7	1	0	0	0	0	2	10	8.4	
13:30	5	0	0	0	0	0	0	3	8	5.6	8	1	0	0	0	1	1	11	9.6	
13:45	4	2	1	0	1	0	0	0	8	9.5	2	3	0	0	0	0	0	5	5	
H/TOT	20	6	2	0	1	2	7	7	38	33.2	21	5	1	0	0	1	3	31	28.5	
14:00	6	3	0	0	0	1	4	4	14	10.2	5	2	0	0	0	2	0	9	7.8	
14:15	6	2	0	0	0	0	1	1	9	8.2	6	0	0	0	0	0	0	6	6	
14:30	8	3	0	0	0	0	0	0	11	11	8	1	0	0	0	0	0	9	9	
14:45	8	2	1	0	0	0	0	1	12	11.7	1	1	0	0	0	0	0	2	2	
H/TOT	28	10	1	0	0	1	6	6	46	41.1	20	4	0	0	0	2	0	26	24.8	
15:00	8	2	0	0	0	1	1	1	12	10.6	8	0	0	0	0	0	1	9	8.2	
15:15	16	2	0	0	0	0	0	0	18	18	13	0	0	0	0	0	0	13	13	
15:30	9	4	0	0	2	0	1	1	16	17.2	24	1	0	0	0	1	0	26	25.4	
15:45	10	2	0	0	0	1	0	0	13	12.4	14	2	0	0	0	0	1	17	16.2	
H/TOT	43	10	0	0	2	2	2	2	59	58.2	59	3	0	0	0	1	2	65	62.8	
16:00	10	5	0	0	0	0	5	5	20	16	25	0	0	0	0	0	0	25	25	
16:15	14	1	0	0	0	0	1	2	18	15.8	14	1	0	0	0	0	0	15	15	
16:30	7	2	0	0	0	0	0	1	10	9.2	9	2	0	0	0	0	1	12	11.2	
16:45	8	5	0	0	0	1	1	1	15	13.6	13	1	0	0	0	0	2	16	14.4	
H/TOT	39	13	0	0	0	2	9	9	63	54.6	61	4	0	0	0	0	3	68	65.6	
17:00	13	2	0	0	0	0	1	1	16	15.2	10	1	0	0	1	0	2	14	13.4	
17:15	9	0	1	0	0	1	3	3	14	11.5	6	0	1	0	0	2	0	9	8.3	
17:30	10	0	0	0	0	1	2	2	13	10.8	4	2	0	0	0	0	0	6	6	
17:45	9	0	0	0	0	1	0	0	10	9.4	5	0	0	0	0	1	1	7	5.6	
H/TOT	41	2	1	0	0	3	6	6	53	46.9	25	3	1	0	1	3	3	36	33.3	
18:00	10	1	1	0	0	1	2	2	15	13.3	6	0	0	0	0	0	0	6	6	
18:15	14	2	1	0	1	0	2	2	20	19.9	7	1	0	0	0	0	0	8	8	
18:30	18	4	0	0	0	0	2	2	24	22.4	22	0	0	0	0	0	0	22	22	
18:45	13	0	0	0	0	0	1	1	14	13.2	15	0	0	0	0	0	1	16	15.2	
P/TOT	55	7	2	0	1	1	7	7	73	68.8	50	1	0	0	0	0	1	52	51.2	
P/TOT	386	87	16	0	5	13	52	52	559	522.6	485	61	15	0	2	16	40	619	586.9	



SITE: B

DATE: 06/10/2016

LOCATION: Crossfield Road / Lancaster Grove

DAY: Thursday

TIME	TO ARM B								TOT	PCU's	FROM ARM B								TOT	PCU's
	CAR	LGV	OGV1	OGV2	PSV	MCL	PCL	CAR			LGV	OGV1	OGV2	PSV	MCL	PCL				
07:00	2	0	0	0	0	0	0	2	2	2	0	0	0	0	0	2	4	2.4		
07:15	1	0	0	0	0	2	0	3	1.8	4	1	0	0	0	0	2	7	5.4		
07:30	7	2	0	0	0	0	1	10	9.2	4	0	0	0	0	0	1	5	4.2		
07:45	10	0	0	0	0	0	6	16	11.2	11	3	0	0	0	0	1	15	14.2		
H/TOT	20	2	0	0	0	2	7	31	24.2	21	4	0	0	0	0	6	31	26.2		
08:00	14	1	0	0	0	0	4	19	15.8	16	0	1	0	0	0	1	18	17.7		
08:15	4	0	0	0	0	0	0	4	4	13	1	0	0	0	0	0	14	14		
08:30	9	2	0	0	0	0	3	14	11.6	8	1	0	0	0	0	0	9	9		
08:45	4	1	0	0	0	1	1	7	5.6	8	1	0	0	0	0	0	9	9		
H/TOT	31	4	0	0	0	1	8	44	37	45	3	1	0	0	0	1	50	49.7		
09:00	6	1	0	0	0	0	2	9	7.4	4	2	0	0	0	0	1	7	6.2		
09:15	3	0	0	0	0	0	1	4	3.2	1	2	1	0	0	0	1	5	4.7		
09:30	4	0	1	0	0	0	1	6	5.7	4	4	1	0	0	1	1	11	10.1		
09:45	4	0	0	0	0	1	1	6	4.6	5	0	0	0	0	0	1	6	5.2		
H/TOT	17	1	1	0	0	1	5	25	20.9	14	8	2	0	0	1	4	29	26.2		
10:00	6	4	2	0	0	1	0	13	13.4	5	3	0	0	0	1	0	9	8.4		
10:15	4	1	0	0	0	2	1	8	6	4	3	0	0	0	0	0	7	7		
10:30	1	2	1	0	0	0	0	4	4.5	8	1	0	0	0	0	0	9	9		
10:45	1	0	1	0	0	0	0	2	2.5	3	1	0	0	0	0	2	6	4.4		
H/TOT	12	7	4	0	0	3	1	27	26.4	20	8	0	0	0	1	2	31	28.8		
11:00	6	0	1	0	0	0	0	7	7.5	5	0	2	0	0	0	0	7	8		
11:15	4	2	0	0	0	0	0	6	6	12	0	0	0	0	0	0	12	12		
11:30	5	2	0	0	0	0	0	7	7	8	5	1	0	0	0	0	14	14.5		
11:45	4	1	0	0	0	0	1	6	5.2	4	2	0	0	0	1	2	9	6.8		
H/TOT	19	5	1	0	0	0	1	26	25.7	29	7	3	0	0	1	2	42	41.3		
12:00	3	2	0	0	0	0	0	5	5	8	2	0	0	0	0	0	10	10		
12:15	7	2	1	0	0	0	1	11	10.7	6	2	0	0	0	0	0	8	8		
12:30	3	3	0	0	0	0	0	6	6	8	0	1	0	0	0	0	9	9.5		
12:45	3	3	0	0	0	1	1	8	6.6	2	1	1	0	0	0	0	4	4.5		
H/TOT	16	10	1	0	0	1	2	30	28.3	24	5	2	0	0	0	0	31	32		
13:00	2	0	1	0	0	0	0	3	3.5	4	3	0	0	0	0	2	9	7.4		
13:15	4	1	0	0	0	0	2	7	5.4	6	1	1	0	0	2	1	11	9.5		
13:30	7	0	1	0	0	0	0	8	8.5	3	1	0	0	0	0	3	7	4.6		
13:45	1	0	0	0	0	0	0	1	1	8	1	1	0	1	0	0	11	12.5		
H/TOT	14	1	2	0	0	0	2	19	18.4	21	6	2	0	1	2	6	38	34		
14:00	3	2	0	0	0	2	0	7	5.8	5	1	0	0	0	1	4	11	7.2		
14:15	4	0	0	0	0	0	0	4	4	7	2	0	0	0	0	1	10	9.2		
14:30	3	1	0	0	0	0	0	4	4	6	2	0	0	0	0	0	8	8		
14:45	1	1	0	0	0	0	0	2	2	10	1	1	0	0	0	1	13	12.7		
H/TOT	11	4	0	0	0	2	0	17	15.8	28	6	1	0	0	1	6	42	37.1		
15:00	4	0	0	0	0	0	1	5	4.2	5	1	0	0	0	1	1	8	6.6		
15:15	5	0	0	0	0	0	0	5	5	13	1	0	0	0	0	0	14	14		
15:30	7	1	0	0	0	1	0	9	8.4	9	4	0	0	2	0	1	16	17.2		
15:45	3	0	0	0	0	0	1	4	3.2	13	2	0	0	0	1	0	16	15.4		
H/TOT	19	1	0	0	0	1	2	23	20.8	40	8	0	0	2	2	2	54	53.2		
16:00	7	0	0	0	0	0	0	7	7	11	3	0	0	0	0	4	18	14.8		
16:15	6	1	0	0	0	0	1	8	7.2	11	1	0	0	0	2	2	16	13.2		
16:30	2	2	0	0	0	0	1	5	4.2	8	3	0	0	0	0	0	11	11		
16:45	5	1	0	0	0	0	2	8	6.4	9	5	0	0	0	1	1	16	14.6		
H/TOT	20	4	0	0	0	0	4	28	24.8	39	12	0	0	0	3	7	61	53.6		
17:00	3	1	0	0	0	0	1	5	4.2	10	0	0	0	0	0	1	11	10.2		
17:15	2	0	1	0	0	2	0	5	4.3	11	0	1	0	0	1	3	16	13.5		
17:30	2	0	0	0	0	0	1	3	2.2	9	0	0	0	0	1	2	12	9.8		
17:45	3	0	0	0	0	0	0	3	3	11	0	0	0	0	1	0	12	11.4		
H/TOT	10	1	1	0	0	2	2	16	13.7	41	0	1	0	0	3	6	51	44.9		
18:00	4	0	0	0	0	0	0	4	4	9	2	1	0	0	1	2	15	13.3		
18:15	9	1	0	0	0	0	0	10	10	12	2	0	0	1	1	2	18	16.8		
18:30	6	0	0	0	0	0	0	6	6	17	4	0	0	0	0	2	23	21.4		
18:45	7	0	0	0	0	0	1	8	7.2	17	0	0	0	0	0	1	18	17.2		
P/TOT	26	1	0	0	0	0	1	28	27.2	55	8	1	0	1	2	7	74	68.7		
P/TOT	215	41	10	0	0	13	35	314	283.2	377	75	13	0	4	16	49	534	495.7		



SITE: B

DATE: 06/10/2016

LOCATION: Crossfield Road / Lancaster Grove

DAY: Thursday

TIME	TO ARM C								TOT	PCU's	FROM ARM C								TOT	PCU's
	CAR	LGV	OGV1	OGV2	PSV	MCL	PCL	CAR			LGV	OGV1	OGV2	PSV	MCL	PCL				
07:00	2	0	0	0	0	0	0	2	2	1	0	1	0	0	0	0	2	2.5		
07:15	2	0	0	0	0	0	2	4	2.4	1	0	0	0	0	0	0	1	1		
07:30	8	0	0	0	0	0	0	8	8	1	1	0	0	0	0	0	2	2		
07:45	26	2	2	0	0	0	2	32	31.4	6	1	0	0	0	0	0	7	7		
H/TOT	38	2	2	0	0	0	4	46	43.8	9	2	1	0	0	0	0	12	12.5		
08:00	42	2	1	0	0	0	0	45	45.5	4	0	0	0	0	0	1	5	4.2		
08:15	19	2	0	0	0	0	0	21	21	7	1	0	0	0	0	0	8	8		
08:30	9	0	0	0	0	0	0	9	9	7	0	0	0	1	0	0	8	9		
08:45	5	1	0	0	0	0	0	6	6	1	0	0	0	0	0	1	2	1.2		
H/TOT	75	5	1	0	0	0	0	81	81.5	19	1	0	0	1	0	2	23	22.4		
09:00	2	2	1	0	0	0	0	5	5.5	0	0	1	0	0	0	0	1	1.5		
09:15	6	2	0	0	0	0	1	9	8.2	3	0	1	0	0	0	0	4	4.5		
09:30	6	1	0	0	0	1	0	8	7.4	2	1	0	0	0	0	0	3	3		
09:45	5	1	0	0	0	0	0	6	6	1	0	0	0	0	0	0	1	1		
H/TOT	19	6	1	0	0	1	1	28	27.1	6	1	2	0	0	0	0	9	10		
10:00	6	2	1	0	0	0	0	9	9.5	3	1	1	0	0	0	0	5	5.5		
10:15	3	3	0	0	0	0	0	6	6	2	1	0	0	0	0	0	3	3		
10:30	5	3	1	0	0	0	0	9	9.5	2	2	0	0	0	0	0	4	4		
10:45	11	3	0	0	0	1	0	15	14.4	3	0	0	0	0	0	0	3	3		
H/TOT	25	11	2	0	0	1	0	39	39.4	10	4	1	0	0	0	0	15	15.5		
11:00	11	2	0	0	0	0	0	13	13	7	2	0	0	0	0	0	9	9		
11:15	5	0	1	0	0	0	1	7	6.7	2	1	0	0	0	0	0	3	3		
11:30	2	1	0	0	1	0	0	4	5	3	3	0	0	0	0	0	6	6		
11:45	7	1	0	0	0	0	0	8	8	4	1	0	0	0	0	0	5	5		
H/TOT	25	4	1	0	1	0	1	32	32.7	16	7	0	0	0	0	0	23	23		
12:00	2	2	0	0	0	0	0	4	4	4	2	0	0	0	0	0	6	6		
12:15	8	3	1	0	0	0	0	12	12.5	5	1	0	0	0	0	0	6	6		
12:30	4	0	0	0	0	0	0	4	4	1	5	0	0	0	0	0	6	6		
12:45	2	0	0	0	0	0	0	2	2	1	2	0	0	0	0	0	3	3		
H/TOT	16	5	1	0	0	0	0	22	22.5	11	10	0	0	0	0	0	21	21		
13:00	3	1	0	0	0	0	0	4	4	0	0	0	0	0	0	1	1	0.2		
13:15	4	0	0	0	0	0	0	4	4	3	1	0	0	0	0	0	4	4		
13:30	1	2	0	0	0	1	1	5	3.6	2	0	1	0	0	0	0	3	3.5		
13:45	5	3	0	0	0	0	0	8	8	0	1	0	0	0	0	0	1	1		
H/TOT	13	6	0	0	0	1	1	21	19.6	5	2	1	0	0	0	1	9	8.7		
14:00	2	1	0	0	0	0	0	3	3	1	3	0	0	0	0	0	4	4		
14:15	4	0	0	0	0	0	0	4	4	1	0	0	0	0	0	0	1	1		
14:30	6	0	0	0	0	0	0	6	6	3	1	0	0	0	0	0	4	4		
14:45	2	0	0	0	0	0	0	2	2	0	1	0	0	0	0	0	1	1		
H/TOT	14	1	0	0	0	0	0	15	15	5	5	0	0	0	0	0	10	10		
15:00	5	0	0	0	0	0	0	5	5	4	1	0	0	0	0	0	5	5		
15:15	10	0	0	0	0	0	0	10	10	5	1	0	0	0	0	0	6	6		
15:30	17	1	0	0	0	0	0	18	18	0	1	0	0	0	0	0	1	1		
15:45	15	2	0	0	0	0	0	17	17	1	0	0	0	0	0	0	1	1		
H/TOT	47	3	0	0	0	0	0	50	50	10	3	0	0	0	0	0	13	13		
16:00	22	0	0	0	0	0	0	22	22	3	2	0	0	0	0	1	6	5.2		
16:15	10	0	0	0	0	1	0	11	10.4	5	0	0	0	0	0	1	6	5.2		
16:30	12	2	0	0	0	0	1	15	14.2	4	1	0	0	0	0	2	7	5.4		
16:45	11	0	0	0	0	0	1	12	11.2	2	0	0	0	0	0	1	3	2.2		
H/TOT	55	2	0	0	0	1	2	60	57.8	14	3	0	0	0	0	5	22	18		
17:00	11	0	0	0	1	0	1	13	13.2	7	2	0	0	0	0	0	9	9		
17:15	8	0	0	0	0	0	0	8	8	2	0	0	0	0	0	0	2	2		
17:30	3	2	0	0	0	0	0	5	5	2	0	0	0	0	0	1	3	2.2		
17:45	4	0	0	0	0	1	1	6	4.6	0	0	0	0	0	0	0	0	0		
H/TOT	26	2	0	0	1	1	2	32	30.8	11	2	0	0	0	0	1	14	13.2		
18:00	6	2	0	0	0	0	0	8	8	5	1	0	0	0	0	0	6	6		
18:15	5	0	0	0	0	1	0	6	5.4	9	0	1	0	0	0	0	10	10.5		
18:30	18	0	0	0	0	0	0	18	18	3	0	0	0	0	0	0	3	3		
18:45	13	0	0	0	0	0	0	13	13	1	0	0	0	0	0	0	1	1		
P/TOT	42	2	0	0	0	1	0	45	44.4	18	1	1	0	0	0	0	20	20.5		
P/TOT	395	49	8	0	2	6	11	471	464.6	134	41	6	0	1	0	9	191	187.8		



SITE: B

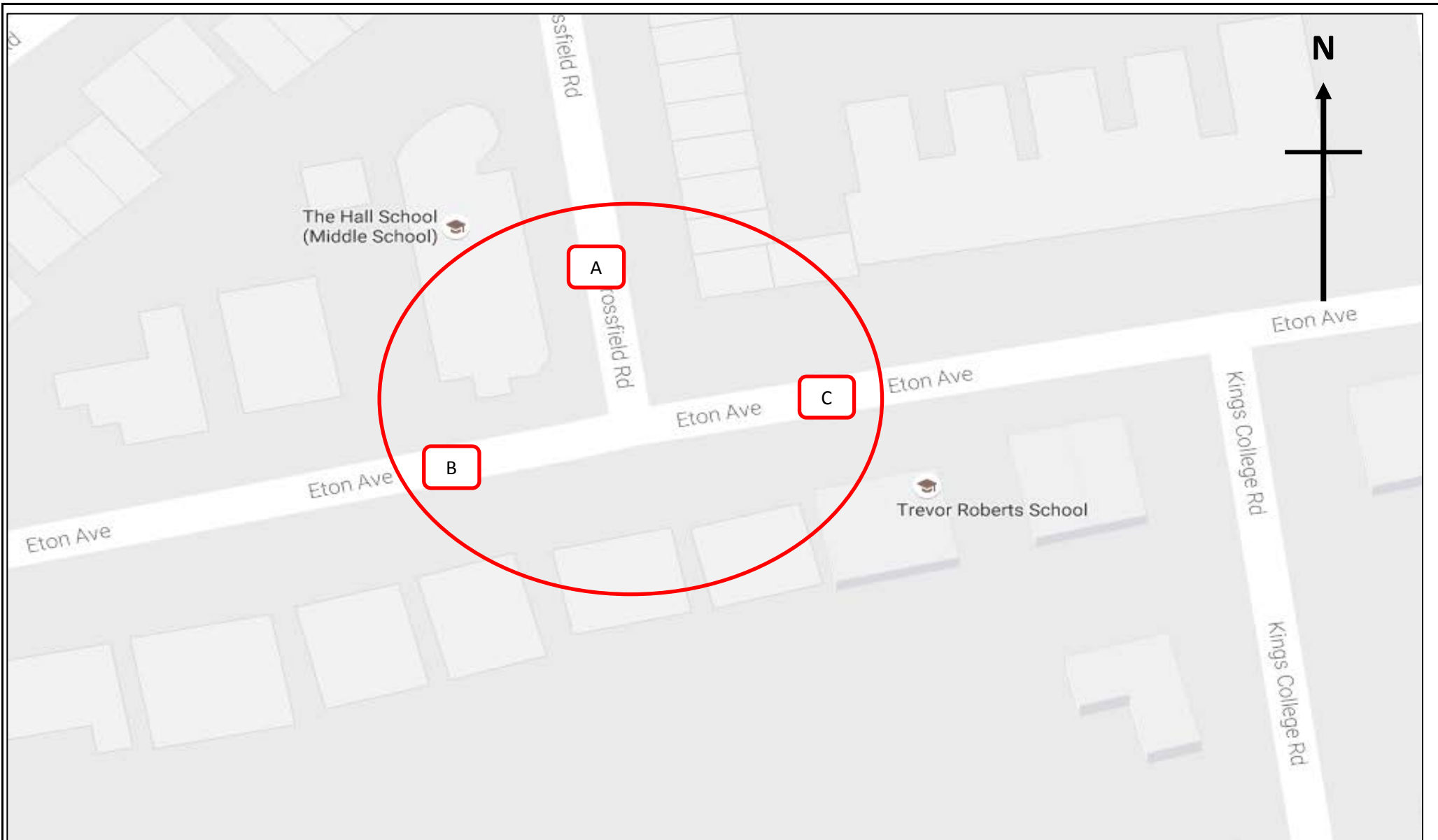
DATE: 06/10/2016

LOCATION: Crossfield Road / Lancaster Grove

DAY: Thursday

TIME	JUNCTION TOTAL							TOT	PCU's
	CAR	LGV	OGV1	OGV2	PSV	MCL	PCL		
07:00	7	0	1	0	0	0	2	10	8.9
07:15	8	1	0	0	0	2	3	14	10.4
07:30	19	2	0	0	0	0	2	23	21.4
07:45	48	4	2	0	0	0	8	62	56.6
H/TOT	82	7	3	0	0	2	15	109	97.3
08:00	65	3	1	0	0	0	6	75	70.7
08:15	37	3	0	0	0	0	0	40	40
08:30	29	3	0	0	1	0	3	36	34.6
08:45	16	3	0	0	0	1	2	22	19.8
H/TOT	147	12	1	0	1	1	11	173	165.1
09:00	13	4	2	0	0	0	3	22	20.6
09:15	10	3	2	0	0	0	3	18	16.6
09:30	13	5	2	0	0	1	2	23	21.8
09:45	14	1	0	0	0	1	2	18	15.8
H/TOT	50	13	6	0	0	2	10	81	74.8
10:00	15	8	3	0	0	2	0	28	28.3
10:15	9	5	0	0	0	2	1	17	15
10:30	15	6	2	0	0	0	0	23	24
10:45	17	3	1	0	0	1	2	24	22.3
H/TOT	56	22	6	0	0	5	3	92	89.6
11:00	27	4	3	0	0	0	0	34	35.5
11:15	17	2	1	0	0	0	1	21	20.7
11:30	18	8	1	0	1	0	0	28	29.5
11:45	19	5	0	0	0	1	3	28	25
H/TOT	81	19	5	0	1	1	4	111	110.7
12:00	16	9	0	0	0	0	0	25	25
12:15	21	6	2	0	0	0	1	30	30.2
12:30	13	7	1	0	0	0	0	21	21.5
12:45	7	6	1	0	0	1	1	16	15.1
H/TOT	57	28	4	0	0	1	2	92	91.8
13:00	8	3	1	0	0	0	3	15	13.1
13:15	16	3	1	0	0	2	3	25	21.9
13:30	13	2	1	0	0	1	4	21	17.7
13:45	10	5	1	0	1	0	0	17	18.5
H/TOT	47	13	4	0	1	3	10	78	71.2
14:00	11	6	0	0	0	3	4	24	19
14:15	14	2	0	0	0	0	1	17	16.2
14:30	17	4	0	0	0	0	0	21	21
14:45	11	3	1	0	0	0	1	16	15.7
H/TOT	53	15	1	0	0	3	6	78	71.9
15:00	17	2	0	0	0	1	2	22	19.8
15:15	31	2	0	0	0	0	0	33	33
15:30	33	6	0	0	2	1	1	43	43.6
15:45	28	4	0	0	0	1	1	34	32.6
H/TOT	109	14	0	0	2	3	4	132	129
16:00	39	5	0	0	0	0	5	49	45
16:15	30	2	0	0	0	2	3	37	33.4
16:30	21	6	0	0	0	0	3	30	27.6
16:45	24	6	0	0	0	1	4	35	31.2
H/TOT	114	19	0	0	0	3	15	151	137.2
17:00	27	3	0	0	1	0	3	34	32.6
17:15	19	0	2	0	0	3	3	27	23.8
17:30	15	2	0	0	0	1	3	21	18
17:45	16	0	0	0	0	2	1	19	17
H/TOT	77	5	2	0	1	6	10	101	91.4
18:00	20	3	1	0	0	1	2	27	25.3
18:15	28	3	1	0	1	1	2	36	35.3
18:30	42	4	0	0	0	0	2	48	46.4
18:45	33	0	0	0	0	0	2	35	33.4
P/TOT	123	10	2	0	1	2	8	146	140.4
P/TOT	996	177	34	0	7	32	98	1344	1270.4

PEAK HOUR CALCULATION	TOT	PCU's
07:00 to 08:00	109	97.3
07:15 to 08:15	174	159.1
07:30 to 08:30	200	188.7
07:45 to 08:45	213	201.9
08:00 to 09:00	173	165.1
08:15 to 09:15	120	115
08:30 to 09:30	98	91.6
08:45 to 09:45	85	78.8
09:00 to 10:00	81	74.8
09:15 to 10:15	87	82.5
09:30 to 10:30	86	80.9
09:45 to 10:45	86	83.1
10:00 to 11:00	92	89.6
10:15 to 11:15	98	96.8
10:30 to 11:30	102	102.5
10:45 to 11:45	107	108
A.M. Peak	213	201.9
11:00 to 12:00	111	110.7
11:15 to 12:15	102	100.2
11:30 to 12:30	111	109.7
11:45 to 12:45	104	101.7
12:00 to 13:00	92	91.8
12:15 to 13:15	82	79.9
12:30 to 13:30	77	71.6
12:45 to 13:45	77	67.8
13:00 to 14:00	78	71.2
13:15 to 14:15	87	77.1
13:30 to 14:30	79	71.4
13:45 to 14:45	79	74.7
14:00 to 15:00	78	71.9
14:15 to 15:15	76	72.7
14:30 to 15:30	92	89.5
14:45 to 15:45	114	112.1
Inter Peak	114	112.1
15:00 to 16:00	132	129
15:15 to 16:15	159	154.2
15:30 to 16:30	163	154.6
15:45 to 16:45	150	138.6
16:00 to 17:00	151	137.2
16:15 to 17:15	136	124.8
16:30 to 17:30	126	115.2
16:45 to 17:45	117	105.6
17:00 to 18:00	101	91.4
17:15 to 18:15	94	84.1
17:30 to 18:30	103	95.6
17:45 to 18:45	130	124
18:00 to 19:00	146	140.4
P.M. Peak	163	154.6



	Site / Location:	Site C, Eton Avenue/Crossfield Road	Project No:	6755	Drawing No:	6755-03	Drawn By:	SR
	Survey Date:	Thursday 6th October 2016		Project Name:	Crossfield Road, Belsize			
	Survey Times:	07:00 to 19:00		Drawing Title:	Site Layout and Observed Movements			



SITE: C

DATE: 06/10/2016

LOCATION: Eton Avenue/Crossfield Road

DAY: Thursday

TIME	A to C								TOT	PCU's	A to B								TOT	PCU's		
	CAR	LGV	OGV1	OGV2	PSV	MCL	PCL	CAR			LGV	OGV1	OGV2	PSV	MCL	PCL						
07:00	0	0	0	0	0	0	0	0	0	0	0	0	0	0	0	0	0	0	0	0	0	0
07:15	0	0	0	0	0	0	0	0	0	0	1	0	0	0	0	0	0	1	2	1.2	2	1.2
07:30	3	0	0	0	0	0	0	3	3	3	3	0	0	0	0	0	0	3	3	3	3	3
07:45	13	0	0	0	0	0	0	13	13	6	1	2	0	0	0	0	0	9	10	9	10	10
H/TOT	16	0	0	0	0	0	0	16	16	10	1	2	0	0	0	0	1	14	14.2	14	14.2	
08:00	24	0	1	0	0	0	0	25	25.5	18	1	0	0	0	0	0	19	19	19	19	19	19
08:15	16	1	0	0	1	0	0	18	19	6	0	0	0	0	0	0	6	6	6	6	6	6
08:30	6	0	0	0	0	0	1	7	6.2	5	0	0	0	0	0	0	5	5	5	5	5	5
08:45	2	0	0	0	0	0	0	2	2	1	1	0	0	0	0	0	2	2	2	2	2	2
H/TOT	48	1	1	0	1	0	1	52	52.7	30	2	0	0	0	0	0	32	32	32	32	32	32
09:00	2	1	1	0	0	0	0	4	4.5	0	1	0	0	0	0	0	1	1	1	1	1	1
09:15	4	2	0	0	0	0	0	6	6	2	0	0	0	0	0	1	3	2.2	3	2.2	3	2.2
09:30	5	1	0	0	0	1	0	7	6.4	1	0	0	0	0	0	0	1	1	1	1	1	1
09:45	5	1	0	0	0	0	0	6	6	1	0	0	0	0	0	0	1	1	1	1	1	1
H/TOT	16	5	1	0	0	1	0	23	22.9	4	1	0	0	0	0	1	6	5.2	6	5.2	6	5.2
10:00	3	0	1	0	0	0	0	4	4.5	3	0	0	0	0	0	0	3	3	3	3	3	3
10:15	2	1	0	0	0	0	0	3	3	1	0	0	0	0	0	0	1	1	1	1	1	1
10:30	3	1	0	0	0	0	0	4	4	2	1	1	0	0	0	0	4	4.5	4	4.5	4	4.5
10:45	2	0	0	0	0	0	0	2	2	9	3	0	0	0	0	1	13	12.4	13	12.4	13	12.4
H/TOT	10	2	1	0	0	0	0	13	13.5	15	4	1	0	0	0	1	21	20.9	21	20.9	21	20.9
11:00	4	0	0	0	0	0	0	4	4	6	1	0	0	0	0	0	7	7	7	7	7	7
11:15	3	0	1	0	0	0	1	5	4.7	3	0	0	0	0	0	0	3	3	3	3	3	3
11:30	0	1	0	0	0	0	0	1	1	1	0	0	0	0	0	0	1	1	1	1	1	1
11:45	2	1	0	0	0	0	0	3	3	5	0	0	0	0	0	0	5	5	5	5	5	5
H/TOT	9	2	1	0	0	0	1	13	12.7	15	1	0	0	0	0	0	16	16	16	16	16	16
12:00	1	0	0	0	0	0	0	1	1	2	0	0	0	0	0	0	2	2	2	2	2	2
12:15	4	2	0	0	0	0	0	6	6	5	2	0	0	0	0	0	7	7	7	7	7	7
12:30	2	0	0	0	0	0	0	2	2	1	0	1	0	0	0	0	2	2.5	2	2.5	2	2.5
12:45	1	1	0	0	0	0	0	2	2	2	0	0	0	0	0	0	2	2	2	2	2	2
H/TOT	8	3	0	0	0	0	0	11	11	10	2	1	0	0	0	0	13	13.5	13	13.5	13	13.5
13:00	2	1	0	0	0	0	0	3	3	1	0	0	0	0	0	0	1	1	1	1	1	1
13:15	2	0	0	0	0	0	0	2	2	2	0	0	0	0	0	0	2	2	2	2	2	2
13:30	1	1	0	0	0	0	0	2	2	0	1	0	0	0	1	1	3	1.6	3	1.6	3	1.6
13:45	1	1	0	0	0	0	0	2	2	5	1	0	0	0	0	0	6	6	6	6	6	6
H/TOT	6	3	0	0	0	0	0	9	9	8	2	0	0	0	0	1	12	10.6	12	10.6	12	10.6
14:00	1	0	0	0	0	0	0	1	1	1	1	0	0	0	0	0	2	2	2	2	2	2
14:15	1	0	0	0	0	0	0	1	1	2	0	0	0	0	0	0	2	2	2	2	2	2
14:30	3	0	0	0	0	0	0	3	3	3	0	0	0	0	0	0	3	3	3	3	3	3
14:45	1	0	0	0	0	0	0	1	1	1	0	0	0	0	0	0	1	1	1	1	1	1
H/TOT	6	0	0	0	0	0	0	6	6	7	1	0	0	0	0	0	8	8	8	8	8	8
15:00	3	0	0	0	0	1	0	4	3.4	2	0	0	0	0	0	0	2	2	2	2	2	2
15:15	2	0	0	0	0	0	0	2	2	2	0	0	0	0	0	0	2	2	2	2	2	2
15:30	4	1	0	0	0	0	0	5	5	5	1	0	0	0	0	0	6	6	6	6	6	6
15:45	9	2	0	0	0	0	0	11	11	6	0	0	0	0	0	0	6	6	6	6	6	6
H/TOT	18	3	0	0	0	1	0	22	21.4	15	1	0	0	0	0	0	16	16	16	16	16	16
16:00	18	0	0	0	0	0	0	18	18	13	0	0	0	0	0	0	13	13	13	13	13	13
16:15	5	0	0	0	0	0	0	5	5	5	0	0	0	0	1	0	6	5.4	6	5.4	6	5.4
16:30	9	2	0	0	0	0	0	11	11	2	0	0	0	0	0	1	3	2.2	3	2.2	3	2.2
16:45	6	0	0	0	0	0	0	6	6	3	0	0	0	0	0	1	4	3.2	4	3.2	4	3.2
H/TOT	38	2	0	0	0	0	0	40	40	23	0	0	0	0	1	2	26	23.8	26	23.8	26	23.8
17:00	12	0	0	0	1	0	0	13	14	5	0	0	0	0	0	1	6	5.2	6	5.2	6	5.2
17:15	3	0	0	0	0	0	0	3	3	4	0	0	0	0	0	0	4	4	4	4	4	4
17:30	3	1	0	0	0	0	0	4	4	1	1	0	0	0	0	0	2	2	2	2	2	2
17:45	0	0	0	0	0	1	0	1	0.4	2	0	0	0	0	0	1	3	2.2	3	2.2	3	2.2
H/TOT	18	1	0	0	1	1	0	21	21.4	12	1	0	0	0	0	2	15	13.4	15	13.4	15	13.4
18:00	3	1	0	0	0	0	0	4	4	4	1	0	0	0	0	0	5	5	5	5	5	5
18:15	2	0	0	0	0	1	0	3	2.4	1	0	0	0	0	0	0	1	1	1	1	1	1
18:30	7	0	0	0	0	0	1	8	7.2	4	0	0	0	0	0	0	4	4	4	4	4	4
18:45	8	0	0	0	0	0	1	9	8.2	3	0	0	0	0	0	0	3	3	3	3	3	3
H/TOT	20	1	0	0	0	1	2	24	21.8	12	1	0	0	0	0	0	13	13	13	13	13	13
P/TOT	213	23	4	0	2	4	4	250	248.4	161	17	4	0	0	0	3	7	192	186.6	192	186.6	186.6



SITE: C

DATE: 06/10/2016

LOCATION: Eton Avenue/Crossfield Road

DAY: Thursday

TIME	A to A							TOT	PCU's
	CAR	LGV	OGV1	OGV2	PSV	MCL	PCL		
07:00	0	0	0	0	0	0	0	0	0
07:15	0	0	0	0	0	0	0	0	0
07:30	0	0	0	0	0	0	0	0	0
07:45	0	0	0	0	0	0	0	0	0
H/TOT	0	0	0	0	0	0	0	0	0
08:00	0	0	0	0	0	0	0	0	0
08:15	0	0	0	0	0	0	0	0	0
08:30	0	0	0	0	0	0	0	0	0
08:45	0	0	0	0	0	0	0	0	0
H/TOT	0	0	0	0	0	0	0	0	0
09:00	0	0	0	0	0	0	0	0	0
09:15	0	0	0	0	0	0	0	0	0
09:30	0	0	0	0	0	0	0	0	0
09:45	0	0	0	0	0	0	0	0	0
H/TOT	0	0	0	0	0	0	0	0	0
10:00	0	1	0	0	0	0	0	1	1
10:15	0	1	0	0	0	0	0	1	1
10:30	0	0	0	0	0	0	0	0	0
10:45	0	0	0	0	0	0	0	0	0
H/TOT	0	2	0	0	0	0	0	2	2
11:00	0	1	0	0	0	0	0	1	1
11:15	0	0	0	0	0	0	0	0	0
11:30	0	0	0	0	0	0	0	0	0
11:45	0	0	0	0	0	0	0	0	0
H/TOT	0	1	0	0	0	0	0	1	1
12:00	0	0	0	0	0	0	0	0	0
12:15	0	0	0	0	0	0	0	0	0
12:30	0	0	0	0	0	0	0	0	0
12:45	0	0	0	0	0	0	0	0	0
H/TOT	0	0	0	0	0	0	0	0	0
13:00	0	0	0	0	0	0	0	0	0
13:15	0	0	0	0	0	0	0	0	0
13:30	0	0	0	0	0	0	0	0	0
13:45	0	0	0	0	0	0	0	0	0
H/TOT	0	0	0	0	0	0	0	0	0
14:00	0	0	0	0	0	0	0	0	0
14:15	0	0	0	0	0	0	0	0	0
14:30	0	0	0	0	0	0	0	0	0
14:45	0	0	0	0	0	0	0	0	0
H/TOT	0	0	0	0	0	0	0	0	0
15:00	0	0	0	0	0	0	0	0	0
15:15	0	0	0	0	0	0	0	0	0
15:30	0	0	0	0	0	0	0	0	0
15:45	0	0	0	0	0	0	0	0	0
H/TOT	0	0	0	0	0	0	0	0	0
16:00	0	0	0	0	0	0	0	0	0
16:15	0	0	0	0	0	0	0	0	0
16:30	0	0	0	0	0	0	0	0	0
16:45	0	0	0	0	0	0	0	0	0
H/TOT	0	0	0	0	0	0	0	0	0
17:00	0	0	0	0	0	0	0	0	0
17:15	0	0	0	0	0	0	0	0	0
17:30	0	0	0	0	0	0	0	0	0
17:45	0	0	0	0	0	0	0	0	0
H/TOT	0	0	0	0	0	0	0	0	0
18:00	0	0	0	0	0	0	0	0	0
18:15	0	0	0	0	0	0	0	0	0
18:30	0	0	0	0	0	0	0	0	0
18:45	0	0	0	0	0	0	0	0	0
P/TOT	0	0	0	0	0	0	0	0	0
P/TOT	0	3	0	0	0	0	0	3	3



SITE: C

DATE: 06/10/2016

LOCATION: Eton Avenue/Crossfield Road

DAY: Thursday

TIME	B to A								TOT	PCU's	B to C								TOT	PCU's
	CAR	LGV	OGV1	OGV2	PSV	MCL	PCL	CAR			LGV	OGV1	OGV2	PSV	MCL	PCL				
07:00	0	0	0	0	0	0	0	0	0	0	5	0	0	0	0	0	0	5	5	
07:15	0	1	0	0	0	0	0	1	1	1	5	1	4	0	1	0	0	11	14	
07:30	0	0	0	0	0	0	0	0	0	0	8	0	0	0	0	0	4	12	8.8	
07:45	1	0	0	0	0	0	0	1	1	1	19	1	0	0	0	0	4	24	20.8	
H/TOT	1	1	0	0	0	0	0	2	2		37	2	4	0	1	0	8	52	48.6	
08:00	2	0	0	0	0	0	0	2	2	2	16	0	0	0	0	0	1	17	16.2	
08:15	1	0	0	0	0	0	0	1	1	1	22	0	0	0	0	1	8	31	24	
08:30	1	0	0	0	0	0	0	1	1	1	12	0	1	0	0	1	1	15	14.1	
08:45	0	0	0	0	0	0	0	0	0	0	5	1	0	0	1	0	2	9	8.4	
H/TOT	4	0	0	0	0	0	0	4	4		55	1	1	0	1	2	12	72	62.7	
09:00	0	0	0	0	0	0	0	0	0	0	5	0	0	0	0	0	3	8	5.6	
09:15	1	1	1	0	0	0	1	4	3.7	3.7	5	1	1	0	0	0	0	7	7.5	
09:30	0	0	0	0	0	0	0	0	0	0	4	1	0	0	0	0	3	8	5.6	
09:45	0	0	0	0	0	0	0	0	0	0	8	2	2	0	0	1	4	17	14.2	
H/TOT	1	1	1	0	0	0	1	4	3.7		22	4	3	0	0	1	10	40	32.9	
10:00	0	0	0	0	0	0	0	0	0	0	5	1	1	0	0	0	3	10	8.1	
10:15	0	0	0	0	0	0	0	0	0	0	6	1	0	0	0	0	4	11	7.8	
10:30	0	1	0	0	0	0	0	1	1	1	6	1	1	0	0	0	2	10	8.9	
10:45	1	0	0	0	0	0	0	1	1	1	7	0	1	0	0	0	0	8	8.5	
H/TOT	1	1	0	0	0	0	0	2	2		24	3	3	0	0	0	9	39	33.3	
11:00	4	0	0	0	0	0	0	4	4	4	15	3	0	0	0	0	0	18	18	
11:15	2	0	0	0	0	0	0	2	2	2	7	2	0	0	0	0	1	10	9.2	
11:30	2	1	0	0	0	0	0	3	3	3	5	1	0	0	0	1	1	8	6.6	
11:45	1	0	0	0	0	0	0	1	1	1	10	3	1	0	0	0	1	15	14.7	
H/TOT	9	1	0	0	0	0	0	10	10		37	9	1	0	0	1	3	51	48.5	
12:00	1	2	0	0	0	0	0	3	3	3	5	0	0	0	0	1	0	6	5.4	
12:15	3	0	0	0	0	0	0	3	3	3	5	1	0	0	0	0	0	6	6	
12:30	1	3	0	0	0	0	0	4	4	4	6	4	1	0	0	0	1	12	11.7	
12:45	0	1	0	0	0	0	0	1	1	1	2	2	0	0	0	0	1	5	4.2	
H/TOT	5	6	0	0	0	0	0	11	11		18	7	1	0	0	1	2	29	27.3	
13:00	0	0	0	0	0	0	0	0	0	0	8	4	1	0	0	0	0	13	13.5	
13:15	2	0	0	0	0	0	0	2	2	2	1	1	0	0	0	0	2	4	2.4	
13:30	0	0	1	0	0	0	0	1	1.5	1.5	7	0	0	0	0	0	1	8	7.2	
13:45	0	0	0	0	0	0	0	0	0	0	3	2	0	0	0	0	2	7	5.4	
H/TOT	2	0	1	0	0	0	0	3	3.5		19	7	1	0	0	0	5	32	28.5	
14:00	0	2	0	0	0	0	0	2	2	2	4	1	0	0	0	0	1	6	5.2	
14:15	0	0	0	0	0	0	0	0	0	0	5	1	1	0	0	1	0	8	7.9	
14:30	2	0	0	0	0	0	0	2	2	2	10	1	1	0	1	0	0	13	14.5	
14:45	1	0	0	0	0	0	0	1	1	1	13	4	0	0	1	0	3	21	19.6	
H/TOT	3	2	0	0	0	0	0	5	5		32	7	2	0	2	1	4	48	47.2	
15:00	3	0	0	0	0	0	0	3	3	3	5	4	1	0	0	0	1	11	10.7	
15:15	1	0	0	0	0	0	0	1	1	1	9	0	2	0	0	0	2	13	12.4	
15:30	0	0	0	0	0	0	0	0	0	0	13	0	0	0	1	0	6	20	16.2	
15:45	1	0	0	0	0	0	0	1	1	1	14	2	0	0	0	2	4	22	17.6	
H/TOT	5	0	0	0	0	0	0	5	5		41	6	3	0	1	2	13	66	56.9	
16:00	0	1	0	0	0	0	1	2	1.2	1.2	17	1	0	0	0	0	6	24	19.2	
16:15	0	0	0	0	0	0	0	0	0	0	17	1	0	0	0	0	5	23	19	
16:30	3	0	0	0	0	0	0	3	3	3	15	2	0	0	1	0	4	22	19.8	
16:45	0	0	0	0	0	0	0	0	0	0	12	1	1	0	0	0	1	15	14.7	
H/TOT	3	1	0	0	0	0	1	5	4.2		61	5	1	0	1	0	16	84	72.7	
17:00	1	2	0	0	0	0	0	3	3	3	11	2	2	0	1	0	1	17	18.2	
17:15	2	0	0	0	0	0	0	2	2	2	14	1	0	0	0	0	6	21	16.2	
17:30	1	0	0	0	0	0	0	1	1	1	8	1	1	0	0	0	2	12	10.9	
17:45	1	0	0	0	0	0	0	1	1	1	6	1	0	0	0	1	5	13	8.4	
H/TOT	5	2	0	0	0	0	0	7	7		39	5	3	0	1	1	14	63	53.7	
18:00	3	1	0	0	0	0	0	4	4	4	8	0	0	0	0	0	3	11	8.6	
18:15	2	0	0	0	0	0	0	2	2	2	8	1	0	0	0	0	3	12	9.6	
18:30	2	0	0	0	0	0	1	3	2.2	2.2	13	1	0	0	0	1	3	18	15	
18:45	0	0	0	0	0	0	0	0	0	0	10	0	0	0	0	0	2	12	10.4	
P/TOT	7	1	0	0	0	0	1	9	8.2		39	2	0	0	0	1	11	53	43.6	
P/TOT	46	16	2	0	0	0	3	67	65.6		424	58	23	0	7	10	107	629	555.9	



SITE: C

DATE: 06/10/2016

LOCATION: Eton Avenue/Crossfield Road

DAY: Thursday

TIME	B to B							TOT	PCU's
	CAR	LGV	OGV1	OGV2	PSV	MCL	PCL		
07:00	0	0	0	0	0	0	0	0	0
07:15	0	0	0	0	0	0	0	0	0
07:30	0	0	0	0	0	0	0	0	0
07:45	0	0	0	0	0	0	0	0	0
H/TOT	0	0	0	0	0	0	0	0	0
08:00	0	0	0	0	0	0	0	0	0
08:15	0	0	0	0	0	0	0	0	0
08:30	0	0	0	0	0	0	0	0	0
08:45	0	0	0	0	0	0	0	0	0
H/TOT	0	0	0	0	0	0	0	0	0
09:00	0	0	0	0	0	0	0	0	0
09:15	0	0	0	0	0	0	0	0	0
09:30	0	0	0	0	0	0	0	0	0
09:45	0	0	0	0	0	0	0	0	0
H/TOT	0	0	0	0	0	0	0	0	0
10:00	0	0	0	0	0	0	0	0	0
10:15	0	0	0	0	0	0	0	0	0
10:30	0	0	0	0	0	0	0	0	0
10:45	0	0	0	0	0	0	0	0	0
H/TOT	0	0	0	0	0	0	0	0	0
11:00	0	0	0	0	0	0	0	0	0
11:15	0	0	0	0	0	0	0	0	0
11:30	0	0	0	0	0	0	0	0	0
11:45	0	0	0	0	0	0	0	0	0
H/TOT	0	0	0	0	0	0	0	0	0
12:00	0	0	0	0	0	0	0	0	0
12:15	0	0	0	0	0	0	0	0	0
12:30	0	0	0	0	0	0	0	0	0
12:45	0	0	0	0	0	0	0	0	0
H/TOT	0	0	0	0	0	0	0	0	0
13:00	0	0	0	0	0	0	0	0	0
13:15	0	0	0	0	0	0	0	0	0
13:30	0	0	0	0	0	0	0	0	0
13:45	0	0	0	0	0	0	0	0	0
H/TOT	0	0	0	0	0	0	0	0	0
14:00	0	0	0	0	0	0	0	0	0
14:15	0	0	0	0	0	0	0	0	0
14:30	0	0	0	0	0	0	0	0	0
14:45	0	0	0	0	0	0	0	0	0
H/TOT	0	0	0	0	0	0	0	0	0
15:00	1	0	0	0	0	0	0	1	1
15:15	0	0	0	0	0	0	0	0	0
15:30	0	0	0	0	0	0	0	0	0
15:45	0	0	0	0	0	0	0	0	0
H/TOT	1	0	0	0	0	0	0	1	1
16:00	0	0	0	0	0	0	0	0	0
16:15	0	0	0	0	0	0	0	0	0
16:30	0	0	0	0	0	0	0	0	0
16:45	0	0	0	0	0	0	0	0	0
H/TOT	0	0	0	0	0	0	0	0	0
17:00	0	0	0	0	0	0	0	0	0
17:15	0	0	0	0	0	0	0	0	0
17:30	0	0	0	0	0	0	0	0	0
17:45	0	0	0	0	0	0	0	0	0
H/TOT	0	0	0	0	0	0	0	0	0
18:00	0	0	0	0	0	0	0	0	0
18:15	0	0	0	0	0	0	0	0	0
18:30	0	0	0	0	0	0	0	0	0
18:45	0	0	0	0	0	0	0	0	0
P/TOT	0	0	0	0	0	0	0	0	0
P/TOT	1	0	0	0	0	0	0	1	1



SITE: C

DATE: 06/10/2016

LOCATION: Eton Avenue/Crossfield Road

DAY: Thursday

TIME	C to B								TOT	PCU's	C to A								TOT	PCU's
	CAR	LGV	OGV1	OGV2	PSV	MCL	PCL	CAR			LGV	OGV1	OGV2	PSV	MCL	PCL				
07:00	9	4	0	0	0	0	3	16	13.6	2	0	1	0	0	0	0	3	3.5		
07:15	5	1	1	0	0	0	1	8	7.7	2	0	0	0	0	0	1	3	2.2		
07:30	13	1	0	0	1	0	2	17	16.4	1	0	0	0	0	0	0	1	1		
07:45	21	0	1	0	0	0	6	28	23.7	4	0	0	0	0	0	1	5	4.2		
H/TOT	48	6	2	0	1	0	12	69	61.4	9	0	1	0	0	0	2	12	10.9		
08:00	19	1	0	0	0	2	5	27	21.8	4	0	0	0	0	0	1	5	4.2		
08:15	11	3	3	0	0	0	4	21	19.3	4	1	0	0	0	0	0	5	5		
08:30	17	2	0	0	0	0	7	26	20.4	5	0	0	0	1	0	1	7	7.2		
08:45	10	0	1	0	0	0	2	13	11.9	0	0	1	0	0	0	0	1	1.5		
H/TOT	57	6	4	0	0	2	18	87	73.4	13	1	1	0	1	0	2	18	17.9		
09:00	10	2	0	0	0	1	4	17	13.2	0	0	0	0	0	0	0	0	0		
09:15	7	1	1	0	0	0	0	9	9.5	2	0	0	0	0	0	0	2	2		
09:30	9	1	0	0	0	1	6	17	11.6	2	1	0	0	0	0	1	4	3.2		
09:45	13	6	2	0	0	2	2	25	23.2	1	0	0	0	0	0	0	1	1		
H/TOT	39	10	3	0	0	4	12	68	57.5	5	1	0	0	0	0	1	7	6.2		
10:00	8	0	0	0	0	1	3	12	9	4	0	1	0	0	0	0	5	5.5		
10:15	6	1	0	0	0	0	3	10	7.6	3	0	0	0	0	0	0	3	3		
10:30	18	5	0	0	0	0	2	25	23.4	1	0	0	0	0	0	0	1	1		
10:45	12	0	0	0	0	0	1	13	12.2	2	0	0	0	0	0	0	2	2		
H/TOT	44	6	0	0	0	1	9	60	52.2	10	0	1	0	0	0	0	11	11.5		
11:00	10	2	0	0	0	0	0	12	12	3	1	0	0	0	0	0	4	4		
11:15	10	3	0	0	0	0	3	16	13.6	1	1	0	0	0	0	0	2	2		
11:30	9	5	2	0	0	0	3	19	17.6	1	1	0	0	0	0	0	2	2		
11:45	11	1	0	0	0	1	4	17	13.2	3	1	0	0	0	0	0	4	4		
H/TOT	40	11	2	0	0	1	10	64	56.4	8	4	0	0	0	0	0	12	12		
12:00	7	5	0	0	0	0	2	14	12.4	3	0	0	0	0	0	0	3	3		
12:15	9	3	1	0	0	1	1	15	14.1	1	1	0	0	0	0	0	2	2		
12:30	12	2	0	0	0	0	2	16	14.4	1	0	0	0	0	0	0	1	1		
12:45	9	1	0	0	0	0	1	11	10.2	0	0	0	0	0	0	1	1	0.2		
H/TOT	37	11	1	0	0	1	6	56	51.1	5	1	0	0	0	0	1	7	6.2		
13:00	12	3	4	0	0	1	1	21	21.6	1	1	0	0	0	0	1	3	2.2		
13:15	10	1	0	0	0	1	1	13	11.6	0	0	0	0	0	0	0	0	0		
13:30	10	2	0	0	0	0	4	16	12.8	1	1	0	0	0	0	0	2	2		
13:45	5	3	0	0	1	0	0	9	10	0	0	0	0	0	0	0	0	0		
H/TOT	37	9	4	0	1	2	6	59	56	2	2	0	0	0	0	1	5	4.2		
14:00	7	3	0	0	0	0	0	10	10	1	0	0	0	0	0	0	1	1		
14:15	8	1	1	0	0	0	1	11	10.7	1	0	0	0	0	0	0	1	1		
14:30	8	4	0	0	0	0	2	14	12.4	2	1	0	0	0	0	0	3	3		
14:45	14	3	0	0	0	0	2	19	17.4	0	0	0	0	0	0	0	0	0		
H/TOT	37	11	1	0	0	0	5	54	50.5	4	1	0	0	0	0	0	5	5		
15:00	12	4	0	0	0	0	2	18	16.4	2	0	0	0	0	1	0	3	2.4		
15:15	13	3	0	0	0	0	0	16	16	4	1	0	0	0	0	0	5	5		
15:30	16	0	0	0	0	0	1	17	16.2	1	0	0	0	0	0	0	1	1		
15:45	11	0	0	0	0	0	2	13	11.4	1	0	0	0	0	0	0	1	1		
H/TOT	52	7	0	0	0	0	5	64	60	8	1	0	0	0	1	0	10	9.4		
16:00	25	3	0	1	0	0	0	29	30.3	3	0	0	0	0	0	0	3	3		
16:15	13	2	0	0	0	3	2	20	16.6	3	0	0	0	0	0	0	3	3		
16:30	17	1	0	0	0	1	4	23	19.2	2	1	0	0	0	0	1	4	3.2		
16:45	16	1	0	0	0	0	1	18	17.2	1	0	0	0	0	0	0	1	1		
H/TOT	71	7	0	1	0	4	7	90	83.3	9	1	0	0	0	0	1	11	10.2		
17:00	13	1	0	0	1	0	4	19	16.8	1	0	0	0	0	0	0	1	1		
17:15	10	3	0	0	0	0	1	14	13.2	0	0	0	0	0	0	0	0	0		
17:30	10	0	2	0	0	0	5	17	14	1	0	0	0	0	0	1	2	1.2		
17:45	9	1	0	0	0	1	0	11	10.4	1	0	0	0	0	0	0	1	1		
H/TOT	42	5	2	0	1	1	10	61	54.4	3	0	0	0	0	0	1	4	3.2		
18:00	15	1	0	0	0	1	3	20	17	1	0	0	0	0	0	0	1	1		
18:15	10	0	0	0	0	1	4	15	11.2	7	0	1	0	0	0	0	8	8.5		
18:30	17	0	0	0	0	1	4	22	18.2	2	0	0	0	0	0	1	3	2.2		
18:45	13	0	0	0	0	1	7	21	14.8	2	0	0	0	0	0	0	2	2		
P/TOT	55	1	0	0	0	4	18	78	61.2	12	0	1	0	0	0	1	14	13.7		
P/TOT	559	90	19	1	3	20	118	810	717.4	88	12	4	0	1	1	10	116	110.4		



SITE: C

DATE: 06/10/2016

LOCATION: Eton Avenue/Crossfield Road

DAY: Thursday

TIME	C to C							TOT	PCU's
	CAR	LGV	OGV1	OGV2	PSV	MCL	PCL		
07:00	0	0	0	0	0	0	0	0	0
07:15	0	0	0	0	0	0	0	0	0
07:30	0	0	0	0	0	0	0	0	0
07:45	0	0	0	0	0	0	0	0	0
H/TOT	0	0	0	0	0	0	0	0	0
08:00	0	0	0	0	0	0	0	0	0
08:15	0	0	0	0	0	0	0	0	0
08:30	0	0	0	0	0	0	0	0	0
08:45	0	0	0	0	0	0	0	0	0
H/TOT	0	0	0	0	0	0	0	0	0
09:00	0	1	0	0	0	0	0	1	1
09:15	0	0	0	0	0	0	0	0	0
09:30	0	0	0	0	0	0	0	0	0
09:45	0	0	0	0	0	1	0	1	0.4
H/TOT	0	1	0	0	0	1	0	2	1.4
10:00	2	0	0	0	0	0	0	2	2
10:15	0	0	0	0	0	0	0	0	0
10:30	0	0	0	0	0	0	0	0	0
10:45	0	0	0	0	0	0	0	0	0
H/TOT	2	0	0	0	0	0	0	2	2
11:00	2	0	0	0	0	0	0	2	2
11:15	1	0	0	0	0	0	0	1	1
11:30	0	0	0	0	0	0	0	0	0
11:45	1	0	0	0	0	0	0	1	1
H/TOT	4	0	0	0	0	0	0	4	4
12:00	0	0	0	0	0	0	0	0	0
12:15	0	0	0	0	0	0	0	0	0
12:30	0	0	0	0	0	0	0	0	0
12:45	0	0	0	0	0	0	0	0	0
H/TOT	0	0	0	0	0	0	0	0	0
13:00	0	0	0	0	0	0	0	0	0
13:15	1	0	0	0	0	0	0	1	1
13:30	0	0	0	0	0	0	0	0	0
13:45	0	0	0	0	0	0	0	0	0
H/TOT	1	0	0	0	0	0	0	1	1
14:00	0	0	0	0	0	0	0	0	0
14:15	0	0	0	0	0	0	0	0	0
14:30	0	0	0	0	0	0	0	0	0
14:45	1	0	1	0	0	0	0	2	2.5
H/TOT	1	0	1	0	0	0	0	2	2.5
15:00	0	0	0	0	0	0	0	0	0
15:15	0	0	0	0	0	0	0	0	0
15:30	0	0	0	0	0	0	0	0	0
15:45	0	0	0	0	0	0	0	0	0
H/TOT	0	0	0	0	0	0	0	0	0
16:00	0	0	0	0	0	0	0	0	0
16:15	0	0	0	0	0	0	0	0	0
16:30	1	0	0	0	0	0	0	1	1
16:45	0	0	0	0	0	0	0	0	0
H/TOT	1	0	0	0	0	0	0	1	1
17:00	0	0	0	0	0	0	0	0	0
17:15	0	0	0	0	0	0	0	0	0
17:30	0	0	0	0	0	0	0	0	0
17:45	0	0	0	0	0	0	0	0	0
H/TOT	0	0	0	0	0	0	0	0	0
18:00	0	0	0	0	0	0	0	0	0
18:15	0	0	0	0	0	0	0	0	0
18:30	0	0	0	0	0	0	0	0	0
18:45	0	0	0	0	0	0	0	0	0
P/TOT	0	0	0	0	0	0	0	0	0
P/TOT	9	1	1	0	0	1	0	12	11.9



SITE: C

DATE: 06/10/2016

LOCATION: Eton Avenue/Crossfield Road

DAY: Thursday

TIME	TO ARM A								TOT	PCU's	FROM ARM A								TOT	PCU's	
	CAR	LGV	OGV1	OGV2	PSV	MCL	PCL	CAR			LGV	OGV1	OGV2	PSV	MCL	PCL					
07:00	2	0	1	0	0	0	0	3	3.5	0	0	0	0	0	0	0	0	0	0	0	0
07:15	2	1	0	0	0	0	1	4	3.2	1	0	0	0	0	0	0	1	2	1.2	2	1.2
07:30	1	0	0	0	0	0	0	1	1	6	0	0	0	0	0	0	0	6	6	6	6
07:45	5	0	0	0	0	0	1	6	5.2	19	1	2	0	0	0	0	0	22	23	22	23
H/TOT	10	1	1	0	0	0	2	14	12.9	26	1	2	0	0	0	1	30	30.2	30	30.2	
08:00	6	0	0	0	0	0	1	7	6.2	42	1	1	0	0	0	0	44	44.5	44	44.5	
08:15	5	1	0	0	0	0	0	6	6	22	1	0	0	1	0	0	24	25	24	25	
08:30	6	0	0	0	1	0	1	8	8.2	11	0	0	0	0	0	1	12	11.2	12	11.2	
08:45	0	0	1	0	0	0	0	1	1.5	3	1	0	0	0	0	0	4	4	4	4	
H/TOT	17	1	1	0	1	0	2	22	21.9	78	3	1	0	1	0	1	84	84.7	84	84.7	
09:00	0	0	0	0	0	0	0	0	0	2	2	1	0	0	0	0	5	5.5	5	5.5	
09:15	3	1	1	0	0	0	1	6	5.7	6	2	0	0	0	0	1	9	8.2	9	8.2	
09:30	2	1	0	0	0	0	1	4	3.2	6	1	0	0	0	1	0	8	7.4	8	7.4	
09:45	1	0	0	0	0	0	0	1	1	6	1	0	0	0	0	0	7	7	7	7	
H/TOT	6	2	1	0	0	0	2	11	9.9	20	6	1	0	0	1	1	29	28.1	29	28.1	
10:00	4	1	1	0	0	0	0	6	6.5	6	1	1	0	0	0	0	8	8.5	8	8.5	
10:15	3	1	0	0	0	0	0	4	4	3	2	0	0	0	0	0	5	5	5	5	
10:30	1	1	0	0	0	0	0	2	2	5	2	1	0	0	0	0	8	8.5	8	8.5	
10:45	3	0	0	0	0	0	0	3	3	11	3	0	0	0	0	1	15	14.4	15	14.4	
H/TOT	11	3	1	0	0	0	0	15	15.5	25	8	2	0	0	0	1	36	36.4	36	36.4	
11:00	7	2	0	0	0	0	0	9	9	10	2	0	0	0	0	0	12	12	12	12	
11:15	3	1	0	0	0	0	0	4	4	6	0	1	0	0	0	1	8	7.7	8	7.7	
11:30	3	2	0	0	0	0	0	5	5	1	1	0	0	0	0	0	2	2	2	2	
11:45	4	1	0	0	0	0	0	5	5	7	1	0	0	0	0	0	8	8	8	8	
H/TOT	17	6	0	0	0	0	0	23	23	24	4	1	0	0	0	1	30	29.7	30	29.7	
12:00	4	2	0	0	0	0	0	6	6	3	0	0	0	0	0	0	3	3	3	3	
12:15	4	1	0	0	0	0	0	5	5	9	4	0	0	0	0	0	13	13	13	13	
12:30	2	3	0	0	0	0	0	5	5	3	0	1	0	0	0	0	4	4.5	4	4.5	
12:45	0	1	0	0	0	0	1	2	1.2	3	1	0	0	0	0	0	4	4	4	4	
H/TOT	10	7	0	0	0	0	1	18	17.2	18	5	1	0	0	0	0	24	24.5	24	24.5	
13:00	1	1	0	0	0	0	1	3	2.2	3	1	0	0	0	0	0	4	4	4	4	
13:15	2	0	0	0	0	0	0	2	2	4	0	0	0	0	0	0	4	4	4	4	
13:30	1	1	1	0	0	0	0	3	3.5	1	2	0	0	0	0	1	5	3.6	5	3.6	
13:45	0	0	0	0	0	0	0	0	0	6	2	0	0	0	0	0	8	8	8	8	
H/TOT	4	2	1	0	0	0	1	8	7.7	14	5	0	0	0	0	1	21	19.6	21	19.6	
14:00	1	2	0	0	0	0	0	3	3	2	1	0	0	0	0	0	3	3	3	3	
14:15	1	0	0	0	0	0	0	1	1	3	0	0	0	0	0	0	3	3	3	3	
14:30	4	1	0	0	0	0	0	5	5	6	0	0	0	0	0	0	6	6	6	6	
14:45	1	0	0	0	0	0	0	1	1	2	0	0	0	0	0	0	2	2	2	2	
H/TOT	7	3	0	0	0	0	0	10	10	13	1	0	0	0	0	0	14	14	14	14	
15:00	5	0	0	0	0	1	0	6	5.4	5	0	0	0	0	1	0	6	5.4	6	5.4	
15:15	5	1	0	0	0	0	0	6	6	4	0	0	0	0	0	0	4	4	4	4	
15:30	1	0	0	0	0	0	0	1	1	9	2	0	0	0	0	0	11	11	11	11	
15:45	2	0	0	0	0	0	0	2	2	15	2	0	0	0	0	0	17	17	17	17	
H/TOT	13	1	0	0	0	1	0	15	14.4	33	4	0	0	0	0	1	38	37.4	38	37.4	
16:00	3	1	0	0	0	0	1	5	4.2	31	0	0	0	0	0	0	31	31	31	31	
16:15	3	0	0	0	0	0	0	3	3	10	0	0	0	0	0	1	11	10.4	11	10.4	
16:30	5	1	0	0	0	0	1	7	6.2	11	2	0	0	0	0	1	14	13.2	14	13.2	
16:45	1	0	0	0	0	0	0	1	1	9	0	0	0	0	0	1	10	9.2	10	9.2	
H/TOT	12	2	0	0	0	0	2	16	14.4	61	2	0	0	0	1	2	66	63.8	66	63.8	
17:00	2	2	0	0	0	0	0	4	4	17	0	0	0	1	0	1	19	19.2	19	19.2	
17:15	2	0	0	0	0	0	0	2	2	7	0	0	0	0	0	0	7	7	7	7	
17:30	2	0	0	0	0	0	1	3	2.2	4	2	0	0	0	0	0	6	6	6	6	
17:45	2	0	0	0	0	0	0	2	2	2	0	0	0	0	1	1	4	2.6	4	2.6	
H/TOT	8	2	0	0	0	0	1	11	10.2	30	2	0	0	1	1	2	36	34.8	36	34.8	
18:00	4	1	0	0	0	0	0	5	5	7	2	0	0	0	0	0	9	9	9	9	
18:15	9	0	1	0	0	0	0	10	10.5	3	0	0	0	0	1	0	4	3.4	4	3.4	
18:30	4	0	0	0	0	0	2	6	4.4	11	0	0	0	0	0	1	12	11.2	12	11.2	
18:45	2	0	0	0	0	0	0	2	2	11	0	0	0	0	0	1	12	11.2	12	11.2	
P/TOT	19	1	1	0	0	0	2	23	21.9	32	2	0	0	0	1	2	37	34.8	37	34.8	
P/TOT	134	31	6	0	1	1	13	186	179	374	43	8	0	2	7	11	445	438	445	438	



SITE: C

DATE: 06/10/2016

LOCATION: Eton Avenue/Crossfield Road

DAY: Thursday

TIME	TO ARM B								TOT	PCU's	FROM ARM B								TOT	PCU's
	CAR	LGV	OGV1	OGV2	PSV	MCL	PCL	CAR			LGV	OGV1	OGV2	PSV	MCL	PCL				
07:00	9	4	0	0	0	0	3	16	13.6	5	0	0	0	0	0	0	5	5		
07:15	6	1	1	0	0	0	2	10	8.9	5	2	4	0	1	0	0	12	15		
07:30	16	1	0	0	1	0	2	20	19.4	8	0	0	0	0	0	4	12	8.8		
07:45	27	1	3	0	0	0	6	37	33.7	20	1	0	0	0	0	4	25	21.8		
H/TOT	58	7	4	0	1	0	13	83	75.6	38	3	4	0	1	0	8	54	50.6		
08:00	37	2	0	0	0	2	5	46	40.8	18	0	0	0	0	0	1	19	18.2		
08:15	17	3	3	0	0	0	4	27	25.3	23	0	0	0	0	1	8	32	25		
08:30	22	2	0	0	0	0	7	31	25.4	13	0	1	0	0	1	1	16	15.1		
08:45	11	1	1	0	0	0	2	15	13.9	5	1	0	0	1	0	2	9	8.4		
H/TOT	87	8	4	0	0	2	18	119	105.4	59	1	1	0	1	2	12	76	66.7		
09:00	10	3	0	0	0	1	4	18	14.2	5	0	0	0	0	0	3	8	5.6		
09:15	9	1	1	0	0	0	1	12	11.7	6	2	2	0	0	0	1	11	11.2		
09:30	10	1	0	0	0	1	6	18	12.6	4	1	0	0	0	0	3	8	5.6		
09:45	14	6	2	0	0	2	2	26	24.2	8	2	2	0	0	1	4	17	14.2		
H/TOT	43	11	3	0	0	4	13	74	62.7	23	5	4	0	0	1	11	44	36.6		
10:00	11	0	0	0	0	1	3	15	12	5	1	1	0	0	0	3	10	8.1		
10:15	7	1	0	0	0	0	3	11	8.6	6	1	0	0	0	0	4	11	7.8		
10:30	20	6	1	0	0	0	2	29	27.9	6	2	1	0	0	0	2	11	9.9		
10:45	21	3	0	0	0	1	1	26	24.6	8	0	1	0	0	0	0	9	9.5		
H/TOT	59	10	1	0	0	2	9	81	73.1	25	4	3	0	0	0	9	41	35.3		
11:00	16	3	0	0	0	0	0	19	19	19	3	0	0	0	0	0	22	22		
11:15	13	3	0	0	0	0	3	19	16.6	9	2	0	0	0	0	1	12	11.2		
11:30	10	5	2	0	0	0	3	20	18.6	7	2	0	0	0	1	1	11	9.6		
11:45	16	1	0	0	0	1	4	22	18.2	11	3	1	0	0	0	1	16	15.7		
H/TOT	55	12	2	0	0	1	10	80	72.4	46	10	1	0	0	1	3	61	58.5		
12:00	9	5	0	0	0	0	2	16	14.4	6	2	0	0	0	1	0	9	8.4		
12:15	14	5	1	0	0	1	1	22	21.1	8	1	0	0	0	0	0	9	9		
12:30	13	2	1	0	0	0	2	18	16.9	7	7	1	0	0	0	1	16	15.7		
12:45	11	1	0	0	0	0	1	13	12.2	2	3	0	0	0	0	1	6	5.2		
H/TOT	47	13	2	0	0	1	6	69	64.6	23	13	1	0	0	1	2	40	38.3		
13:00	13	3	4	0	0	1	1	22	22.6	8	4	1	0	0	0	0	13	13.5		
13:15	12	1	0	0	0	1	1	15	13.6	3	1	0	0	0	0	2	6	4.4		
13:30	10	3	0	0	0	1	5	19	14.4	7	0	1	0	0	0	1	9	8.7		
13:45	10	4	0	0	1	0	0	15	16	3	2	0	0	0	0	2	7	5.4		
H/TOT	45	11	4	0	1	3	7	71	66.6	21	7	2	0	0	0	5	35	32		
14:00	8	4	0	0	0	0	0	12	12	4	3	0	0	0	0	1	8	7.2		
14:15	10	1	1	0	0	0	1	13	12.7	5	1	1	0	0	1	0	8	7.9		
14:30	11	4	0	0	0	0	2	17	15.4	12	1	1	0	1	0	0	15	16.5		
14:45	15	3	0	0	0	0	2	20	18.4	14	4	0	0	1	0	3	22	20.6		
H/TOT	44	12	1	0	0	0	5	62	58.5	35	9	2	0	2	1	4	53	52.2		
15:00	15	4	0	0	0	0	2	21	19.4	9	4	1	0	0	0	1	15	14.7		
15:15	15	3	0	0	0	0	0	18	18	10	0	2	0	0	0	2	14	13.4		
15:30	21	1	0	0	0	0	1	23	22.2	13	0	0	0	1	0	6	20	16.2		
15:45	17	0	0	0	0	0	2	19	17.4	15	2	0	0	0	2	4	23	18.6		
H/TOT	68	8	0	0	0	0	5	81	77	47	6	3	0	1	2	13	72	62.9		
16:00	38	3	0	1	0	0	0	42	43.3	17	2	0	0	0	0	7	26	20.4		
16:15	18	2	0	0	0	4	2	26	22	17	1	0	0	0	0	5	23	19		
16:30	19	1	0	0	0	1	5	26	21.4	18	2	0	0	1	0	4	25	22.8		
16:45	19	1	0	0	0	0	2	22	20.4	12	1	1	0	0	0	1	15	14.7		
H/TOT	94	7	0	1	0	5	9	116	107.1	64	6	1	0	1	0	17	89	76.9		
17:00	18	1	0	0	1	0	5	25	22	12	4	2	0	1	0	1	20	21.2		
17:15	14	3	0	0	0	0	1	18	17.2	16	1	0	0	0	0	6	23	18.2		
17:30	11	1	2	0	0	0	5	19	16	9	1	1	0	0	0	2	13	11.9		
17:45	11	1	0	0	0	1	1	14	12.6	7	1	0	0	0	1	5	14	9.4		
H/TOT	54	6	2	0	1	1	12	76	67.8	44	7	3	0	1	1	14	70	60.7		
18:00	19	2	0	0	0	1	3	25	22	11	1	0	0	0	0	3	15	12.6		
18:15	11	0	0	0	0	1	4	16	12.2	10	1	0	0	0	0	3	14	11.6		
18:30	21	0	0	0	0	1	4	26	22.2	15	1	0	0	0	1	4	21	17.2		
18:45	16	0	0	0	0	1	7	24	17.8	10	0	0	0	0	0	2	12	10.4		
P/TOT	67	2	0	0	0	4	18	91	74.2	46	3	0	0	0	1	12	62	51.8		
P/TOT	721	107	23	1	3	23	125	1003	905	471	74	25	0	7	10	110	697	622.5		



SITE: C

DATE: 06/10/2016

LOCATION: Eton Avenue/Crossfield Road

DAY: Thursday

TIME	TO ARM C								TOT	PCU's	FROM ARM C								TOT	PCU's
	CAR	LGV	OGV1	OGV2	PSV	MCL	PCL	CAR			LGV	OGV1	OGV2	PSV	MCL	PCL				
07:00	5	0	0	0	0	0	0	5	5	11	4	1	0	0	0	3	19	17.1		
07:15	5	1	4	0	1	0	0	11	14	7	1	1	0	0	0	2	11	9.9		
07:30	11	0	0	0	0	0	4	15	11.8	14	1	0	0	1	0	2	18	17.4		
07:45	32	1	0	0	0	0	4	37	33.8	25	0	1	0	0	0	7	33	27.9		
H/TOT	53	2	4	0	1	0	8	68	64.6	57	6	3	0	1	0	14	81	72.3		
08:00	40	0	1	0	0	0	1	42	41.7	23	1	0	0	0	2	6	32	26		
08:15	38	1	0	0	1	1	8	49	43	15	4	3	0	0	0	4	26	24.3		
08:30	18	0	1	0	0	1	2	22	20.3	22	2	0	0	1	0	8	33	27.6		
08:45	7	1	0	0	1	0	2	11	10.4	10	0	2	0	0	0	2	14	13.4		
H/TOT	103	2	2	0	2	2	13	124	115.4	70	7	5	0	1	2	20	105	91.3		
09:00	7	2	1	0	0	0	3	13	11.1	10	3	0	0	0	1	4	18	14.2		
09:15	9	3	1	0	0	0	0	13	13.5	9	1	1	0	0	0	0	11	11.5		
09:30	9	2	0	0	0	1	3	15	12	11	2	0	0	0	1	7	21	14.8		
09:45	13	3	2	0	0	2	4	24	20.6	14	6	2	0	0	3	2	27	24.6		
H/TOT	38	10	4	0	0	3	10	65	57.2	44	12	3	0	0	5	13	77	65.1		
10:00	10	1	2	0	0	0	3	16	14.6	14	0	1	0	0	1	3	19	16.5		
10:15	8	2	0	0	0	0	4	14	10.8	9	1	0	0	0	0	3	13	10.6		
10:30	9	2	1	0	0	0	2	14	12.9	19	5	0	0	0	0	2	26	24.4		
10:45	9	0	1	0	0	0	0	10	10.5	14	0	0	0	0	0	1	15	14.2		
H/TOT	36	5	4	0	0	0	9	54	48.8	56	6	1	0	0	1	9	73	65.7		
11:00	21	3	0	0	0	0	0	24	24	15	3	0	0	0	0	0	18	18		
11:15	11	2	1	0	0	0	2	16	14.9	12	4	0	0	0	0	3	19	16.6		
11:30	5	2	0	0	0	1	1	9	7.6	10	6	2	0	0	0	3	21	19.6		
11:45	13	4	1	0	0	0	1	19	18.7	15	2	0	0	0	1	4	22	18.2		
H/TOT	50	11	2	0	0	1	4	68	65.2	52	15	2	0	0	1	10	80	72.4		
12:00	6	0	0	0	0	1	0	7	6.4	10	5	0	0	0	0	2	17	15.4		
12:15	9	3	0	0	0	0	0	12	12	10	4	1	0	0	1	1	17	16.1		
12:30	8	4	1	0	0	0	1	14	13.7	13	2	0	0	0	0	2	17	15.4		
12:45	3	3	0	0	0	0	1	7	6.2	9	1	0	0	0	0	2	12	10.4		
H/TOT	26	10	1	0	0	1	2	40	38.3	42	12	1	0	0	1	7	63	57.3		
13:00	10	5	1	0	0	0	0	16	16.5	13	4	4	0	0	1	2	24	23.8		
13:15	4	1	0	0	0	0	2	7	5.4	11	1	0	0	0	1	1	14	12.6		
13:30	8	1	0	0	0	0	1	10	9.2	11	3	0	0	0	0	4	18	14.8		
13:45	4	3	0	0	0	0	2	9	7.4	5	3	0	0	1	0	0	9	10		
H/TOT	26	10	1	0	0	0	5	42	38.5	40	11	4	0	1	2	7	65	61.2		
14:00	5	1	0	0	0	0	1	7	6.2	8	3	0	0	0	0	0	11	11		
14:15	6	1	1	0	0	1	0	9	8.9	9	1	1	0	0	0	1	12	11.7		
14:30	13	1	1	0	1	0	0	16	17.5	10	5	0	0	0	0	2	17	15.4		
14:45	15	4	1	0	1	0	3	24	23.1	15	3	1	0	0	0	2	21	19.9		
H/TOT	39	7	3	0	2	1	4	56	55.7	42	12	2	0	0	0	5	61	58		
15:00	8	4	1	0	0	1	1	15	14.1	14	4	0	0	0	1	2	21	18.8		
15:15	11	0	2	0	0	0	2	15	14.4	17	4	0	0	0	0	0	21	21		
15:30	17	1	0	0	1	0	6	25	21.2	17	0	0	0	0	0	1	18	17.2		
15:45	23	4	0	0	0	2	4	33	28.6	12	0	0	0	0	0	2	14	12.4		
H/TOT	59	9	3	0	1	3	13	88	78.3	60	8	0	0	0	1	5	74	69.4		
16:00	35	1	0	0	0	0	6	42	37.2	28	3	0	1	0	0	0	32	33.3		
16:15	22	1	0	0	0	0	5	28	24	16	2	0	0	0	3	2	23	19.6		
16:30	25	4	0	0	1	0	4	34	31.8	20	2	0	0	0	1	5	28	23.4		
16:45	18	1	1	0	0	0	1	21	20.7	17	1	0	0	0	0	1	19	18.2		
H/TOT	100	7	1	0	1	0	16	125	113.7	81	8	0	1	0	4	8	102	94.5		
17:00	23	2	2	0	2	0	1	30	32.2	14	1	0	0	1	0	4	20	17.8		
17:15	17	1	0	0	0	0	6	24	19.2	10	3	0	0	0	0	1	14	13.2		
17:30	11	2	1	0	0	0	2	16	14.9	11	0	2	0	0	0	6	19	15.2		
17:45	6	1	0	0	0	2	5	14	8.8	10	1	0	0	0	1	0	12	11.4		
H/TOT	57	6	3	0	2	2	14	84	75.1	45	5	2	0	1	1	11	65	57.6		
18:00	11	1	0	0	0	0	3	15	12.6	16	1	0	0	0	1	3	21	18		
18:15	10	1	0	0	0	1	3	15	12	17	0	1	0	0	1	4	23	19.7		
18:30	20	1	0	0	0	1	4	26	22.2	19	0	0	0	0	1	5	25	20.4		
18:45	18	0	0	0	0	0	3	21	18.6	15	0	0	0	0	1	7	23	16.8		
P/TOT	59	3	0	0	0	2	13	77	65.4	67	1	1	0	0	4	19	92	74.9		
P/TOT	646	82	28	0	9	15	111	891	816.2	656	103	24	1	4	22	128	938	839.7		



SITE: C

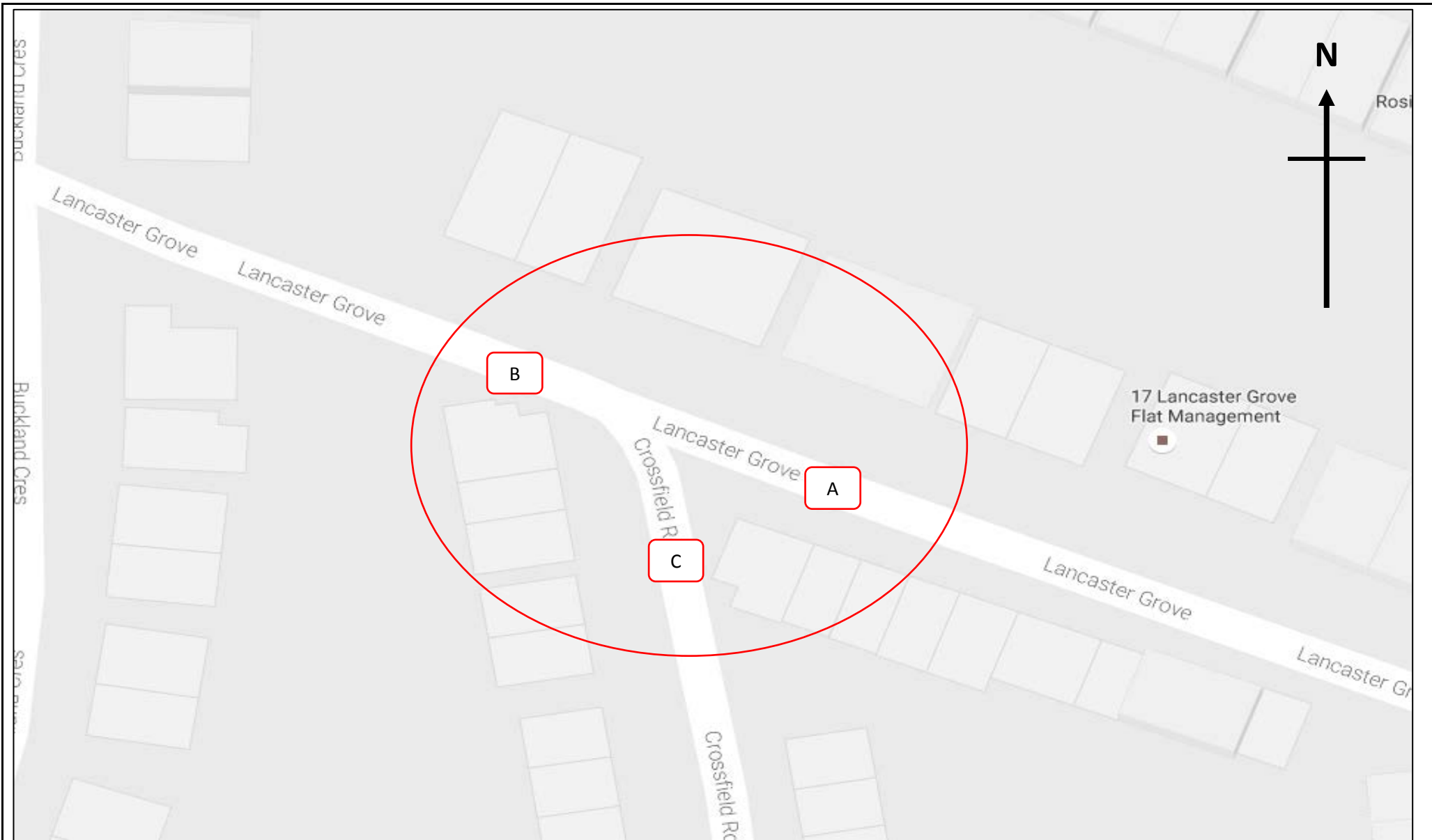
DATE: 06/10/2016


LOCATION: Eton Avenue/Crossfield Road

DAY: Thursday

TIME	JUNCTION TOTAL							TOT	PCU's
	CAR	LGV	OGV1	OGV2	PSV	MCL	PCL		
07:00	16	4	1	0	0	0	3	24	22.1
07:15	13	3	5	0	1	0	3	25	26.1
07:30	28	1	0	0	1	0	6	36	32.2
07:45	64	2	3	0	0	0	11	80	72.7
H/TOT	121	10	9	0	2	0	23	165	153.1
08:00	83	2	1	0	0	2	7	95	88.7
08:15	60	5	3	0	1	1	12	82	74.3
08:30	46	2	1	0	1	1	10	61	53.9
08:45	18	2	2	0	1	0	4	27	25.8
H/TOT	207	11	7	0	3	4	33	265	242.7
09:00	17	5	1	0	0	1	7	31	25.3
09:15	21	5	3	0	0	0	2	31	30.9
09:30	21	4	0	0	0	2	10	37	27.8
09:45	28	9	4	0	0	4	6	51	45.8
H/TOT	87	23	8	0	0	7	25	150	129.8
10:00	25	2	3	0	0	1	6	37	33.1
10:15	18	4	0	0	0	0	7	29	23.4
10:30	30	9	2	0	0	0	4	45	42.8
10:45	33	3	1	0	0	1	1	39	38.1
H/TOT	106	18	6	0	0	2	18	150	137.4
11:00	44	8	0	0	0	0	0	52	52
11:15	27	6	1	0	0	0	5	39	35.5
11:30	18	9	2	0	0	1	4	34	31.2
11:45	33	6	1	0	0	1	5	46	41.9
H/TOT	122	29	4	0	0	2	14	171	160.6
12:00	19	7	0	0	0	1	2	29	26.8
12:15	27	9	1	0	0	1	1	39	38.1
12:30	23	9	2	0	0	0	3	37	35.6
12:45	14	5	0	0	0	0	3	22	19.6
H/TOT	83	30	3	0	0	2	9	127	120.1
13:00	24	9	5	0	0	1	2	41	41.3
13:15	18	2	0	0	0	1	3	24	21
13:30	19	5	1	0	0	1	6	32	27.1
13:45	14	7	0	0	1	0	2	24	23.4
H/TOT	75	23	6	0	1	3	13	121	112.8
14:00	14	7	0	0	0	0	1	22	21.2
14:15	17	2	2	0	0	1	1	23	22.6
14:30	28	6	1	0	1	0	2	38	37.9
14:45	31	7	1	0	1	0	5	45	42.5
H/TOT	90	22	4	0	2	1	9	128	124.2
15:00	28	8	1	0	0	2	3	42	38.9
15:15	31	4	2	0	0	0	2	39	38.4
15:30	39	2	0	0	1	0	7	49	44.4
15:45	42	4	0	0	0	2	6	54	48
H/TOT	140	18	3	0	1	4	18	184	169.7
16:00	76	5	0	1	0	0	7	89	84.7
16:15	43	3	0	0	0	4	7	57	49
16:30	49	6	0	0	1	1	10	67	59.4
16:45	38	2	1	0	0	0	3	44	42.1
H/TOT	206	16	1	1	1	5	27	257	235.2
17:00	43	5	2	0	3	0	6	59	58.2
17:15	33	4	0	0	0	0	7	44	38.4
17:30	24	3	3	0	0	0	8	38	33.1
17:45	19	2	0	0	0	3	6	30	23.4
H/TOT	119	14	5	0	3	3	27	171	153.1
18:00	34	4	0	0	0	1	6	45	39.6
18:15	30	1	1	0	0	2	7	41	34.7
18:30	45	1	0	0	0	2	10	58	48.8
18:45	36	0	0	0	0	1	10	47	38.4
P/TOT	145	6	1	0	0	6	33	191	161.5
P/TOT	1501	220	57	1	13	39	249	2080	1900.2

PEAK HOUR CALCULATION	TOT	PCU's
07:00 to 08:00	165	153.1
07:15 to 08:15	236	219.7
07:30 to 08:30	293	267.9
07:45 to 08:45	318	289.6
08:00 to 09:00	265	242.7
08:15 to 09:15	201	179.3
08:30 to 09:30	150	135.9
08:45 to 09:45	126	109.8
09:00 to 10:00	150	129.8
09:15 to 10:15	156	137.6
09:30 to 10:30	154	130.1
09:45 to 10:45	162	145.1
10:00 to 11:00	150	137.4
10:15 to 11:15	165	156.3
10:30 to 11:30	175	168.4
10:45 to 11:45	164	156.8
A.M. Peak	318	289.6
11:00 to 12:00	171	160.6
11:15 to 12:15	148	135.4
11:30 to 12:30	148	138
11:45 to 12:45	151	142.4
12:00 to 13:00	127	120.1
12:15 to 13:15	139	134.6
12:30 to 13:30	124	117.5
12:45 to 13:45	119	109
13:00 to 14:00	121	112.8
13:15 to 14:15	102	92.7
13:30 to 14:30	101	94.3
13:45 to 14:45	107	105.1
14:00 to 15:00	128	124.2
14:15 to 15:15	148	141.9
14:30 to 15:30	164	157.7
14:45 to 15:45	175	164.2
Inter Peak	175	164.2
15:00 to 16:00	184	169.7
15:15 to 16:15	231	215.5
15:30 to 16:30	249	226.1
15:45 to 16:45	267	241.1
16:00 to 17:00	257	235.2
16:15 to 17:15	227	208.7
16:30 to 17:30	214	198.1
16:45 to 17:45	185	171.8
17:00 to 18:00	171	153.1
17:15 to 18:15	157	134.5
17:30 to 18:30	154	130.8
17:45 to 18:45	174	146.5
18:00 to 19:00	191	161.5
P.M. Peak	267	241.1



	Site / Location: Site A, Crossfield Road / Lancaster Grove	Project No: 6755	Drawing No: 6755-01	Drawn By: SR
	Survey Date: Tuesday 4th October 2016	Project Name: Crossfield Road, Belsize		
	Survey Times: 07:00 to 19:00	Drawing Title: Site Layout and Observed Movements		



6755 / CROSSFIELD BELSIZE
OCTOBER 2016
PEDESTRIAN CROSSING COUNT

SITE: A

DATE: 04/10/2016

LOCATION: Crossfield Road / Lancaster Grove

DAY: TUESDAY

TIME	Arm A		Arm B		Arm C	
	NB	SB	NB	SB	EB	WB
07:00	0	1	0	0	0	3
07:15	0	1	0	0	1	1
07:30	1	0	0	1	1	1
07:45	3	0	1	2	7	1
08:00	9	5	2	24	26	13
08:15	6	0	3	13	22	32
08:30	6	1	1	5	11	17
08:45	14	3	2	3	5	4
09:00	5	1	0	5	5	2
09:15	6	1	1	2	0	0
09:30	2	0	1	1	0	0
09:45	3	1	0	2	5	0
10:00	3	0	1	2	2	2
10:15	0	0	4	3	0	1
10:30	0	1	1	5	5	1
10:45	3	1	1	0	3	1
11:00	2	1	0	1	0	3
11:15	0	0	0	0	3	5
11:30	8	2	2	0	3	1
11:45	2	1	1	7	1	2
12:00	1	0	3	0	2	0
12:15	0	0	2	2	3	1
12:30	0	1	1	1	3	0
12:45	0	2	1	4	1	51
13:00	2	0	0	1	22	4
13:15	3	1	0	1	3	1
13:30	4	0	1	2	1	4
13:45	12	0	0	1	1	21
14:00	6	1	2	2	22	6
14:15	3	0	0	1	3	2
14:30	2	0	2	2	20	1
14:45	1	0	0	0	3	27
15:00	9	1	1	1	7	3
15:15	5	2	1	2	5	22
15:30	1	0	4	2	14	8
15:45	5	0	0	8	6	7
16:00	18	0	1	0	3	10
16:15	4	1	2	0	6	4
16:30	0	3	1	1	6	10
16:45	2	0	3	4	6	11
17:00	4	0	6	3	4	6
17:15	4	0	2	0	11	6
17:30	6	0	1	3	0	3
17:45	6	0	9	0	2	4
18:00	0	0	1	1	7	1
18:15	3	1	1	2	5	1
18:30	3	0	2	1	6	0
18:45	3	1	4	3	4	1
P/TOT	180	34	72	124	276	305



6755 / CROSSFIELD BELSIZE
OCTOBER 2016
PEDESTRIAN TURNING COUNT

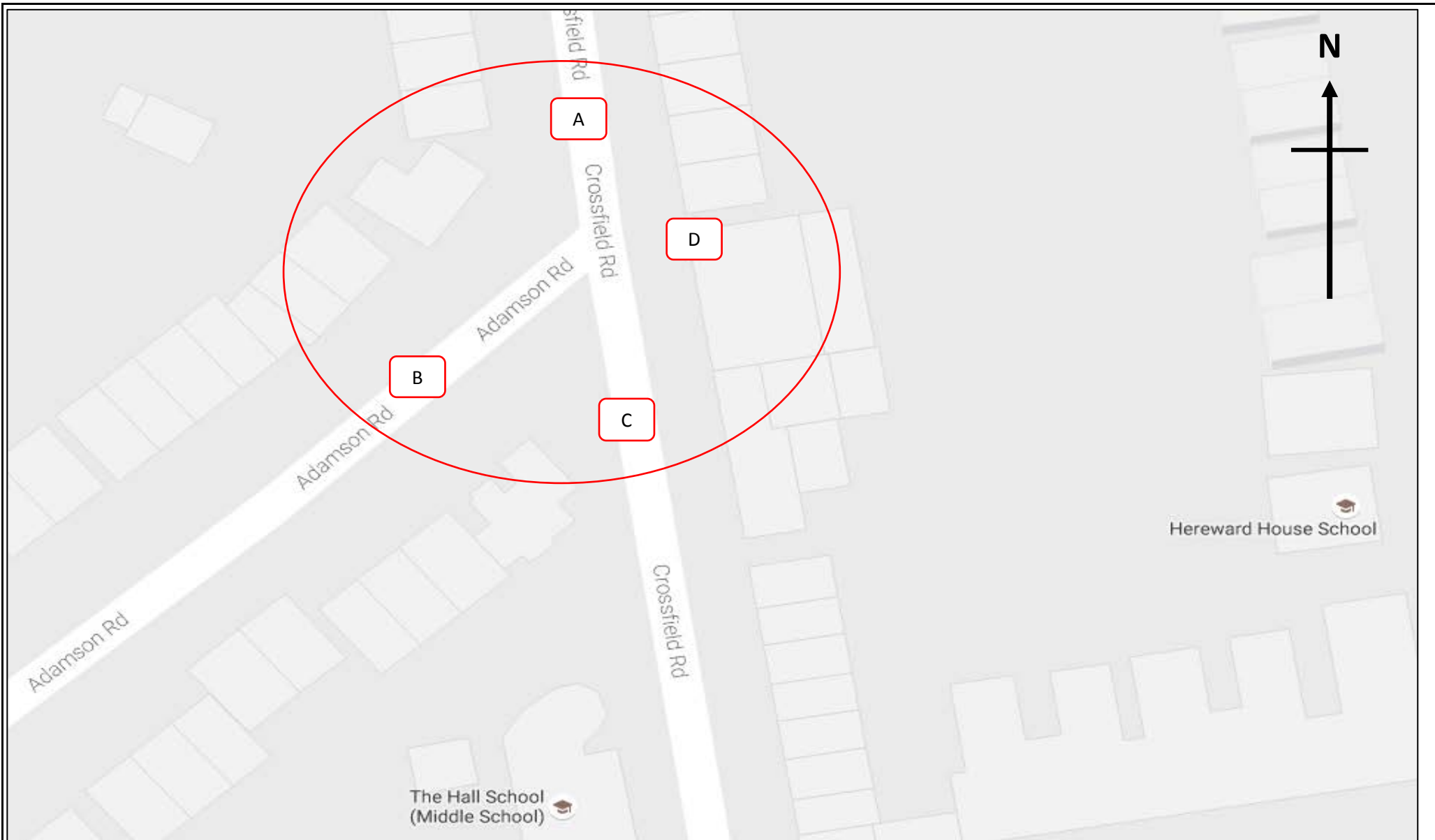
SITE: A


DATE: 04/10/2016

LOCATION: Crossfield Road / Lancaster Grove

DAY: TUESDAY

TIME	A TO B	A TO C	B TO A	B TO C	C TO A	C TO B
07:00	3	2	0	2	1	1
07:15	1	4	1	6	1	4
07:30	4	3	7	5	4	10
07:45	4	12	7	22	10	12
08:00	18	22	19	59	6	56
08:15	50	7	26	39	5	32
08:30	35	8	15	24	26	26
08:45	6	8	8	17	4	28
09:00	3	3	8	19	1	17
09:15	2	1	5	12	3	12
09:30	5	4	2	11	5	9
09:45	2	5	4	11	0	10
10:00	19	6	6	8	0	6
10:15	7	1	1	10	4	4
10:30	3	3	5	24	1	2
10:45	3	3	9	7	3	5
11:00	1	2	4	20	2	13
11:15	9	2	5	5	2	0
11:30	1	4	1	43	3	19
11:45	3	2	4	72	1	14
12:00	1	2	2	9	5	12
12:15	3	1	4	9	3	69
12:30	8	2	3	5	3	9
12:45	3	2	2	20	4	60
13:00	6	2	4	51	1	13
13:15	5	3	3	7	2	11
13:30	8	1	3	24	2	24
13:45	4	0	3	7	0	53
14:00	5	0	5	28	5	16
14:15	5	0	3	8	1	11
14:30	2	1	5	25	2	26
14:45	10	3	3	9	1	26
15:00	13	5	8	10	3	16
15:15	14	5	13	9	4	33
15:30	15	1	20	19	0	18
15:45	7	5	12	46	5	43
16:00	4	2	15	28	8	67
16:15	8	3	12	7	2	18
16:30	11	4	10	17	1	12
16:45	8	2	7	10	2	13
17:00	6	1	15	17	10	17
17:15	12	4	10	16	4	14
17:30	3	2	3	10	3	17
17:45	5	2	2	11	11	16
18:00	3	1	5	20	1	10
18:15	6	2	9	13	5	14
18:30	1	1	3	8	4	11
18:45	4	8	4	10	10	8
P/TOT	359	167	325	869	184	937



	Site / Location:	Site B, Crossfield Road/Adamson Road	Project No:	6755	Drawing No:	6755-02	Drawn By:	SR
	Survey Date:	Tuesday 4th October 2016		Project Name:	Crossfield Road, Belsize			
	Survey Times:	07:00 to 19:00		Drawing Title:	Site Layout and Observed Movements			



6755 / CROSSFIELD BELSIZE
OCTOBER 2016
PEDESTRIAN CROSSING COUNT

SITE: B

DATE: 04/10/2016

LOCATION: Crossfield Road/Adamson Road

DAY: TUESDAY

TIME	Arm A		Arm B		Arm C	
	EB	WB	NB	SB	EB	WB
07:00	0	1	3	0	2	0
07:15	2	1	0	1	6	1
07:30	1	1	4	1	9	3
07:45	3	2	5	6	9	2
08:00	3	6	37	36	39	9
08:15	0	3	9	9	6	4
08:30	3	0	6	0	2	0
08:45	0	1	4	3	2	3
09:00	1	0	2	1	0	1
09:15	0	1	1	2	0	1
09:30	0	2	4	3	3	1
09:45	1	0	0	4	1	1
10:00	1	1	1	1	1	1
10:15	2	3	4	4	2	0
10:30	0	0	1	4	1	1
10:45	1	0	0	4	3	1
11:00	1	0	2	3	0	0
11:15	0	0	1	0	1	1
11:30	1	0	0	5	5	3
11:45	0	0	6	98	0	0
12:00	0	0	4	2	2	3
12:15	0	1	62	1	2	0
12:30	1	0	2	1	1	2
12:45	0	0	1	5	1	0
13:00	0	0	0	7	0	0
13:15	3	1	6	0	0	0
13:30	3	0	0	3	0	0
13:45	1	0	13	1	1	0
14:00	1	0	3	2	3	1
14:15	0	0	1	2	0	0
14:30	2	1	1	3	0	0
14:45	2	3	1	2	0	0
15:00	1	0	4	2	4	3
15:15	2	0	1	3	1	1
15:30	0	3	4	6	6	1
15:45	6	3	24	24	7	4
16:00	3	4	26	7	3	5
16:15	1	0	6	3	4	2
16:30	0	4	1	9	1	2
16:45	2	1	0	3	2	1
17:00	0	1	9	6	3	7
17:15	3	0	3	0	1	1
17:30	1	0	3	2	1	4
17:45	10	0	4	4	0	0
18:00	2	1	2	2	2	0
18:15	4	0	0	3	0	0
18:30	1	1	3	1	2	1
18:45	4	1	2	4	3	2
P/TOT	73	47	276	293	142	73



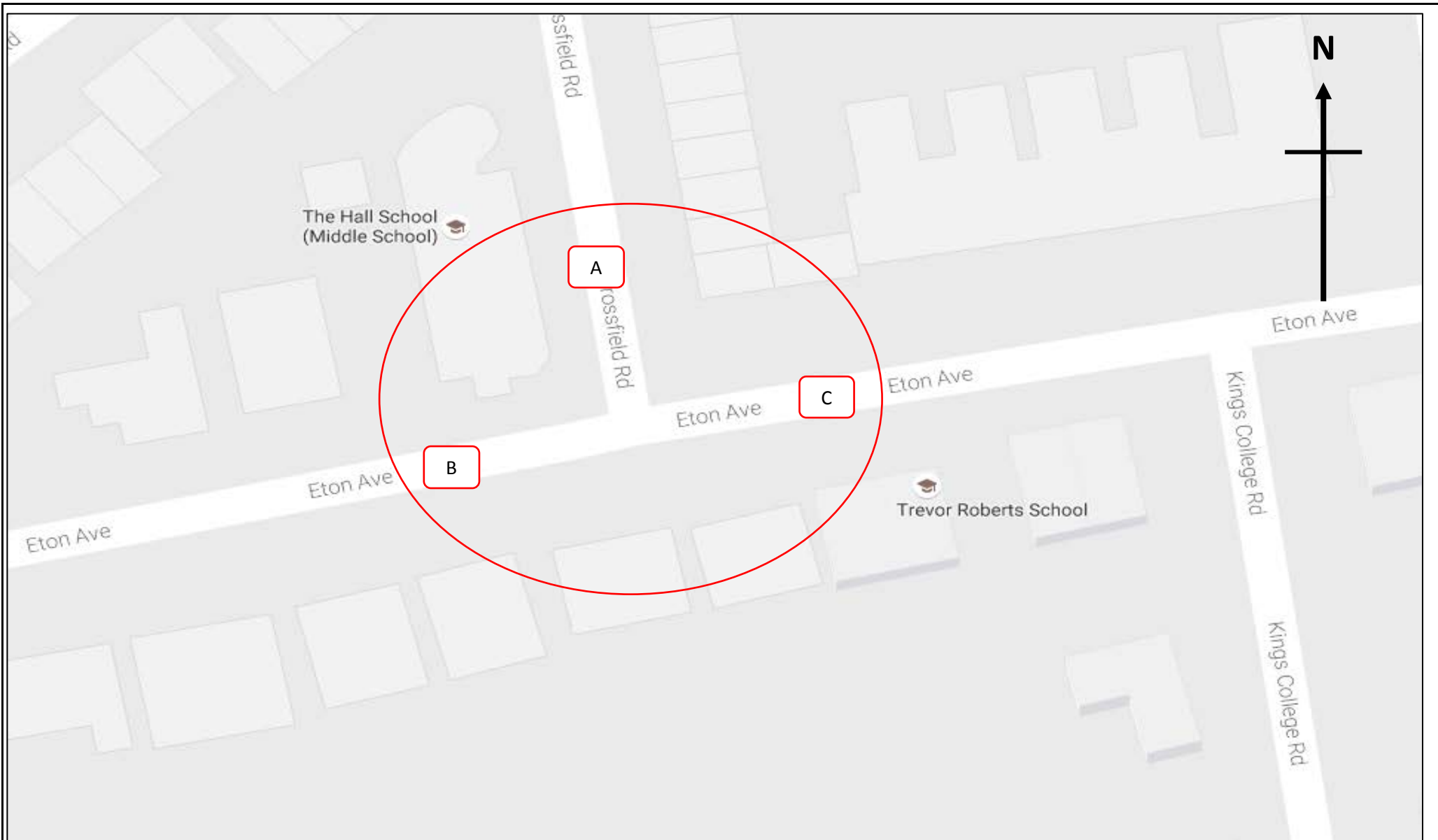
SITE: B

DATE: 04/10/2016

LOCATION: Crossfield Road/Adamson Road

DAY: TUESDAY

TIME	A TO B	A TO C	A TO D	B TO A	B TO C	B TO D	C TO A	C TO B	C TO D	D TO A	D TO B	D TO C
07:00	6	0	0	3	3	0	0	0	0	0	0	0
07:15	12	1	0	4	6	1	1	2	0	0	1	0
07:30	14	2	0	9	9	1	2	2	0	0	0	0
07:45	28	10	0	22	7	0	4	2	3	0	1	2
08:00	29	75	0	14	32	0	48	13	0	1	1	0
08:15	37	13	0	6	11	0	18	3	0	2	0	0
08:30	30	7	0	22	5	0	1	1	0	0	0	0
08:45	28	4	0	24	1	0	7	1	0	0	0	1
09:00	16	2	0	12	4	0	2	4	0	0	1	0
09:15	18	1	0	10	2	0	2	1	0	0	0	0
09:30	9	4	0	11	4	0	5	2	0	0	1	0
09:45	21	3	0	14	1	1	1	0	0	2	0	0
10:00	16	2	0	3	1	0	2	2	0	0	0	0
10:15	11	6	0	7	1	0	3	1	0	0	0	0
10:30	23	5	0	5	0	0	0	1	0	0	0	0
10:45	7	6	3	6	2	0	0	2	0	1	0	0
11:00	8	1	0	11	0	0	6	0	0	1	0	0
11:15	10	22	0	9	0	0	1	0	0	0	0	0
11:30	2	5	0	21	3	0	3	3	0	0	0	0
11:45	11	101	0	7	1	0	6	2	0	0	0	0
12:00	10	4	0	9	2	0	6	1	0	0	0	2
12:15	9	2	0	11	0	0	63	0	0	0	0	0
12:30	7	3	1	8	0	0	7	0	0	0	0	0
12:45	20	2	0	11	2	0	51	0	0	0	0	3
13:00	29	25	0	7	1	0	4	0	1	0	2	0
13:15	6	2	0	10	1	0	6	0	0	0	0	0
13:30	4	22	0	30	1	0	1	17	0	0	0	0
13:45	7	2	0	26	0	0	21	1	0	0	0	0
14:00	9	22	0	19	5	0	6	3	0	0	0	0
14:15	4	3	0	10	0	0	2	0	0	0	0	0
14:30	7	22	0	10	1	0	22	1	0	0	2	0
14:45	9	2	0	8	0	0	23	0	0	0	0	0
15:00	15	4	0	12	4	0	6	5	0	0	1	0
15:15	10	3	0	12	1	0	20	4	0	0	0	0
15:30	9	5	0	22	3	0	3	2	0	0	1	0
15:45	8	39	0	24	4	1	48	10	1	0	0	0
16:00	18	18	0	11	3	0	70	22	0	0	0	0
16:15	10	2	0	19	14	0	2	2	0	0	0	0
16:30	19	5	0	12	1	1	9	7	0	0	0	0
16:45	13	1	0	8	2	0	2	4	0	0	0	1
17:00	12	7	0	28	5	0	11	17	0	0	1	1
17:15	19	0	0	14	0	3	4	0	1	0	0	0
17:30	7	5	0	20	0	0	2	0	0	0	1	0
17:45	11	2	0	30	3	1	0	0	0	0	0	0
18:00	19	3	0	18	2	0	3	4	0	1	0	0
18:15	14	1	0	26	1	0	0	0	0	0	0	0
18:30	9	2	0	19	0	0	1	0	0	0	0	0
18:45	15	2	2	18	2	0	4	2	0	0	1	0
P/TOT	665	480	6	672	151	9	509	144	6	8	14	10



	Site / Location:	Site C, Eton Avenue/Crossfield Road	Project No:	6755	Drawing No:	6755-03	Drawn By:	SR
	Survey Date:	Tuesday 4th October 2016	Project Name:		Crossfield Road, Belsize			
	Survey Times:	07:00 to 19:00	Drawing Title:		Site Layout and Observed Movements			



6755 / CROSSFIELD BELSIZE
OCTOBER 2016
PEDESTRIAN CROSSING COUNT

SITE: C

DATE: 04/10/2016

LOCATION: Eton Avenue/Crossfield Road

DAY: TUESDAY

TIME	Arm A		Arm B		Arm C	
	EB	WB	NB	SB	NB	SB
07:00	5	5	0	1	0	0
07:15	8	20	0	0	0	0
07:30	6	38	3	0	0	1
07:45	16	36	3	1	3	1
08:00	29	70	10	2	9	2
08:15	11	44	1	8	6	1
08:30	16	54	0	0	0	0
08:45	11	31	1	1	0	0
09:00	11	22	0	0	0	0
09:15	13	31	0	0	0	0
09:30	7	10	0	0	0	0
09:45	9	17	0	0	0	0
10:00	12	22	0	1	1	0
10:15	12	11	0	0	0	0
10:30	6	16	0	0	0	0
10:45	4	17	0	0	1	2
11:00	5	23	0	1	0	1
11:15	5	13	0	0	0	0
11:30	6	16	2	0	1	0
11:45	8	13	0	1	0	1
12:00	8	16	0	0	1	2
12:15	6	12	0	0	0	0
12:30	7	17	0	0	0	0
12:45	9	8	0	0	0	0
13:00	10	8	0	1	0	1
13:15	3	9	0	0	1	0
13:30	3	14	0	1	1	0
13:45	5	11	0	0	0	0
14:00	5	7	0	1	0	0
14:15	11	8	0	0	5	1
14:30	15	8	1	0	0	0
14:45	11	17	0	3	0	2
15:00	13	26	0	0	1	0
15:15	10	17	0	0	1	0
15:30	8	17	0	0	0	1
15:45	19	20	2	0	4	1
16:00	24	35	1	3	6	5
16:15	20	25	0	0	0	0
16:30	17	44	2	2	0	0
16:45	26	22	0	0	3	0
17:00	19	34	0	0	0	1
17:15	16	12	1	2	0	0
17:30	13	7	0	0	0	0
17:45	21	9	0	1	1	1
18:00	10	18	2	0	1	2
18:15	15	14	1	0	0	0
18:30	25	9	0	2	2	0
18:45	16	8	2	0	0	0
P/TOT	565	961	32	32	48	26



6755 / CROSSFIELD BELSIZE
OCTOBER 2016
PEDESTRIAN TURNING COUNT

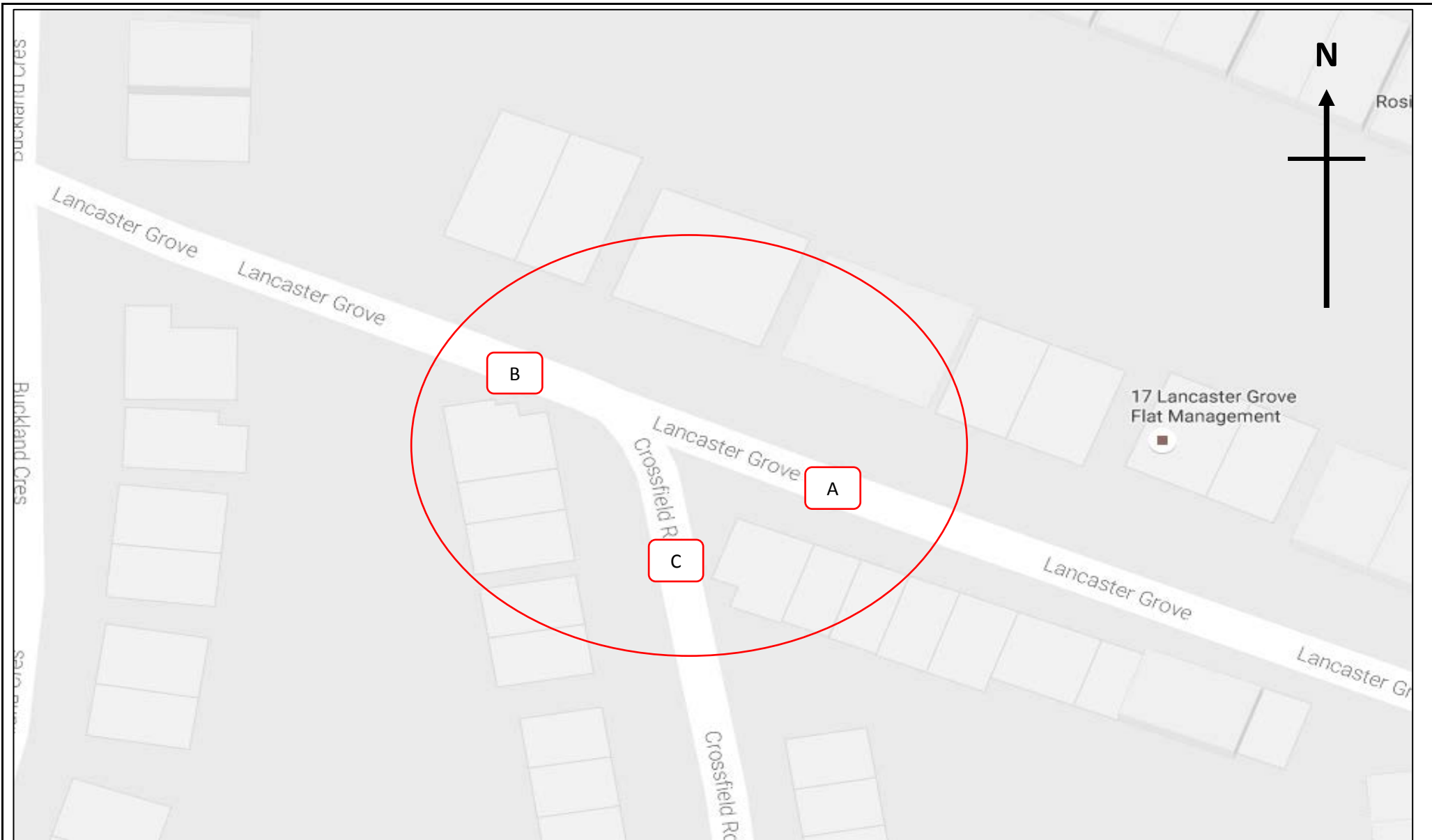
SITE: C


DATE: 04/10/2016

LOCATION: Eton Avenue/Crossfield Road

DAY: TUESDAY

TIME	A TO B	A TO C	B TO A	B TO C	C TO A	C TO B
07:00	1	1	5	9	0	19
07:15	0	1	4	13	0	37
07:30	2	2	6	19	3	63
07:45	2	4	20	48	11	51
08:00	12	9	39	74	44	91
08:15	10	17	7	85	12	101
08:30	1	3	0	34	2	80
08:45	1	2	0	36	3	51
09:00	1	1	0	26	1	46
09:15	3	0	1	27	1	51
09:30	2	1	0	19	1	25
09:45	2	0	2	26	0	37
10:00	2	1	1	20	2	35
10:15	0	2	0	22	2	16
10:30	3	1	1	20	2	31
10:45	0	3	0	14	0	33
11:00	0	1	0	11	1	42
11:15	1	1	1	14	3	41
11:30	0	1	3	16	2	29
11:45	4	1	2	24	1	17
12:00	0	2	0	27	2	25
12:15	1	0	1	21	0	28
12:30	1	0	0	45	1	34
12:45	0	3	2	23	1	18
13:00	2	3	1	31	4	14
13:15	0	1	2	17	1	21
13:30	39	0	1	25	0	27
13:45	3	2	2	21	1	16
14:00	2	0	0	15	5	14
14:15	2	1	1	33	0	11
14:30	0	2	2	27	0	16
14:45	3	3	0	42	1	31
15:00	1	2	2	33	4	48
15:15	0	2	1	20	4	30
15:30	4	0	3	22	2	48
15:45	13	13	110	49	16	32
16:00	46	27	9	50	9	88
16:15	11	5	3	49	1	39
16:30	2	3	3	25	8	75
16:45	5	4	11	48	6	43
17:00	21	2	3	44	1	56
17:15	2	0	0	42	0	29
17:30	3	2	3	40	3	16
17:45	5	4	0	61	0	30
18:00	3	3	2	41	4	31
18:15	2	3	2	61	1	35
18:30	1	0	0	54	0	30
18:45	1	3	3	48	2	20
P/TOT	220	142	259	1571	168	1801



	Site / Location:	Site A, Crossfield Road / Lancaster Grove	Project No:	6755	Drawing No:	6755-01	Drawn By:	SR
	Survey Date:	Wednesday 5th October 2016		Project Name:	Crossfield Road, Belsize			
	Survey Times:	07:00 to 19:00		Drawing Title:	Site Layout and Observed Movements			



6755 / CROSSFIELD BELSIZE
OCTOBER 2016
PEDESTRIAN CROSSING COUNT

SITE: A

DATE: 05/10/2016

LOCATION: Crossfield Road / Lancaster Grove

DAY: WEDNESDAY

TIME	Arm A		Arm B		Arm C	
	NB	SB	NB	SB	EB	WB
07:00	1	1	0	0	1	1
07:15	1	0	0	0	1	0
07:30	2	1	0	0	2	0
07:45	8	4	0	0	10	4
08:00	7	23	3	2	17	18
08:15	2	8	4	2	23	26
08:30	2	1	2	0	6	14
08:45	1	6	2	3	5	4
09:00	1	1	1	0	1	0
09:15	3	0	0	0	2	1
09:30	1	1	0	3	2	0
09:45	2	2	0	0	13	1
10:00	2	4	1	0	4	0
10:15	0	1	1	0	2	3
10:30	0	0	0	2	2	0
10:45	0	0	1	1	5	15
11:00	0	0	1	1	3	1
11:15	0	0	0	1	0	1
11:30	0	1	0	2	7	1
11:45	1	0	1	1	2	4
12:00	0	1	0	1	9	1
12:15	6	0	1	0	5	5
12:30	0	0	0	0	5	4
12:45	0	0	1	0	2	47
13:00	3	0	0	0	2	2
13:15	1	2	0	1	2	4
13:30	0	0	1	0	2	7
13:45	2	0	1	1	3	2
14:00	0	1	1	0	7	15
14:15	0	0	0	1	5	3
14:30	1	0	0	0	1	2
14:45	0	0	1	0	3	4
15:00	0	0	2	0	4	9
15:15	4	1	1	2	11	4
15:30	6	1	0	1	13	6
15:45	2	0	2	2	26	9
16:00	11	0	2	0	15	11
16:15	12	0	6	2	5	7
16:30	10	1	6	0	6	5
16:45	18	9	7	0	2	6
17:00	14	4	1	0	3	7
17:15	1	0	0	0	0	0
17:30	6	1	0	0	1	1
17:45	4	0	2	1	7	1
18:00	1	0	2	1	1	5
18:15	2	0	1	0	3	4
18:30	1	1	5	0	3	0
18:45	0	2	3	0	3	1
P/TOT	139	78	63	31	257	266



6755 / CROSSFIELD BELSIZE
OCTOBER 2016
PEDESTRIAN TURNING COUNT

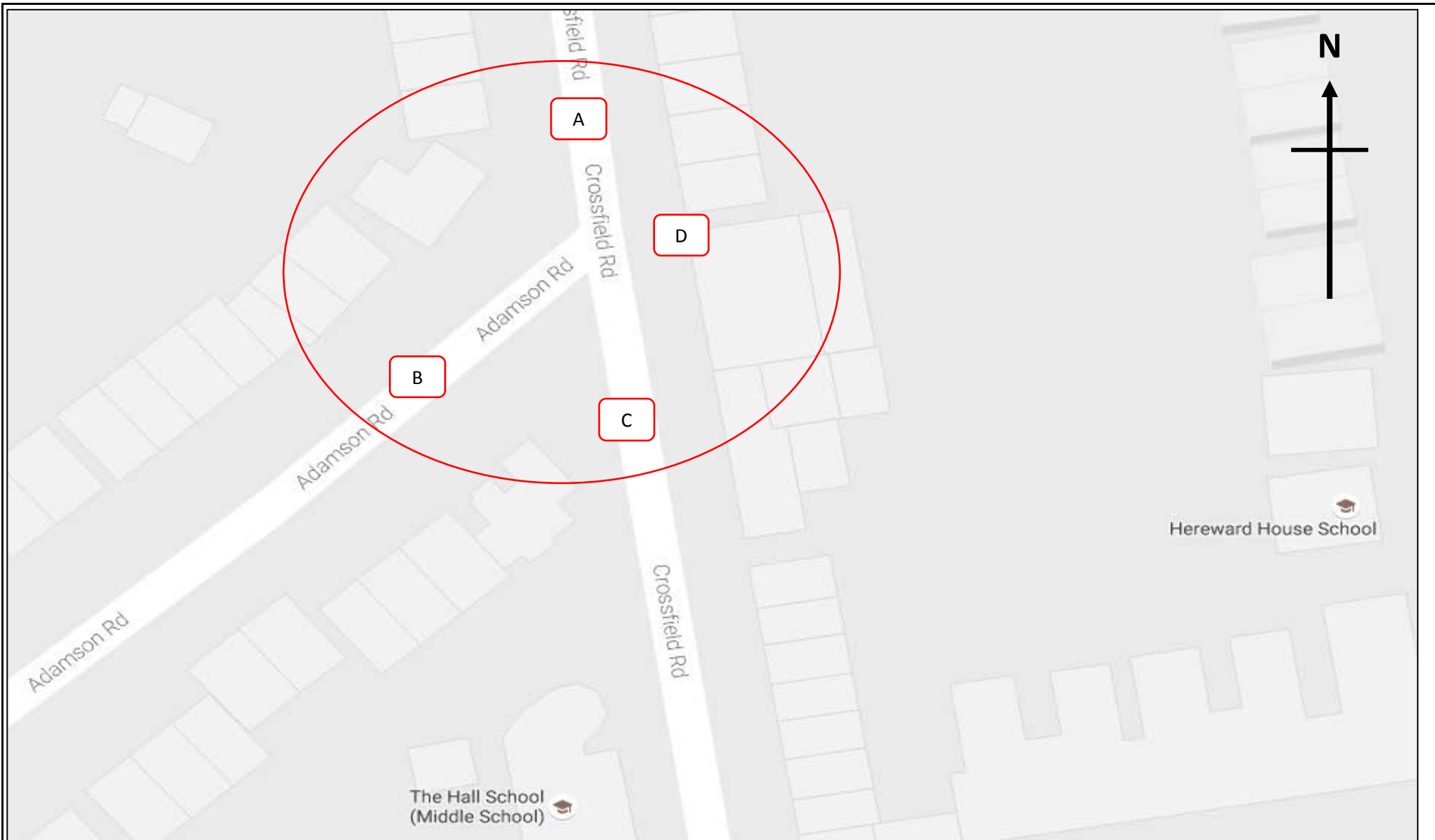
SITE: A

DATE: 05/10/2016

LOCATION: Crossfield Road / Lancaster Grove

DAY: WEDNESDAY

TIME	A TO B	A TO C	B TO A	B TO C	C TO A	C TO B
07:00	1	5	1	4	1	9
07:15	2	5	1	4	0	10
07:30	2	3	6	8	1	4
07:45	9	11	7	26	12	14
08:00	10	15	10	70	0	77
08:15	54	13	33	40	1	45
08:30	20	4	13	24	2	26
08:45	4	10	15	14	5	24
09:00	2	6	6	15	3	14
09:15	4	6	2	15	7	6
09:30	3	6	4	22	0	5
09:45	1	11	3	20	4	6
10:00	3	6	6	2	3	11
10:15	4	4	3	6	1	3
10:30	0	2	2	12	2	12
10:45	8	2	6	19	4	14
11:00	3	3	6	13	1	7
11:15	5	4	0	26	1	6
11:30	4	2	3	18	3	8
11:45	4	4	2	98	3	11
12:00	4	3	9	17	2	12
12:15	7	3	5	9	9	76
12:30	1	2	4	10	2	15
12:45	2	4	7	5	3	49
13:00	2	2	1	13	3	6
13:15	5	6	4	6	0	5
13:30	5	2	1	4	2	19
13:45	2	1	4	11	2	6
14:00	6	3	8	11	2	19
14:15	3	2	7	6	3	8
14:30	1	0	3	5	0	9
14:45	5	1	2	10	2	10
15:00	13	1	4	5	2	12
15:15	8	4	10	16	1	19
15:30	10	3	16	32	3	12
15:45	6	0	20	48	2	18
16:00	7	12	9	30	10	50
16:15	7	1	10	8	4	34
16:30	7	7	12	12	27	15
16:45	16	11	23	15	30	15
17:00	14	6	8	7	14	23
17:15	6	6	2	6	5	12
17:30	2	1	1	14	12	12
17:45	6	5	11	11	8	14
18:00	6	2	2	18	7	8
18:15	6	0	3	7	7	11
18:30	2	6	6	14	5	14
18:45	2	7	4	11	4	8
P/TOT	304	223	325	817	225	823



	Site / Location:	Site B, Crossfield Road/Adamson Road	Project No:	6755	Drawing No:	6755-02	Drawn By:	SR
	Survey Date:	Wednesday 5th October 2016		Project Name:	Crossfield Road, Belsize			
	Survey Times:	07:00 to 19:00		Drawing Title:	Site Layout and Observed Movements			



6755 / CROSSFIELD BELSIZE
OCTOBER 2016
PEDESTRIAN CROSSING COUNT

SITE: B

DATE: 05/10/2016

LOCATION: Crossfield Road/Adamson Road

DAY: WEDNESDAY

TIME	Arm A		Arm B		Arm C	
	EB	WB	NB	SB	EB	WB
07:00	2	1	2	1	0	0
07:15	0	1	3	2	4	1
07:30	1	0	0	2	7	2
07:45	11	1	3	2	12	1
08:00	0	1	43	26	29	2
08:15	0	1	19	10	5	2
08:30	2	0	5	1	4	0
08:45	1	3	5	6	2	4
09:00	0	1	0	2	1	2
09:15	0	0	1	5	3	0
09:30	2	2	0	3	3	0
09:45	2	4	0	6	3	0
10:00	2	1	2	0	3	2
10:15	0	1	2	0	0	1
10:30	1	0	3	2	1	1
10:45	11	4	1	1	1	0
11:00	2	0	1	3	1	2
11:15	0	0	1	0	0	2
11:30	2	0	4	10	2	4
11:45	1	0	4	84	2	4
12:00	1	1	1	17	2	3
12:15	3	1	70	0	0	0
12:30	0	0	2	3	3	1
12:45	1	1	3	0	4	2
13:00	1	0	0	2	0	1
13:15	1	1	0	2	4	3
13:30	0	2	8	0	7	2
13:45	4	1	0	1	1	0
14:00	0	1	1	1	0	1
14:15	1	5	2	1	0	1
14:30	2	2	2	2	3	0
14:45	2	1	6	0	2	1
15:00	2	1	4	5	0	0
15:15	1	0	2	2	3	1
15:30	2	0	6	17	1	2
15:45	2	0	19	25	6	6
16:00	3	2	24	8	4	9
16:15	2	1	5	8	2	5
16:30	11	0	9	2	3	4
16:45	7	2	3	3	5	1
17:00	3	8	8	3	3	13
17:15	2	1	2	3	1	0
17:30	4	0	3	3	1	2
17:45	5	1	4	3	3	1
18:00	4	1	0	4	1	0
18:15	9	1	6	2	3	5
18:30	3	3	1	1	2	2
18:45	3	1	1	4	9	1
P/TOT	119	59	291	288	156	97



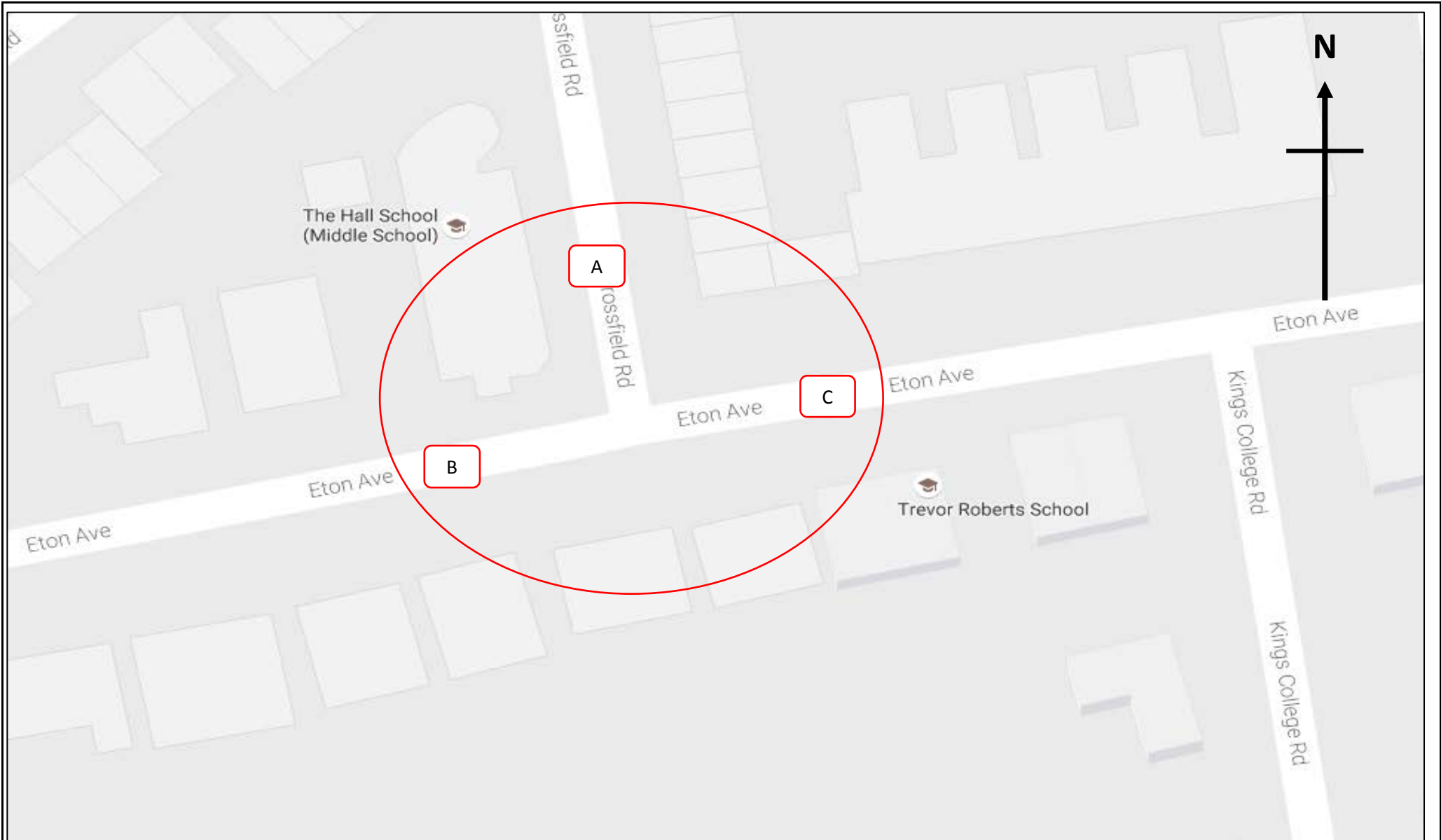
SITE: B


DATE: 05/10/2016

LOCATION: Crossfield Road/Adamson Road

DAY: WEDNESDAY

TIME	A TO B	A TO C	A TO D	B TO A	B TO C	B TO D	C TO A	C TO B	C TO D	D TO A	D TO B	D TO C
07:00	9	1	0	6	0	1	0	1	0	0	1	0
07:15	12	1	0	7	5	0	1	0	0	1	0	0
07:30	18	1	0	3	5	0	0	0	1	0	0	0
07:45	14	17	0	21	16	0	6	2	0	0	0	0
08:00	28	63	0	21	36	0	58	11	0	2	0	0
08:15	35	23	0	11	9	0	21	1	0	0	1	0
08:30	32	3	0	20	3	0	1	1	0	0	0	0
08:45	25	8	0	17	0	1	3	2	1	1	2	1
09:00	21	2	0	15	0	0	1	1	0	0	2	0
09:15	22	4	0	7	4	0	2	0	0	0	0	0
09:30	19	5	1	8	0	0	1	0	1	0	0	3
09:45	27	4	11	9	1	1	1	2	3	0	0	2
10:00	9	0	0	9	3	0	4	0	1	1	1	2
10:15	7	1	1	5	0	0	1	3	1	0	0	1
10:30	12	2	1	8	5	0	4	3	0	1	0	0
10:45	13	1	10	3	0	0	2	0	0	11	1	0
11:00	13	2	0	9	0	0	0	1	1	0	0	1
11:15	9	21	0	4	2	0	2	2	1	0	1	1
11:30	10	12	1	11	2	1	2	1	3	1	0	3
11:45	9	84	0	10	3	0	5	2	0	0	1	12
12:00	12	18	0	7	1	0	9	1	2	0	0	2
12:15	9	4	0	14	0	1	71	2	1	0	0	0
12:30	7	3	0	12	1	0	8	2	0	0	0	0
12:45	6	2	0	2	4	0	49	1	1	0	0	4
13:00	13	3	0	7	2	0	1	1	0	0	0	0
13:15	8	5	0	11	1	0	1	3	0	0	1	0
13:30	5	1	0	10	8	0	9	4	3	0	0	1
13:45	8	4	2	9	1	1	1	1	0	1	0	0
14:00	11	3	1	9	1	0	5	1	1	10	0	0
14:15	14	1	0	6	1	0	5	1	3	0	0	4
14:30	7	1	0	7	4	0	1	1	0	3	0	1
14:45	4	0	3	7	2	0	5	2	0	0	0	0
15:00	8	3	0	15	2	0	0	3	1	1	1	0
15:15	6	8	0	9	1	0	4	1	0	0	0	0
15:30	12	16	0	11	3	1	1	1	0	0	0	0
15:45	7	47	0	10	16	0	25	15	0	0	0	0
16:00	21	13	0	12	8	0	47	22	0	0	1	0
16:15	3	14	0	18	2	0	20	13	0	0	0	0
16:30	13	1	0	36	5	0	8	8	0	0	0	0
16:45	15	5	0	39	4	0	13	7	0	0	0	0
17:00	9	7	0	24	3	0	10	19	0	0	0	0
17:15	12	4	0	14	2	2	5	1	0	0	1	0
17:30	12	1	0	20	2	1	1	3	0	0	0	1
17:45	8	1	0	27	5	0	1	1	0	0	0	0
18:00	18	3	0	16	1	0	0	4	1	0	0	0
18:15	7	5	0	25	1	1	3	2	0	0	0	0
18:30	19	3	0	18	8	1	3	2	0	0	0	0
18:45	8	5	0	14	5	2	1	0	0	0	1	0
P/TOT	626	436	31	613	188	14	422	155	26	33	15	39



	Site / Location:	Site C, Eton Avenue/Crossfield Road	Project No:	6755	Drawing No:	6755-03	Drawn By:	SR
	Survey Date:	Wednesday 5th October 2016		Project Name:	Crossfield Road, Belsize			
	Survey Times:	07:00 to 19:00		Drawing Title:	Site Layout and Observed Movements			



6755 / CROSSFIELD BELSIZE
OCTOBER 2016
PEDESTRIAN CROSSING COUNT

SITE: C

DATE: 05/10/2016

LOCATION: Eton Avenue/Crossfield Road

DAY: WEDNESDAY

TIME	Arm A		Arm B		Arm C	
	EB	WB	NB	SB	NB	SB
07:00	2	5	0	0	0	0
07:15	9	17	0	0	0	0
07:30	13	40	0	1	0	0
07:45	16	31	1	0	3	3
08:00	22	60	7	0	1	0
08:15	12	66	0	6	3	2
08:30	19	47	0	0	0	0
08:45	13	21	1	0	1	2
09:00	7	26	0	1	0	0
09:15	10	22	0	0	0	1
09:30	10	22	0	0	1	2
09:45	8	20	1	0	1	2
10:00	7	9	0	0	0	1
10:15	9	23	0	0	3	1
10:30	9	11	1	1	0	1
10:45	9	21	1	0	1	1
11:00	7	12	0	2	0	0
11:15	7	18	0	0	0	0
11:30	11	14	0	1	0	0
11:45	15	22	0	1	0	0
12:00	18	20	0	0	0	1
12:15	12	12	0	0	0	0
12:30	10	21	0	1	0	1
12:45	17	11	2	0	0	2
13:00	9	14	2	0	0	1
13:15	6	32	0	0	0	0
13:30	10	41	6	1	0	0
13:45	14	9	2	1	0	1
14:00	14	12	1	0	1	0
14:15	9	16	0	0	1	1
14:30	10	14	0	0	0	2
14:45	6	9	0	1	0	0
15:00	21	11	0	0	0	0
15:15	14	16	0	1	0	1
15:30	18	15	0	0	3	0
15:45	32	21	1	2	31	0
16:00	14	42	0	0	3	0
16:15	15	25	1	2	3	1
16:30	17	26	0	4	0	0
16:45	21	31	1	1	0	0
17:00	25	23	0	2	0	1
17:15	14	20	0	0	4	1
17:30	7	18	1	1	0	0
17:45	21	25	2	0	0	0
18:00	19	21	0	0	0	0
18:15	23	9	1	0	1	0
18:30	14	6	0	3	0	3
18:45	19	11	2	0	0	0
P/TOT	644	1038	34	33	61	32



6755 / CROSSFIELD BELSIZE
OCTOBER 2016
PEDESTRIAN TURNING COUNT

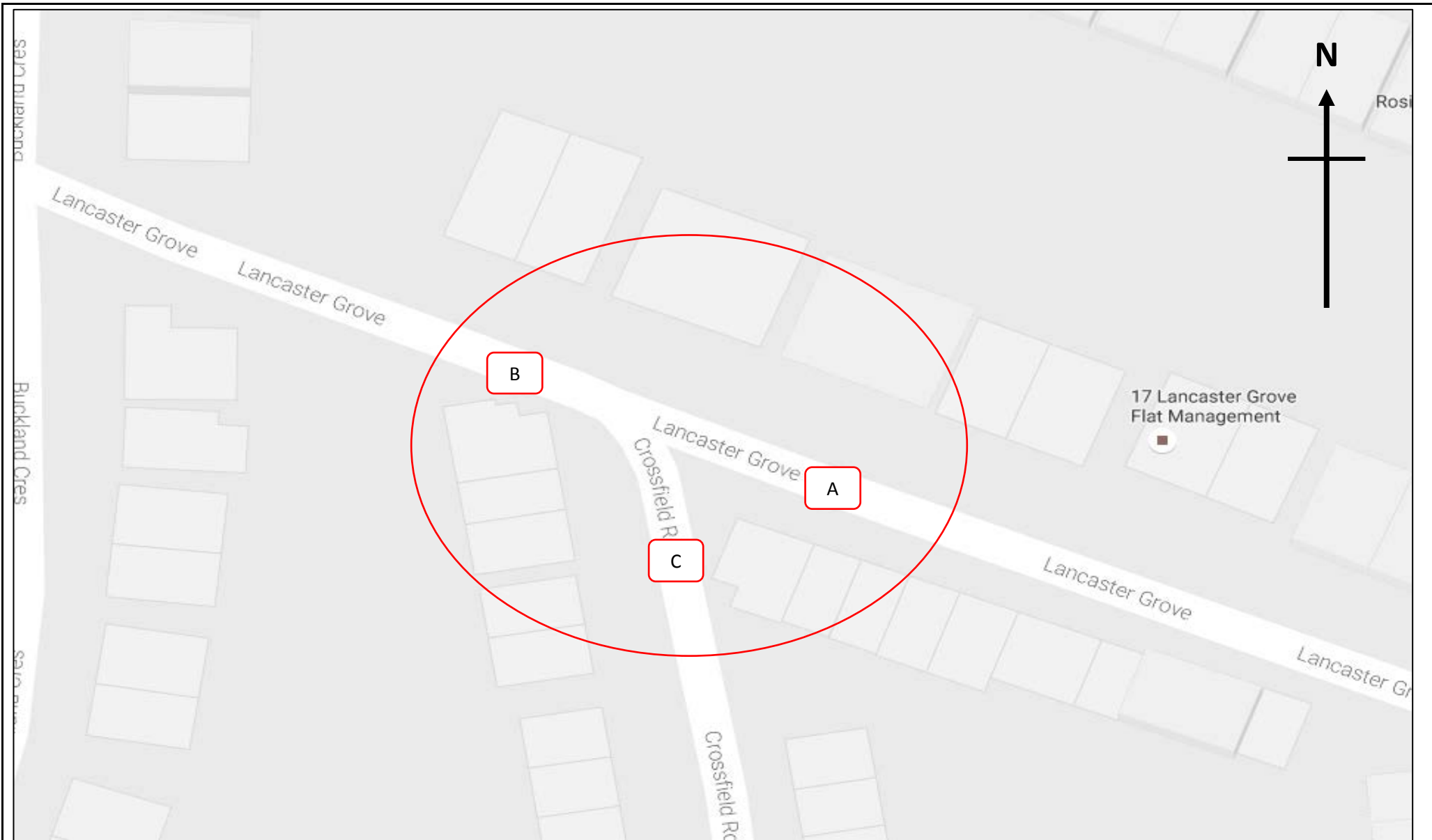
SITE: C


DATE: 05/10/2016

LOCATION: Eton Avenue/Crossfield Road

DAY: WEDNESDAY

TIME	A TO B	A TO C	B TO A	B TO C	C TO A	C TO B
07:00	0	1	3	4	1	19
07:15	1	1	5	14	1	28
07:30	0	2	4	29	4	63
07:45	7	7	26	35	10	53
08:00	15	4	29	69	25	79
08:15	7	10	7	69	6	119
08:30	2	1	2	40	2	83
08:45	0	2	0	33	0	50
09:00	1	0	1	24	2	54
09:15	4	2	1	22	0	41
09:30	0	0	1	14	0	35
09:45	2	4	1	16	0	32
10:00	0	3	0	19	1	22
10:15	1	0	2	21	3	61
10:30	0	1	1	18	1	25
10:45	1	1	0	25	2	34
11:00	0	0	1	22	0	32
11:15	0	0	0	21	1	27
11:30	2	1	2	23	4	22
11:45	0	3	2	26	2	31
12:00	1	1	2	29	3	27
12:15	1	3	3	33	3	16
12:30	1	1	3	32	2	34
12:45	6	1	2	37	0	22
13:00	2	2	1	17	0	29
13:15	24	2	0	31	3	19
13:30	93	24	2	26	3	43
13:45	1	1	2	32	1	26
14:00	0	3	1	25	3	20
14:15	0	1	0	24	3	22
14:30	0	1	0	19	1	64
14:45	1	0	0	25	2	12
15:00	0	3	2	39	1	29
15:15	5	3	4	31	5	46
15:30	1	3	4	56	22	42
15:45	21	9	53	134	8	20
16:00	52	19	55	43	12	90
16:15	9	3	3	29	0	41
16:30	7	4	6	49	5	41
16:45	10	4	6	39	5	41
17:00	9	8	1	63	5	47
17:15	1	4	1	47	3	57
17:30	3	2	3	45	2	39
17:45	0	3	3	49	4	39
18:00	3	2	3	47	2	38
18:15	5	3	6	60	7	22
18:30	5	6	4	47	2	23
18:45	5	7	3	59	3	21
P/TOT	309	166	261	1711	175	1880



	Site / Location: Site A, Crossfield Road / Lancaster Grove	Project No: 6755	Drawing No: 6755-01	Drawn By: SR
	Survey Date: Thursday 6th October 2016	Project Name: Crossfield Road, Belsize		
	Survey Times: 07:00 to 19:00	Drawing Title: Site Layout and Observed Movements		



6755 / CROSSFIELD BELSIZE
OCTOBER 2016
PEDESTRIAN CROSSING COUNT

SITE: A

DATE: 06/10/2016

LOCATION: Crossfield Road / Lancaster Grove

DAY: THURSDAY

TIME	Arm A		Arm B		Arm C	
	NB	SB	NB	SB	EB	WB
07:00	0	0	0	0	1	1
07:15	0	0	0	0	0	0
07:30	1	0	1	1	0	1
07:45	10	4	1	0	4	3
08:00	5	17	0	4	16	18
08:15	4	9	2	1	21	25
08:30	8	4	4	3	13	10
08:45	4	3	1	2	0	7
09:00	0	2	2	2	3	1
09:15	0	0	0	0	1	4
09:30	0	0	2	0	7	2
09:45	0	0	0	0	0	58
10:00	0	0	0	0	2	3
10:15	3	1	0	0	1	1
10:30	1	0	4	0	1	5
10:45	0	0	0	0	2	1
11:00	2	0	0	3	1	4
11:15	2	1	4	0	2	3
11:30	2	1	2	0	1	3
11:45	1	1	1	0	3	1
12:00	0	0	0	1	1	1
12:15	0	1	0	0	2	2
12:30	0	0	0	0	24	1
12:45	0	0	0	0	1	2
13:00	2	0	0	6	24	1
13:15	0	0	0	0	3	0
13:30	1	0	0	3	21	19
13:45	2	0	1	1	4	23
14:00	0	1	2	0	0	5
14:15	0	2	0	0	0	22
14:30	0	2	3	0	20	0
14:45	2	1	1	0	10	23
15:00	0	2	2	0	10	5
15:15	5	1	4	1	6	30
15:30	3	0	6	0	18	3
15:45	1	3	0	3	18	6
16:00	21	1	6	3	12	11
16:15	7	0	3	0	1	4
16:30	26	1	2	1	4	2
16:45	21	4	6	3	16	6
17:00	7	0	1	0	1	8
17:15	5	1	3	0	6	0
17:30	1	0	1	2	2	3
17:45	4	0	6	0	3	5
18:00	1	0	1	1	1	3
18:15	1	0	4	0	0	0
18:30	9	4	2	2	5	0
18:45	2	2	1	0	2	6
P/TOT	164	69	79	43	294	342



6755 / CROSSFIELD BELSIZE
OCTOBER 2016
PEDESTRIAN TURNING COUNT

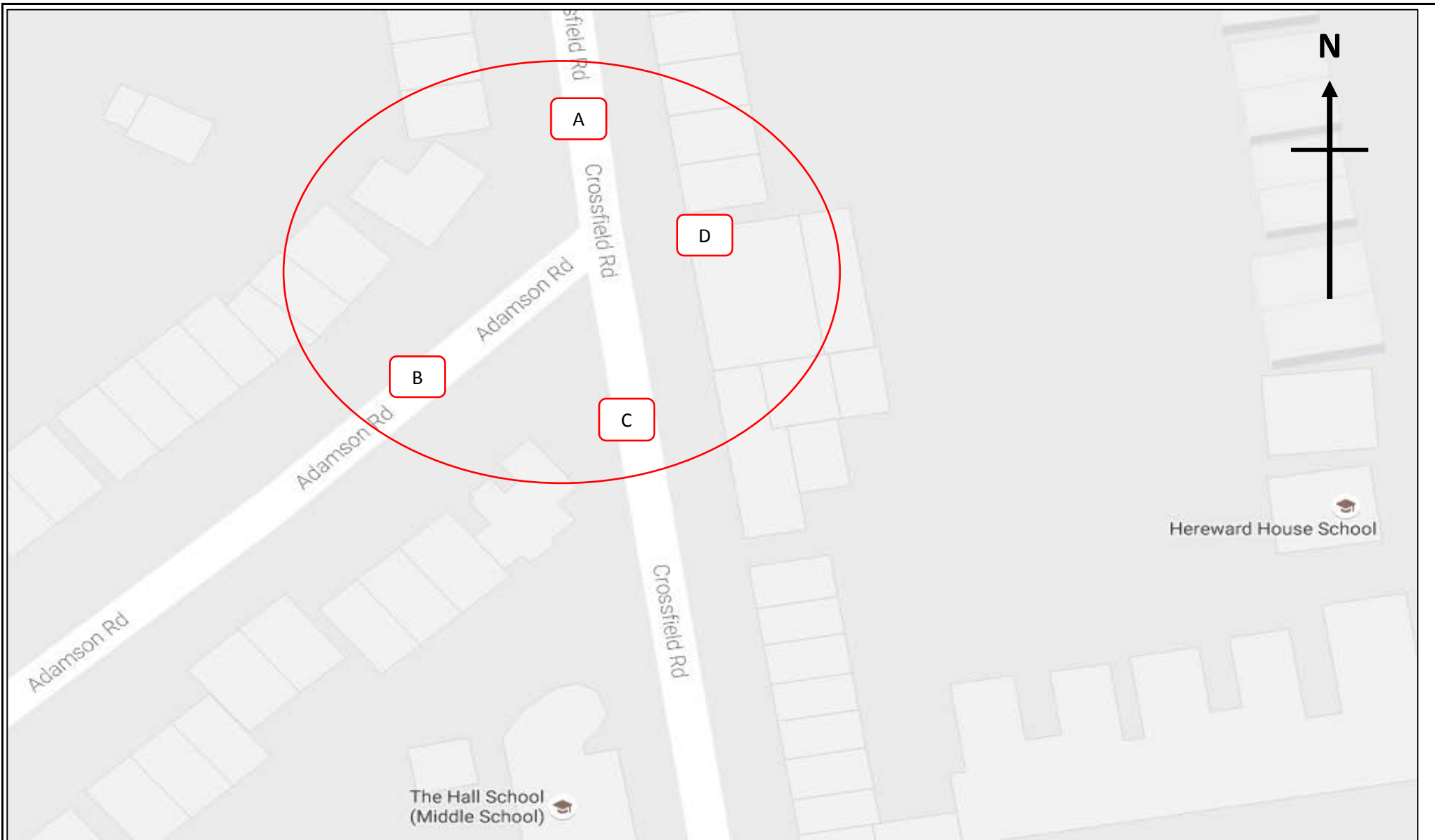
SITE: A

DATE: 06/10/2016

LOCATION: Crossfield Road / Lancaster Grove

DAY: THURSDAY

TIME	A TO B	A TO C	B TO A	B TO C	C TO A	C TO B
07:00	1	1	2	0	0	2
07:15	1	5	1	6	2	7
07:30	4	4	2	9	1	8
07:45	10	1	5	29	9	19
08:00	45	10	12	66	7	46
08:15	47	9	32	47	7	45
08:30	21	6	20	25	4	24
08:45	7	5	5	14	4	25
09:00	2	6	7	67	0	9
09:15	6	4	2	18	6	8
09:30	2	1	8	10	1	11
09:45	2	5	1	18	0	33
10:00	6	7	6	10	3	25
10:15	2	3	1	6	1	7
10:30	5	8	1	12	2	7
10:45	2	0	3	10	0	6
11:00	4	1	2	7	3	7
11:15	4	2	4	7	2	10
11:30	4	2	2	53	2	7
11:45	3	0	6	89	2	19
12:00	5	3	1	8	2	11
12:15	4	2	6	9	1	128
12:30	1	0	5	26	6	6
12:45	2	2	3	5	1	21
13:00	6	2	20	52	0	6
13:15	3	2	5	8	2	9
13:30	3	1	4	27	2	27
13:45	2	2	4	4	3	31
14:00	3	1	4	23	0	14
14:15	3	4	2	5	1	25
14:30	2	1	2	25	2	8
14:45	8	3	3	8	7	31
15:00	8	4	10	10	2	6
15:15	18	4	10	10	4	38
15:30	8	4	23	43	2	13
15:45	3	3	14	47	3	12
16:00	11	6	12	35	10	52
16:15	5	3	8	9	6	21
16:30	4	2	15	17	24	19
16:45	17	5	18	29	37	16
17:00	7	7	2	18	14	24
17:15	5	6	5	12	11	6
17:30	3	5	4	8	8	9
17:45	1	6	2	9	11	19
18:00	4	5	4	10	3	15
18:15	6	0	0	17	7	21
18:30	7	7	8	12	8	19
18:45	7	7	9	3	11	9
P/TOT	334	177	325	992	244	941



	Site / Location:	Site B, Crossfield Road/Adamson Road	Project No:	6755	Drawing No:	6755-02	Drawn By:	SR
	Survey Date:	Thursday 6th October 2016		Project Name:	Crossfield Road, Belsize			
	Survey Times:	07:00 to 19:00		Drawing Title:	Site Layout and Observed Movements			



6755 / CROSSFIELD BELSIZE
OCTOBER 2016
PEDESTRIAN CROSSING COUNT

SITE: B

DATE: 06/10/2016

LOCATION: Crossfield Road/Adamson Road

DAY: THURSDAY

TIME	Arm A		Arm B		Arm C	
	EB	WB	NB	SB	EB	WB
07:00	1	0	0	0	3	0
07:15	1	1	1	1	5	1
07:30	0	2	0	1	5	3
07:45	2	0	9	12	12	4
08:00	6	5	43	27	28	7
08:15	0	2	12	13	7	4
08:30	3	1	9	1	2	1
08:45	1	0	1	2	2	0
09:00	55	3	2	1	0	0
09:15	1	0	1	3	3	4
09:30	2	1	2	2	3	0
09:45	1	1	0	1	0	0
10:00	2	0	0	4	1	1
10:15	0	3	1	0	2	1
10:30	1	2	2	1	1	0
10:45	0	0	0	1	2	1
11:00	1	0	0	2	1	1
11:15	0	0	5	2	1	0
11:30	0	2	4	4	0	0
11:45	0	0	5	115	3	2
12:00	4	1	3	9	3	1
12:15	0	1	118	1	2	3
12:30	3	0	3	1	1	2
12:45	1	0	3	1	2	2
13:00	0	0	5	5	3	1
13:15	0	0	4	2	1	2
13:30	1	0	2	1	2	0
13:45	0	3	2	0	1	0
14:00	22	1	1	3	4	0
14:15	1	0	1	2	0	3
14:30	1	2	0	1	1	0
14:45	0	0	2	1	5	0
15:00	1	1	1	3	2	0
15:15	1	0	4	2	0	2
15:30	1	0	3	16	0	1
15:45	0	0	10	20	5	11
16:00	2	2	22	9	2	7
16:15	0	0	5	7	4	4
16:30	1	0	4	3	4	1
16:45	5	2	9	4	2	3
17:00	6	6	4	8	5	5
17:15	6	1	5	3	0	4
17:30	6	1	1	1	5	5
17:45	0	0	0	1	1	1
18:00	4	0	3	2	1	0
18:15	5	0	1	2	0	1
18:30	4	4	1	10	10	2
18:45	2	1	4	2	4	0
P/TOT	154	49	318	313	151	91



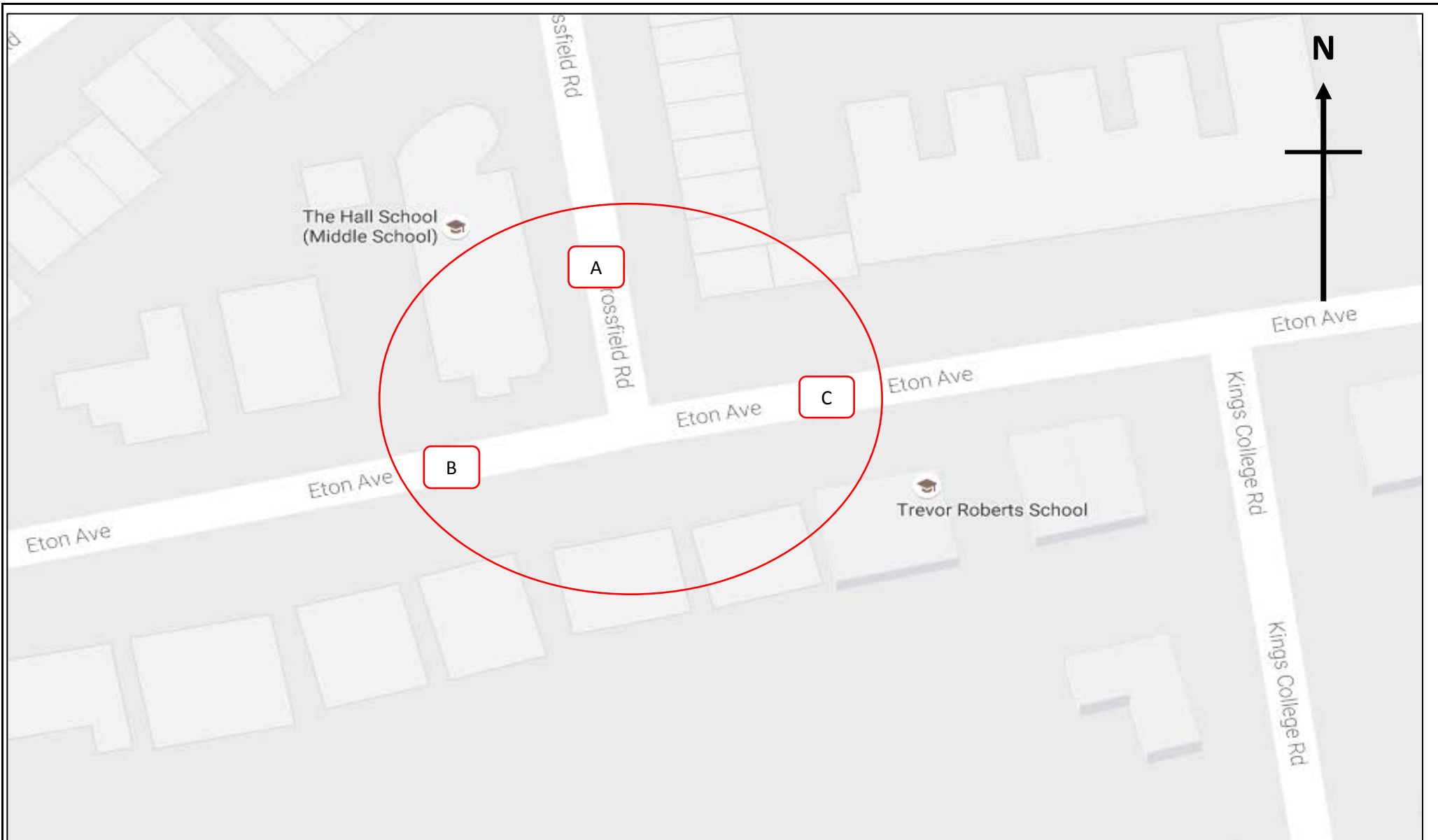
SITE: B

DATE: 06/10/2016

LOCATION: Crossfield Road/Adamson Road

DAY: THURSDAY

TIME	A TO B	A TO C	A TO D	B TO A	B TO C	B TO D	C TO A	C TO B	C TO D	D TO A	D TO B	D TO C
07:00	3	0	0	1	3	0	1	0	0	0	0	0
07:15	15	6	0	9	5	0	1	1	0	0	2	0
07:30	12	1	0	2	5	0	1	4	3	0	0	2
07:45	13	17	0	26	14	0	9	2	1	1	0	0
08:00	38	65	0	22	31	0	52	12	0	2	1	0
08:15	34	24	0	12	8	0	23	3	0	0	0	0
08:30	28	5	0	23	3	1	5	1	0	0	0	0
08:45	27	2	0	21	3	0	1	3	0	0	0	0
09:00	23	58	0	8	2	0	3	1	0	0	0	0
09:15	16	5	0	11	3	0	3	3	0	0	1	0
09:30	9	2	0	10	3	0	2	0	0	0	0	0
09:45	20	4	0	15	1	1	56	2	0	0	1	0
10:00	19	1	0	46	2	0	0	0	0	0	0	0
10:15	13	1	0	3	2	0	4	0	0	0	0	0
10:30	11	6	0	5	0	0	2	1	3	0	0	1
10:45	8	3	1	5	1	1	3	1	0	0	1	0
11:00	11	2	0	5	0	0	3	1	2	0	0	2
11:15	6	4	0	10	2	0	3	1	0	0	0	0
11:30	8	7	0	10	1	0	10	1	0	0	1	0
11:45	5	116	0	6	2	0	4	4	1	0	0	1
12:00	6	10	0	9	3	0	120	3	0	0	0	0
12:15	14	1	0	13	2	0	4	4	0	0	0	0
12:30	4	23	0	7	2	0	0	1	1	1	0	1
12:45	7	3	0	23	1	0	2	0	1	0	1	1
13:00	25	29	0	4	2	1	3	3	0	0	0	0
13:15	12	1	0	10	2	0	3	1	0	0	0	0
13:30	6	21	0	9	4	0	22	25	1	0	0	1
13:45	9	0	0	15	2	1	24	1	0	1	0	0
14:00	2	24	0	10	5	0	6	3	0	0	0	0
14:15	6	5	0	7	1	0	23	2	0	0	0	0
14:30	10	21	0	9	1	0	2	2	0	0	1	0
14:45	11	0	0	16	1	0	22	2	0	0	0	1
15:00	11	4	0	6	4	0	1	0	0	0	0	0
15:15	13	5	0	19	2	0	25	3	0	0	0	0
15:30	25	14	0	14	2	0	1	2	0	0	0	0
15:45	27	26	0	9	9	0	14	11	0	0	0	0
16:00	20	17	3	18	3	0	42	23	0	1	0	0
16:15	12	6	0	23	1	0	4	17	0	0	0	0
16:30	13	5	0	27	9	0	5	7	0	0	0	0
16:45	20	15	1	38	4	1	10	7	0	0	0	1
17:00	27	1	0	24	7	2	20	19	0	0	1	0
17:15	12	3	1	26	0	0	2	9	0	0	1	0
17:30	12	1	0	25	0	0	6	1	0	0	0	0
17:45	14	1	0	26	1	0	2	0	0	0	0	0
18:00	16	0	0	20	1	0	2	2	0	0	0	0
18:15	20	1	0	31	3	0	1	1	0	0	0	0
18:30	10	11	2	26	6	1	2	1	0	0	0	0
18:45	6	5	0	22	5	0	3	0	0	0	0	0
P/TOT	689	582	8	736	174	9	557	191	13	6	11	11



	Site / Location:	Site C, Eton Avenue/Crossfield Road	Project No:	6755	Drawing No:	6755-03	Drawn By:	SR
	Survey Date:	Thursday 6th October 2016		Project Name:	Crossfield Road, Belsize			
	Survey Times:	07:00 to 19:00		Drawing Title:	Site Layout and Observed Movements			



6755 / CROSSFIELD BELSIZE
OCTOBER 2016
PEDESTRIAN CROSSING COUNT

SITE: C

DATE: 06/10/2016

LOCATION: Eton Avenue/Crossfield Road

DAY: THURSDAY

TIME	Arm A		Arm B		Arm C	
	EB	WB	NB	SB	NB	SB
07:00	4	11	0	3	0	0
07:15	9	22	1	0	0	0
07:30	12	30	0	0	0	2
07:45	22	38	1	1	0	1
08:00	32	59	10	6	1	4
08:15	21	69	0	5	0	4
08:30	14	41	1	1	0	0
08:45	12	33	0	0	1	1
09:00	15	26	0	1	0	1
09:15	8	20	0	0	0	0
09:30	1	31	0	1	2	1
09:45	5	23	1	0	0	0
10:00	9	23	0	0	1	0
10:15	6	18	0	0	0	0
10:30	4	10	0	1	0	2
10:45	6	13	0	0	0	0
11:00	7	9	0	0	0	2
11:15	4	18	1	0	0	2
11:30	9	9	0	0	0	0
11:45	4	13	3	5	0	0
12:00	1	27	0	0	0	0
12:15	8	9	0	0	0	0
12:30	6	18	0	0	0	0
12:45	11	16	0	0	0	1
13:00	5	28	0	0	0	0
13:15	8	16	0	0	0	3
13:30	4	10	1	0	0	0
13:45	9	16	0	0	0	0
14:00	3	13	0	0	0	0
14:15	14	10	1	0	0	0
14:30	6	15	1	1	0	0
14:45	11	6	1	0	0	0
15:00	7	16	0	0	0	1
15:15	9	32	2	0	0	0
15:30	8	12	2	0	0	0
15:45	20	16	1	0	0	3
16:00	25	34	3	2	4	4
16:15	10	19	2	0	0	0
16:30	22	15	2	0	0	0
16:45	16	19	0	4	0	3
17:00	39	52	1	4	0	0
17:15	18	34	0	1	0	0
17:30	14	14	0	0	0	0
17:45	19	20	0	0	0	0
18:00	18	9	3	0	0	0
18:15	13	9	1	0	0	0
18:30	14	22	0	3	1	0
18:45	16	20	1	1	0	0
P/TOT	558	1043	40	40	10	35



6755 / CROSSFIELD BELSIZE
OCTOBER 2016
PEDESTRIAN TURNING COUNT

SITE: C

DATE: 06/10/2016

LOCATION: Eton Avenue/Crossfield Road

DAY: THURSDAY

TIME	A TO B	A TO C	B TO A	B TO C	C TO A	C TO B
07:00	1	0	2	8	0	19
07:15	1	2	4	21	1	34
07:30	1	0	6	22	6	57
07:45	6	2	16	44	16	49
08:00	20	17	51	74	36	88
08:15	14	17	6	76	7	114
08:30	1	2	1	36	0	80
08:45	2	0	1	33	3	55
09:00	4	2	1	35	1	45
09:15	1	0	1	18	0	33
09:30	1	2	0	11	4	40
09:45	4	1	0	13	1	35
10:00	1	1	0	15	0	40
10:15	0	1	0	18	4	26
10:30	2	4	1	14	5	26
10:45	0	0	1	18	0	25
11:00	1	2	0	19	0	21
11:15	0	2	1	19	1	32
11:30	1	1	1	26	1	16
11:45	2	5	1	20	2	19
12:00	1	0	0	12	1	36
12:15	1	2	1	20	1	14
12:30	1	0	0	19	0	22
12:45	2	2	1	19	1	20
13:00	3	0	2	16	2	35
13:15	2	4	1	32	3	18
13:30	45	1	0	19	1	18
13:45	0	1	2	23	1	33
14:00	2	1	1	16	0	23
14:15	5	1	2	24	2	14
14:30	0	0	0	22	2	24
14:45	4	0	2	45	0	21
15:00	1	2	0	19	1	45
15:15	3	1	1	28	7	49
15:30	1	0	5	28	1	36
15:45	16	8	66	60	6	23
16:00	45	12	27	51	12	86
16:15	17	5	0	50	0	41
16:30	4	2	3	48	5	47
16:45	12	8	9	60	5	31
17:00	24	13	3	68	0	78
17:15	2	3	0	48	4	47
17:30	2	1	0	39	1	17
17:45	2	2	0	46	0	38
18:00	2	0	0	54	0	21
18:15	2	0	4	50	0	23
18:30	5	2	13	55	8	29
18:45	2	2	5	48	1	30
P/TOT	269	134	242	1559	153	1773