









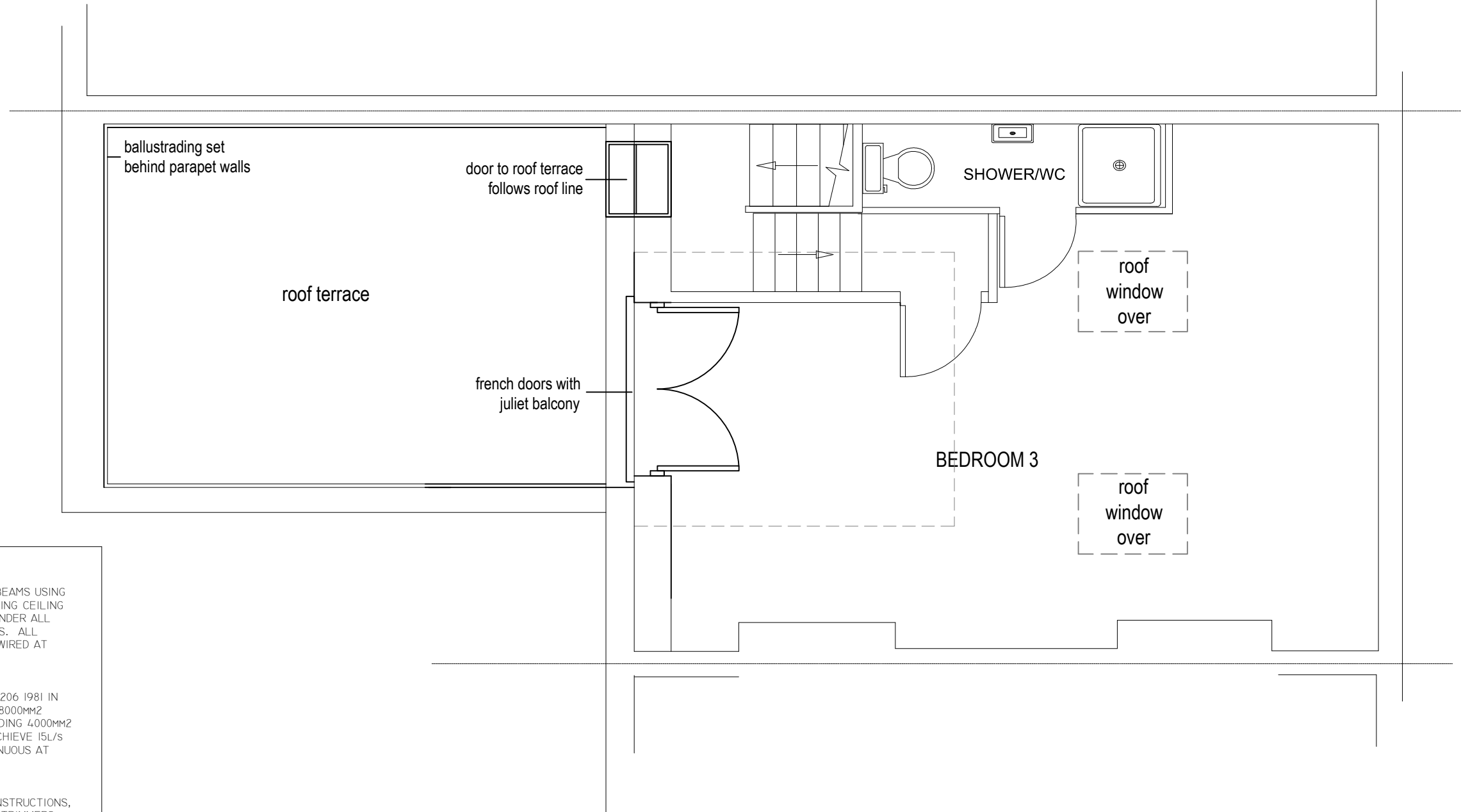


DO NOT SCALE FROM DRAWINGS. ALL DIMENSIONS ARE TO BE CHECKED ON SITE. ANY ALTERATIONS TO BE CONFIRMED BY ARCHITECT. ANY BUILDING WORK STARTED BEFORE PERMISSION HAS BEEN GRANTED BY RELEVANT AUTHORITIES IS DONE SO AT THE OWNERS RISK.

NOTES AND LEGEND

-  DOORS TO BE FD 30 FIRE DOOR SET IN FIRE RESISTANT FRAME FITTED WITH PERKO DOOR CLOSER OR SIMILAR. DOOR STOPS TO BE 24 X 30 MINIMUM AND CLUED AND SCREWED.
-  SELF CONTAINED MAINS OPERATED INTERLINKED SMOKE ALARMS TO BE FITTED TO ALL LANDING CEILINGS TO BS 5446.
-  SWITCHES TWIN 13A SOCKET (WHITE)
-  SINGLE GANG LIGHT SWITCH
-  DOWNLIGHT FITTING (CHROME FINISH)
-  BULK HEAD LIGHT
-  EXTRACTOR FAN
-  COMPACT FLOURESCENT LIGHTING
-  FUSED SPUR
-  ISOLATOR SWITCH



Proposed Loft Plan

FLOOR:
 22MM T&G CHIPBOARD FLOORING ON (SEE PLANS) SOFTWOOD JOISTS FIXED TO BEAMS USING GALVANISED JOIST HANGERS. JOISTS AND BEAMS TO BE 25MM CLEAR OF EXISTING CEILING CONSTRUCTION AND 50MM CLEAR OF CHIMNEY FLUES. DOUBLE FLOOR JOISTS UNDER ALL PARTITIONS. ALL MULTIPLE BEAMS TO BE BOLTED AT 600cTRS USING M12 BOLTS. ALL STRUCTURAL STEELWORK TO BE ENCASED IN 2 LAYERS 12.5MM PLASTERBOARD WIRED AT 150cTRS.

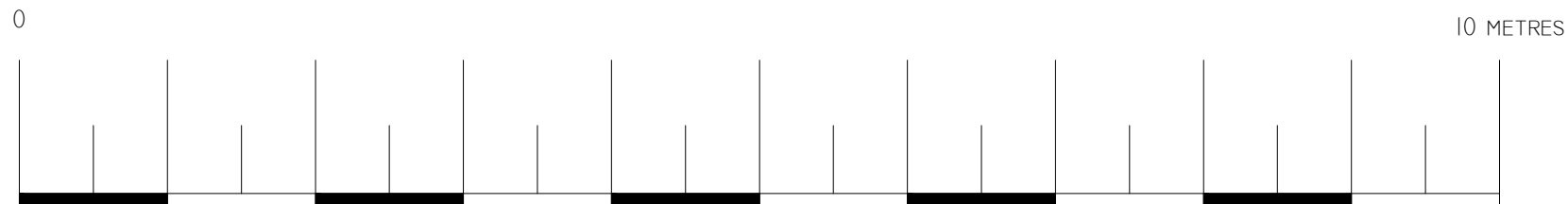
WINDOWS/VENTILATION:

ALL WINDOWS TO BE DOUBLE GLAZED TO CONFORM TO BS 7950 - 1997 AND BS6206 1981 IN CRITICAL LOCATIONS. HABITABLE ROOMS TO HAVE A TRICKLE VENT PROVIDING 8000MM² VENTILATION. NEW SHOWER/BATHROOM AREA TO HAVE A TRICKLE VENT PROVIDING 4000MM² VENTILATION, (IF FIRRED TO A WINDOW) AND A MECHANICAL VENTILATOR TO ACHIEVE 15L/S EXTRATION. PROPRIETY EQUAL TO 25MM CONTINOUS AT EAVES AND 5MM CONTINOUS AT RIDGE LEVEL. ACHIEVING 2.0 W/M2K U-VALUE.

ROOF WINDOWS:

ALL ROOF WINDOWS TO BE DOUBLE GLAZED AND FITTED TO MANUFACTURERS INSTRUCTIONS, TRIMMED BOTH SIDES WITH DOUBLED UP RAFTERS PROVIDING TOP AND BOTTOM TRIMMERS. ESCAPE ROOFLIGHT 500 X 800 CLEAR WHEN OPEN, SET 1700MM MAX FROM EAVES WITH CILL HEIGHT OF 600-1100MM FROM FINISHED FLOOR LEVEL. U-VALUE 1.8W/M2K

ALL NEW ELECTRICAL WORK IS TO BE DESIGNED, INSTALLED, INSPECTED AND TESTED IN ACCORDANCE WITH BS 7671 (IEE WIRING REGULATIONS 16TH EDITION) AND UNDERTAKEN BY NIC/EIC OR ECA CONTRACTOR. ALSO WORKS ARE TO BE UNDERTAKEN BY AN INSTALLER REGISTERED UNDER A SUITABLE ELECTRICAL SELF-CERTIFICATION SCHEME, OR ALTERNATIVELY BY A SUITABLY QUALIFIED PERSON, WITH A CERTIFICATE OF COMPLETION PASSED BY THAT PERSON TO BUILDING CONTROL ON COMPLETION OF WORKS.



MOTCOMB LOFTS
 9 MOTCOMB STREET
 LONDON
 SW1 8LA
 TEL 0207 245 1150 / FAX 0207 720 569
 Enquiries@motcomblofts.com / www.motcomblofts.com

CLIENT:
 84 CONSTANTINE ROAD,
 NW3 2LZ

JOB:
 PROPOSED LOFT CONVERSION

DATE:
 7TH DEC 2010

SCALE:
 1:50/A3

DRAWING TITLE:
 PROPOSED SECTION B-B

DRAWING NUMBER:
 84CON06

REVISION:

A - 07-03-2011 - removed front dormer, amended rear dormer width, added external roof terrace stair and ballustrade positioning

B - 10-03-2011 - changed dormer width, added roof terrace door, added juliet balcony, french doors now open inwards

C - 10-03-2011 - dormer width now has 500mm either side of french doors