

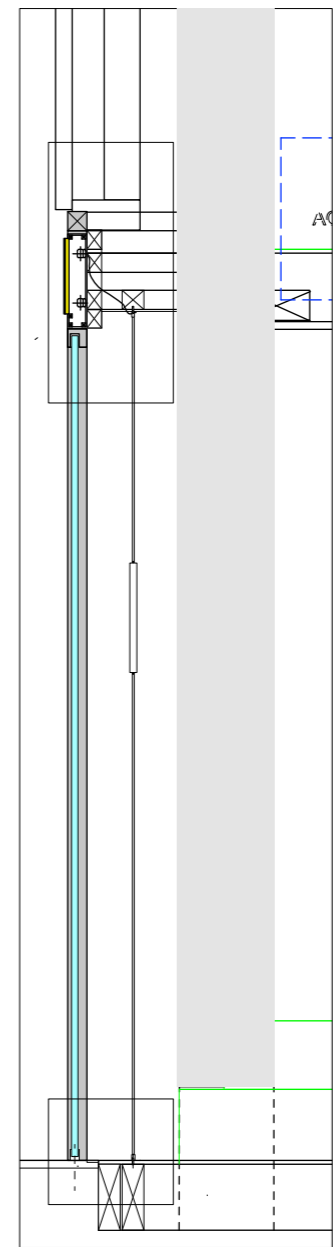
IMPORTANT NOTE: DETAILS OF SHOPFRONT AND MEZZANINE STRUCTURE CALCULATIONS, SIGNAGE CONTRACTOR TO BE DISCUSSED . STRUCTURAL ENGINEER TO ADVISE .

LANDLORD TO APPROVE CLIENTS BUILD TEAMS DETAILS PRIOR TO INSTALLATION

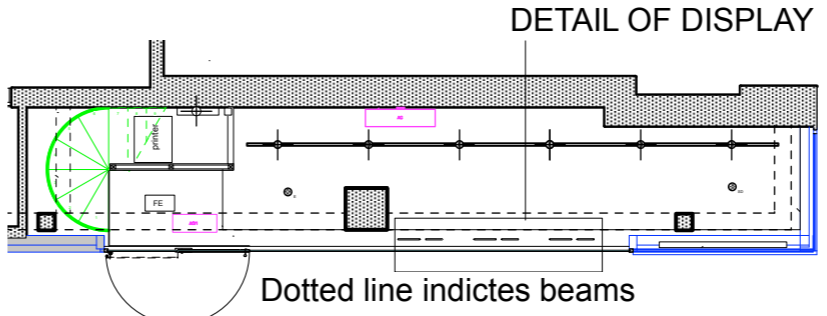

Electrical supply to be chased through. Electrical contractor to advise. All power cables to be concealed or chased through galvanised conduits

Allow for a soffit, framework . Structural engineer to advise
 Mezzanine contractor to provide details

DETAIL SECTION A SCALE 1:50



SECTION A SCALE 1:50



RCP PLAN SCALE 1:100

The Contractor to advise on all details and ensure stability and strength of construction. The Contractor to provide setting out and rod drawings for approval prior to construction.

The Contractor to check all dimensions on site and relate to these drawings. The Contractor to report any discrepancies to Designers to construction.

All services to Local Authorities, BCO and Environmental Health requirements and to Service Engineer's details.

All structure to Structural Engineer's details and Local Authority and BCO requirements.

All construction and materials to comply

Contractor shall comply with:
 The CDM 2007 Regulations
 Fire Precautions Act 1971 ;
 Code of Practice for the Prevention of Fires on Construction sites and Buildings Undergoing Refurbishment (workplace) regulations 1997

Health & Safety at Work Regulations 1974 Code of Welfare conditions as outlined in the National Working Rule Agreement for the Building Industry and any Statutory Rules and Orders relating to the provision and maintenance of welfare and safety measures and amenities for all work people employed on site.

The workplace (Health , safety and welfare) Regulations 1992
 The Construction (Health , safety and welfare) Regulations 1996

Copyright © 2014 CJ Design Limited
 All rights reserved
 This drawing is property of Charlie Jones Ltd. It may not be duplicated or disclosed to any third part for any purpose except as authorised in writing by Charlie Jones Ltd
 No part of this design work may be reproduced without prior permission of the copyright owners.
 All dimensions and site levels on this drawing to be checked on site and any discrepancies reported to the designer prior to commencement of the work.

No dimensions to be scaled from this drawing. If in doubt ask.
 Rev A 031116 Issue For Costing

Client	KAY & CO
Project date	3RD DECEMBER
Location	Kay & Co, 6 Pancras Square Kings Cross
Job No.	K1 - Kay & Co
Drawing Name:	Signage Detail Display Detail
Drawing No.	CJ-DET-I-201
Drawn By:	
Scale:	1:50, 1:4
Rev	A

 CJ Design Ltd
 No.28
 24 St Pancras Way
 London NW1 0NY
 Email: charlie@cjdesign.uk.com
 T. 0207 383 4937
 M. 0789 4664112

shopfront frame

High Level Signage illuminated Fret Cut lettering . Refer to John Anthony Signs. Contact: Jim.Gray@johnanthony signs.com Mobile: 07976 770204 Email:

Shopfront contractor to provide details for landlord approval

Display wires to be fixed through floor. Contractor to advise on fixings. Refer to manufacturer details

Fairfield Displays
 Light Pockets
 Deluxe
 Contact Lee
 Edward
 07967 809204

Contractor to liaise with landlord build team regarding installation method, and fixing details for landlord approval.

Display wires to be fixed through floor. Contractor to advise.

DETAIL SECTION B SCALE 1:4

NEW floor joists, and sub-structure . Contractor to advise.