

SITE DIMENSION 7023

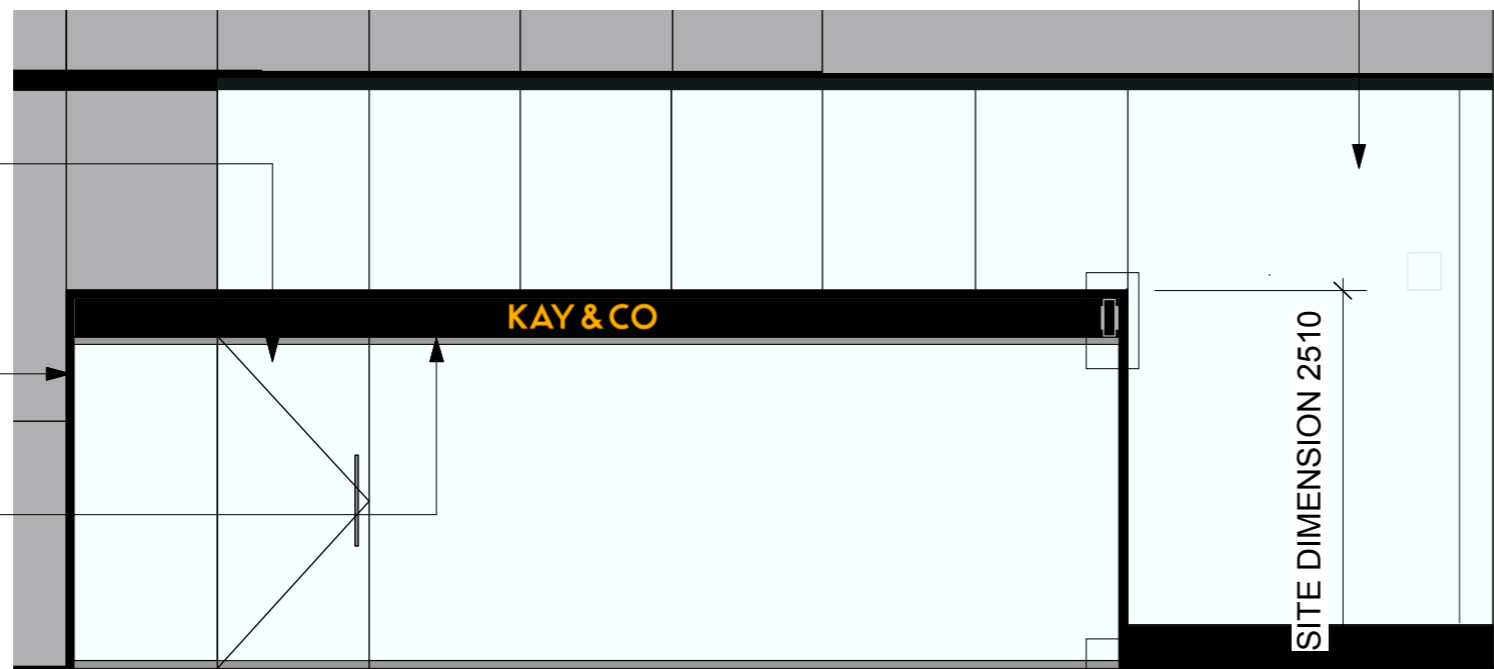
Existing shopfront, glazing to be replaced by landlord TBC .

Landlord glazing above bulkhead to be clear . Allow for semi translucent vinyl to inside of shop front

New glass door allow for minimal frame. door to swing outwards , door stop and catch to be allowed for . Contractor to advise where required.

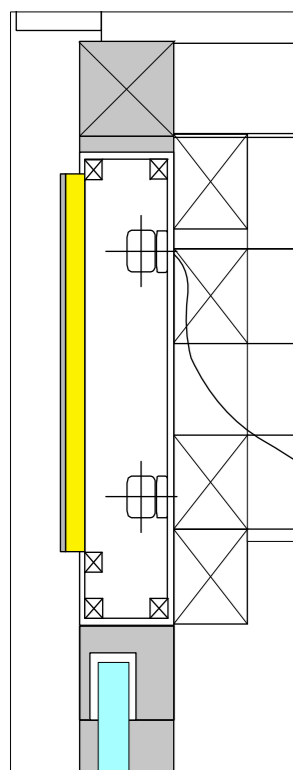
New shopfront frame

Signage by John Anthony Signs
Mobile: 07976 770204
Email: Jim.Gray@johnanthony signs.com

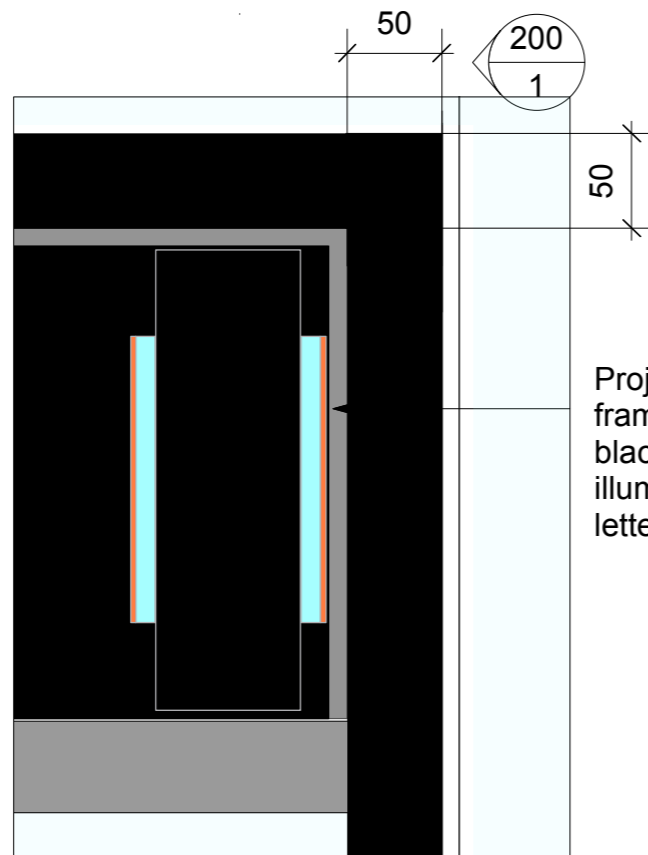


DETAIL SEE BELOW.

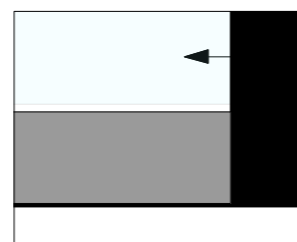
PROPOSED SHOPFRONT FACADE
SCALE 1:50



DETAIL SECTION SHOPFRONT FACADE
SCALE 1:4



Projecting sign. Alu framed box sprayed black ,w/fret cut 'halo' illuminated individual letters.



Brushed s/s channel for shopfront glazing

DETAIL SHOPFRONT FACADE
SCALE 1:4

Builders work

Proposed shopfront to have black goalpost frame, to be fixed to existing landlords structure discreetly.

Drawings to be supplied by glazing contractor , with structural engineer calculations and loadings required for landlord approval.

Entrance Door

Double swing door 180° to have brushed s/s fittings top and bottom kick plates. Door to be pivoted on top and bottom mechanisms recessed into floor. Contractor to advise. Refer to specification schedule.

High level illuminated signage to be installed. Brushed S/S channels top and Bottom to be fixed to landlords structure for glazing to be shuffled in .

Existing shopfront to be removed - See Photo above Contractor to supply method statements etc, and liaise for landlord approval prior to removal / installation.

Read drawing with CJ-EL-I-104 Proposed Elevation

The Contractor to advise on all details and ensure stability and strength of construction. The Contractor to provide setting out and rod drawings for approval prior to construction.

The Contractor to check all dimensions on site and relate to these drawings. The Contractor to report any discrepancies to Designers to construction.

All services to Local Authorities, BCO and Environmental Health requirements and to Service Engineer's details.

All structure to Structural Engineer's details and Local Authority and BCO requirements.

All construction and materials to comply

Contractor shall comply with:
The CDM 2007 Regulations
Fire Precautions Act 1971 ;
Code of Practice for the Prevention of Fires on Construction sites and Buildings Undergoing Refurbishment (workplace) regulations 1997

Health & Safety at Work Regulations 1974 Code of Welfare conditions as outlined in the National Working Rule Agreement for the Building Industry and any Statutory Rules and Orders relating to the provision and maintenance of welfare and safety measures and amenities for all work people employed on site.

The workplace (Health , safety and welfare) Regulations 1992
The Construction (Health , safety and welfare) Regulations 1996

Copyright © 2014 CJ Design Limited
All rights reserved

This drawing is property of Charlie Jones Ltd. It may not be duplicated or disclosed to any third part for any purpose except as authorised in writing by Charlie Jones Ltd

No part of this design work may be reproduced without prior permission of the copyright owners.

All dimensions and site levels on this drawing to be checked on site and any discrepancies reported to the designer prior to commencement of the work.

No dimensions to be scaled from this drawing. If in doubt ask.

Rev A	121016	Detail updated
Rev B	031116	Issue for Costing

Client	KAY & CO
Project date	3RD DECEMBER
Location	Kay & Co, 6 Pancras Square Kings Cross
Job No.	K1 - Kay & Co
Drawing Name:	PROPOSED SHOPFRONT DETAILS
Drawing No.	CJ-DET-I-200
Drawn By:	
Scale:	1:50, 1:4
Rev	B



CJ Design Ltd
No.28
24 St Pancras Way
London NW1 0NY
Email: charlie@cjdesign.uk.com
T. 0207 383 4937
M. 0789 4664112