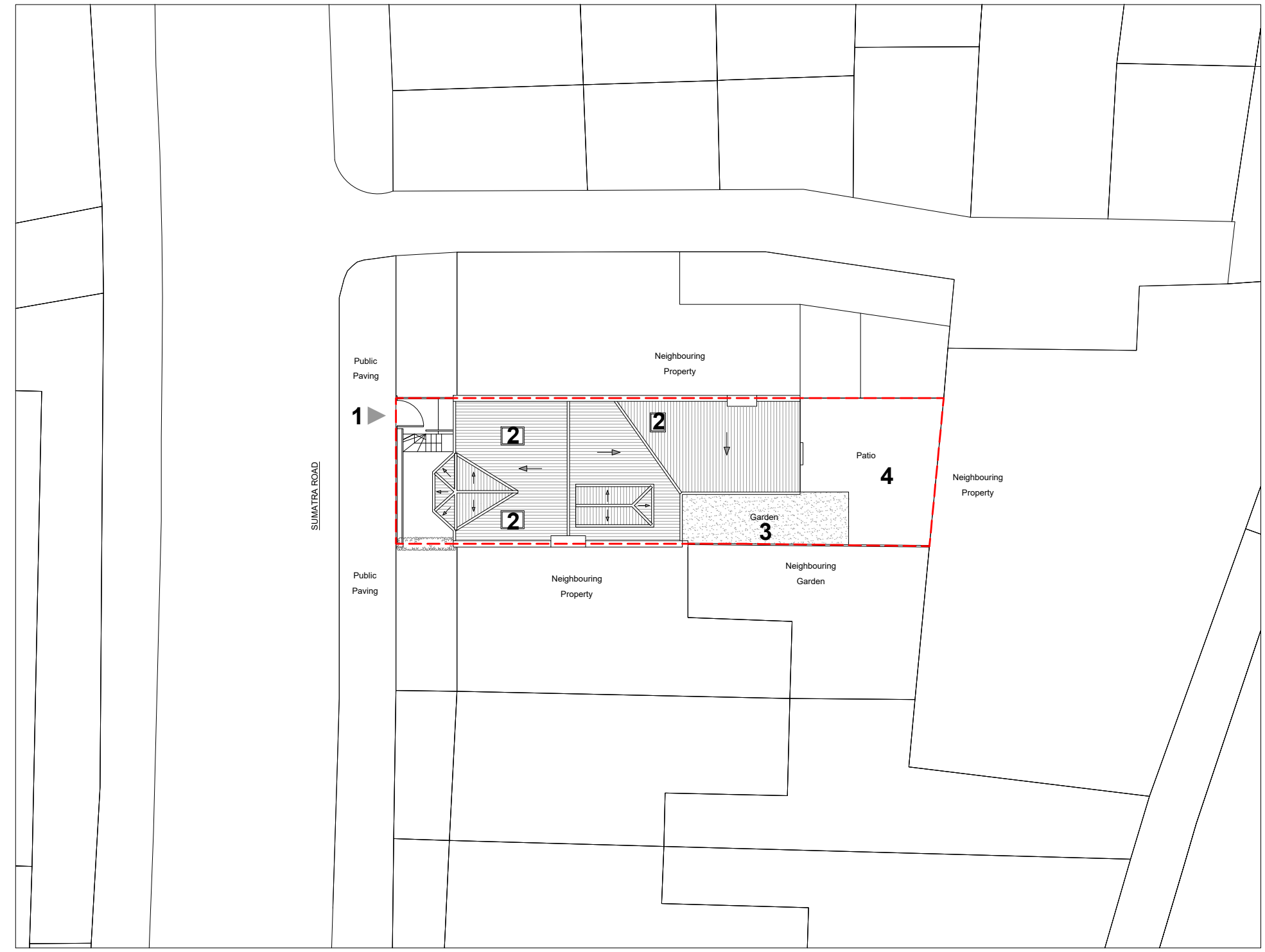
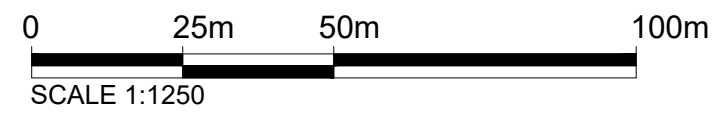


OS Map

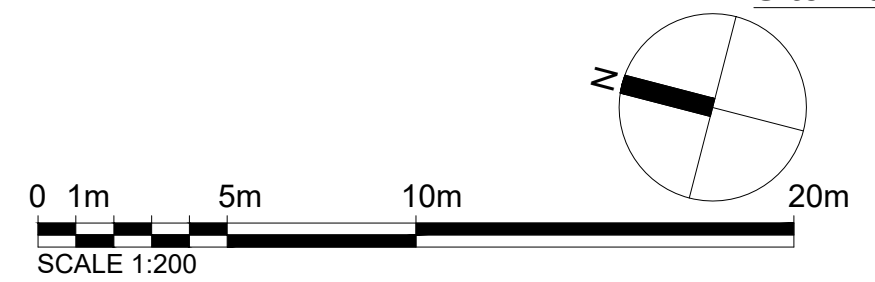


Site Plan

KEY

- 1 Entrance
- 2 Rooflight
- 3 Garden
- 4 Patio

Property Boundary



Dimensions Written dimensions to be taken in preference to scaled dimensions. The Contractor is responsible for checking all dimensions before work starts.

Local Authority All work is to be carried out to the requirements, and to the satisfaction of the Local Authority. These drawings are for planning purposes only.

Discrepancies Any discrepancies to be brought to the attention of Drawing And Planning Ltd. Immediately.

REVISIONS					
REV	DATE	DESCRIPTION	BY	CH	

PROJECT TITLE 211 Sumatra Road	
DATE Oct 2016	REVISION /

DRAWING TITLE Existing - Location Plans	
CLIENT RLA Homes Limited	
DRAWING No. SMTRR-L201	SCALE @ A3 1:1250 / 1:200

