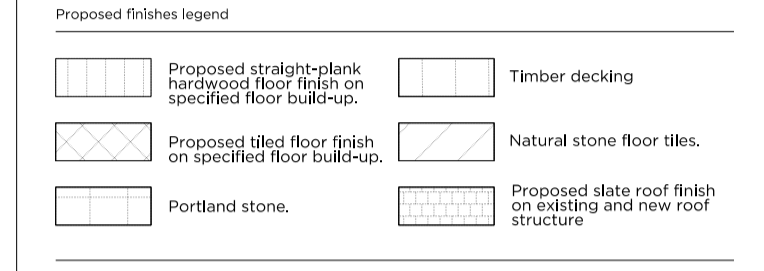
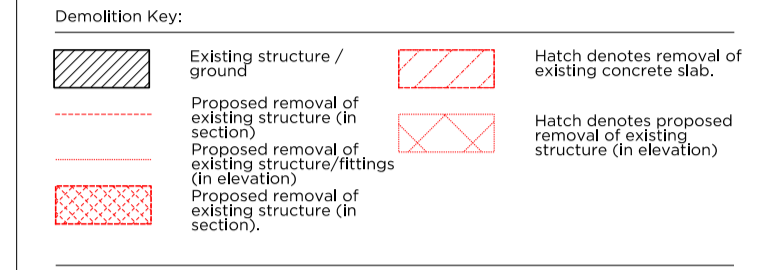
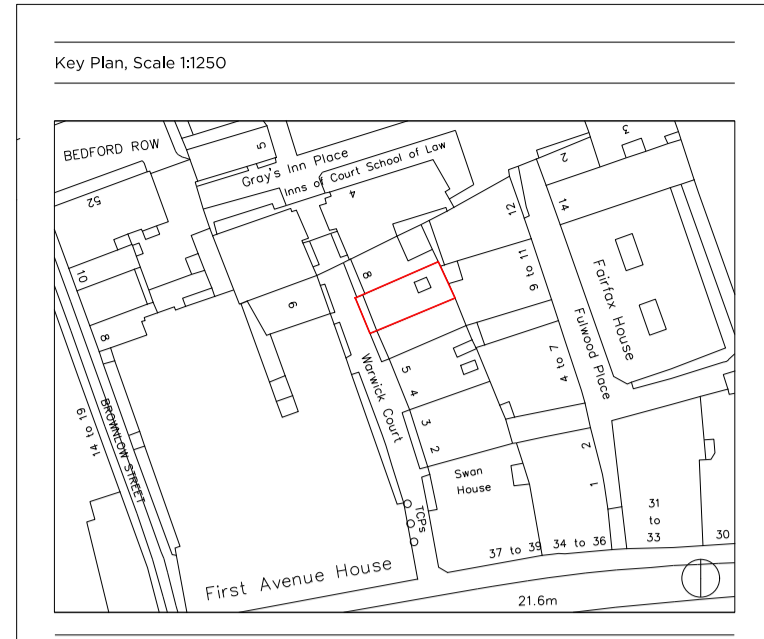


- C. Revision Notes:**
- C.1 Existing roof finishes and structure to be reconstructed.
  - C.2 Existing dormer windows to be retained.
  - C.3 AOV shaft to be repositioned.
  - C.4 AOV Automatic opening vent moved from roof level to rear wall.
  - C.5 Entrance to Flat 05 to be adjusted to begin in hallway.
  - C.6 Proposed shower room.
- D. Revision Notes:**
- D.1 Proposed AHSP's now removed.
  - D.2 Proposed rooflights reduced in height.



- General Notes:**
1. Refer to the Door and Window Schedules for a detailed summary of each door and window.
  2. All existing floor finishes and existing ply to be carefully removed.
  3. Existing floorboards to be carefully removed and reused where possible.
  4. New ceiling floorboards to be installed.
  5. New furniture/joints are to be installed to the top of the existing joists in order to level. See Structural Engineer's information. Low profile UPH throughout.
  6. New drainage and concrete slab to be laid at basement level.
  7. Existing slate roof finish to be carefully removed and stored, and new roof felt installed. Existing slates to be re-laid, new slates to match existing to replace any damaged slates. Leadwork to fill portion of the roof. Existing concrete canopy and dormer windows to be removed and replaced on a like-for-like basis.
  8. Joists are to be inspected up and strengthened where required to support increased loads. See Structural Engineer's details.
  9. Existing internal walls are to be skimmed and prepared to take new wall finishes as required. All defective existing plaster to be removed and replaced.
  10. All existing panelling, mouldings and cornices to have existing paint finish removed for new paint decoration.
  11. Existing structural timber beams to be exposed and treated with wood preservative. Ends to be wrapped in DPC and rotten timber to be replaced.

- Proposed legend notes**
- 01 Existing skirting to be refurbished and redecorated.
  - 02 Existing window replaced with double-glazed, timber framed sash window.
  - 03 Non-original fireplace to be removed and replaced with traditionally-detailed fireplace.
  - 04 Non-original skirting/trunking to be removed.
  - 05 Traditionally detailed, compliant, timber skirting to replace existing.
  - 06 Existing sash windows refurbished and fitted with secondary glazing internally.
  - 07 New, brompton bicycles & £250 bicycle voucher to be supplied to each flat.
  - 08 New, double-glazed, timber framed sash windows. Refer to Detail & Access Statement.
  - 09 New lift.
  - 10 Damaged window sills replaced on 3 new-for-new basis.
  - 11 Lightwell to be lowered by 100mm. New, painted metal stair to accommodate level change.
  - 12 Existing rear envelope retained. New, contemporary, black-painted rear door.
  - 13 Proposed bin store.
  - 14 New, double-glazed, anodised aluminium, restricted tilt framed windows, with etched glass louvers fitted externally.
  - 15 New, fixed, double-glazed, anodised aluminium framed glazing panels.
  - 16 New double-glazed, walk-on rooflight.
  - 17 New double-glazed, conservation rooflight.
  - 18 Partial demolition of existing roof, new slope proposed, matching height and width of existing.
  - 19 New, automatic-opening vent to communal stair.
  - 20 Terrace to the roof of proposed rear entrance, with timber decking and glass balustrade.
  - 21 New, proposed condenser in attenuated enclosure.
  - 22 Proposed condenser in attenuated enclosure. refer to M&E design.
  - 23 Rerouted stair to basement level, with timber balustrade.
  - 24 New, single-glazed, timber framed window to match existing, fitted with secondary glazing internally.
  - 25 Existing fireplace to be protected and covered.
  - 26 Reconfiguration of existing stair.
  - 27 New dummy window.
  - 28 New double-glazed, traditionally detailed French door.
  - 29 Lining to party wall.
  - 30 Proposed head dormer arrangement to be fitted through existing windows. Refurbishment of existing non-original dormer windows.
  - 31 Terrace to Flat 03, with new planting and Yorkstone paving.
  - 32 Existing joists to be trimmed out.
  - 33 Single, surviving cast-iron spindle to ground floor stair to be preserved and maintained.
  - 34 Single, surviving cast-iron spindle to ground floor stair to be preserved and maintained.
  - 35 Existing structural timber beams to be exposed and treated with wood preservative. Ends to be wrapped in DPC and rotten timber to be replaced.
  - 36 Slates to be removed, retained and new membrane installed. Existing slates to be re-laid and any new slates to match existing.
  - 37 Facade refurbishment.
  - 38 Existing facade to be re-rendered and redecorated.
  - 39 Etched glass partition.
  - 40 New Railings.
  - 41 Fixed & obscure proposed windows.
  - 42 Proposed Roof.
  - 43 Paint to be removed from Brickwork and redecorated as required.

Rev D	01.11.16	Issued for planning submission
Rev C	12.09.16	Issued for planning submission
Rev B	07.07.16	Issued for planning submission
Rev A	03.12.15	Issued for planning submission

# PLANNING

14029

Client: **GFZ Developments Ltd.**

Date: **October 2015**

Scale: **1:100@A3 / 1:50@A1**

Project: **7 Warwick Court**

Drawing Title: **Proposed Section FF**

Drawing No. **P\_15** Rev. **D**

Drawn	Approved	Signed
DI	MW	AB

**Marek Wojciechowski Architects Ltd.**

66-68 Margaret Street W1W 8SR T. 020 7580 9336 www.mw-a.co.uk

Copyright Marek Wojciechowski Architects Limited. No implied license exists. This drawing should not be used to calculate areas for the purposes of valuation. All dimensions to be checked on site by the contractor and such dimensions to be their responsibility. Do not scale drawings. All work must comply with relevant British Standards and Building Regulations requirements. Drawing errors and omissions to be reported to the architect.

0 0.5m 1m 2m 3m 4m 5m

