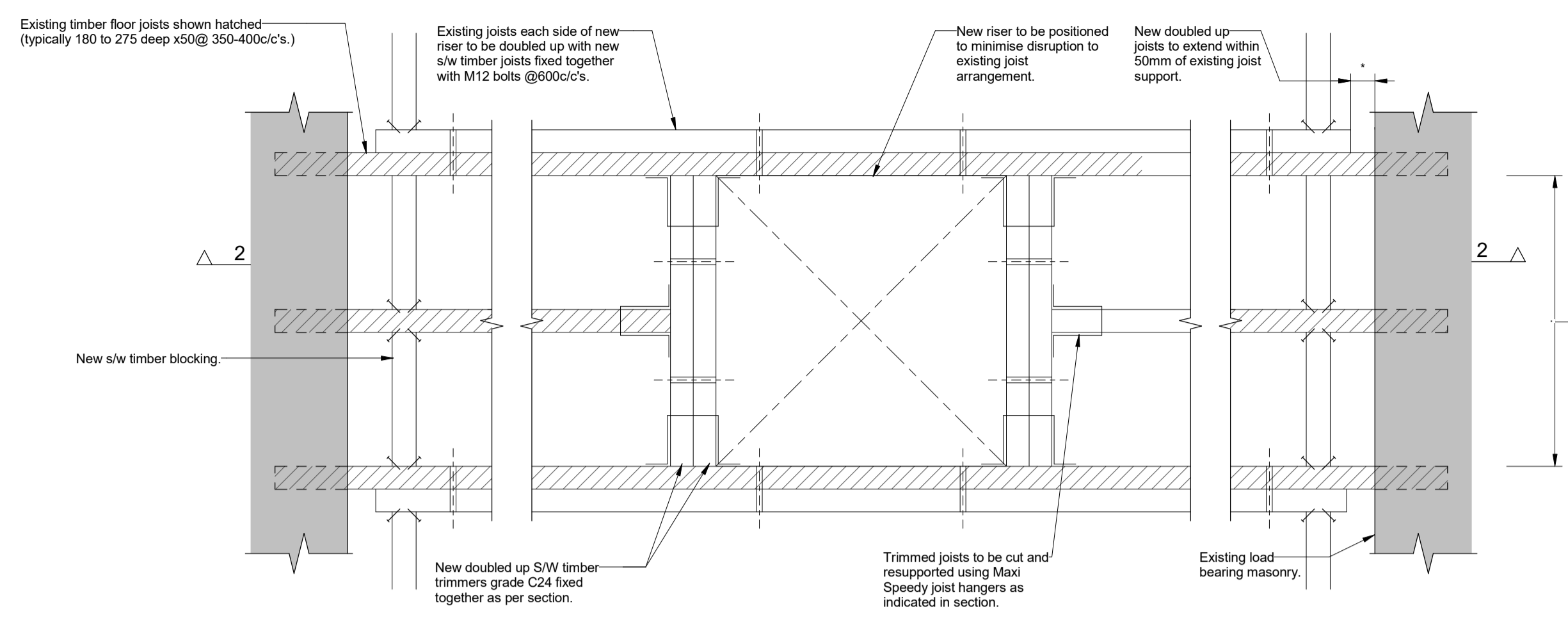


**General Notes**

1. Drawings shall be referred to for structural work only unless otherwise stated and read in conjunction with Architect's, Service Engineer's and Sub-Contractor's drawings.
2. The Contractor shall check all levels and dimensions, any errors or omissions are to be reported at once to the Engineer.
3. For General Notes refer to no. 9100-DRG-99YY-GN002.

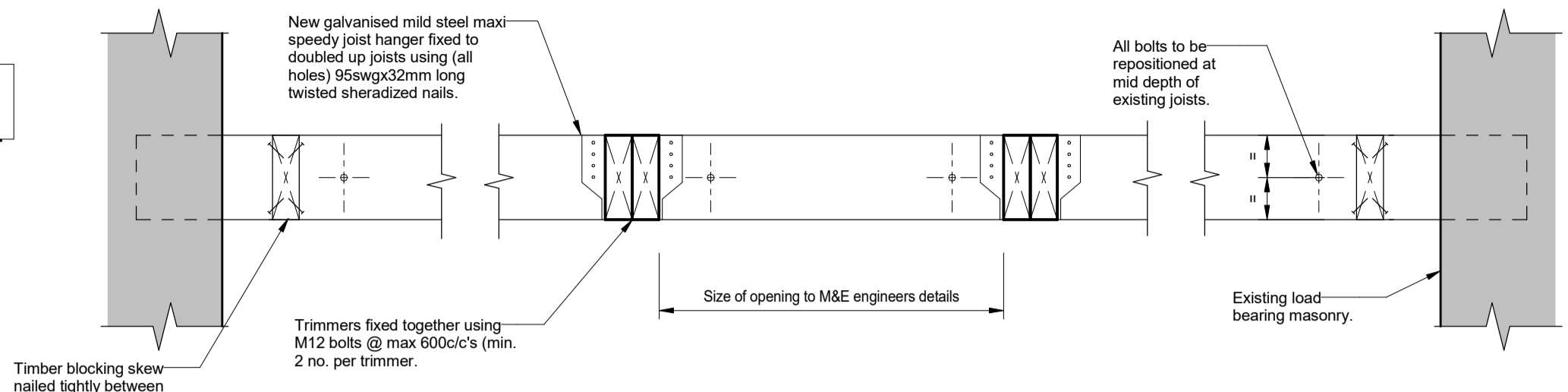


**Detail 1**  
**(New riser in timber floor)**

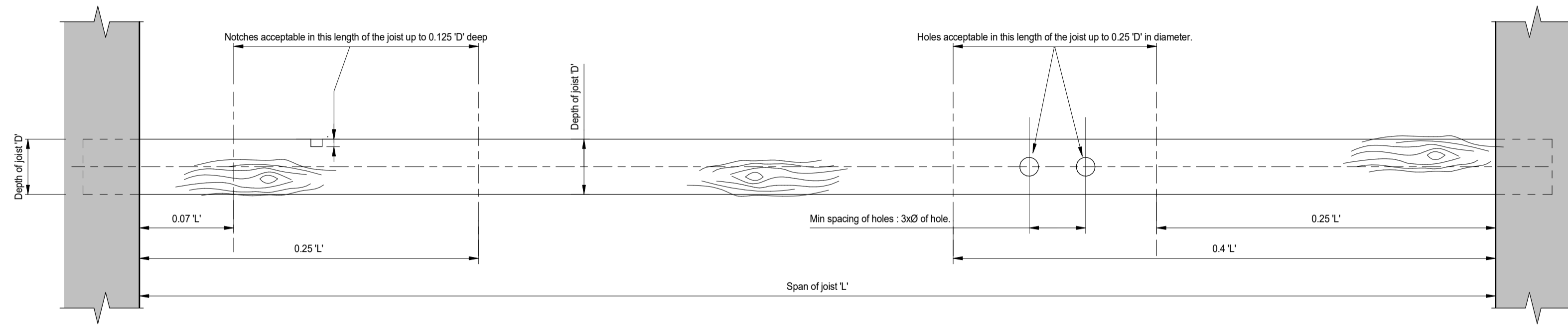
scale 1 : 10

**NOTE**  
NEW TIMBER TO BE 47mm WIDE. DEPTH TO MATCH EXISTING TIMBER MEMBERS.

Max riser width to be 750mm refer to general arrangement drawings where openings exceed 750mm.



**Section 2-2**



**Detail 3**  
**Existing & Proposed timber floor joists (Allowable zones for notches & holes)**

scale 1 : 10

REV	DATE	DESCRIPTION	BY	CHKD
-	06.07.16	First Issue	SK	TP

**FOR TENDER**



TITLE:  
**Generic Details for Timber Floor Penetrations**

PROJECT:  
**Project No:11581  
Kidderpore Avenue**

SCALE: A1@ 1:10    DATE: July 16    DRAWN: DA    CHKD: AT

DRG NO.    REV.

**9100-DRG-00YY-DE002**    -

**Tully De'Ath** consultants  
Engineering at its Best

T: 01342 828 000  
E: info@tullydeath.com  
W: www.tullydeath.com