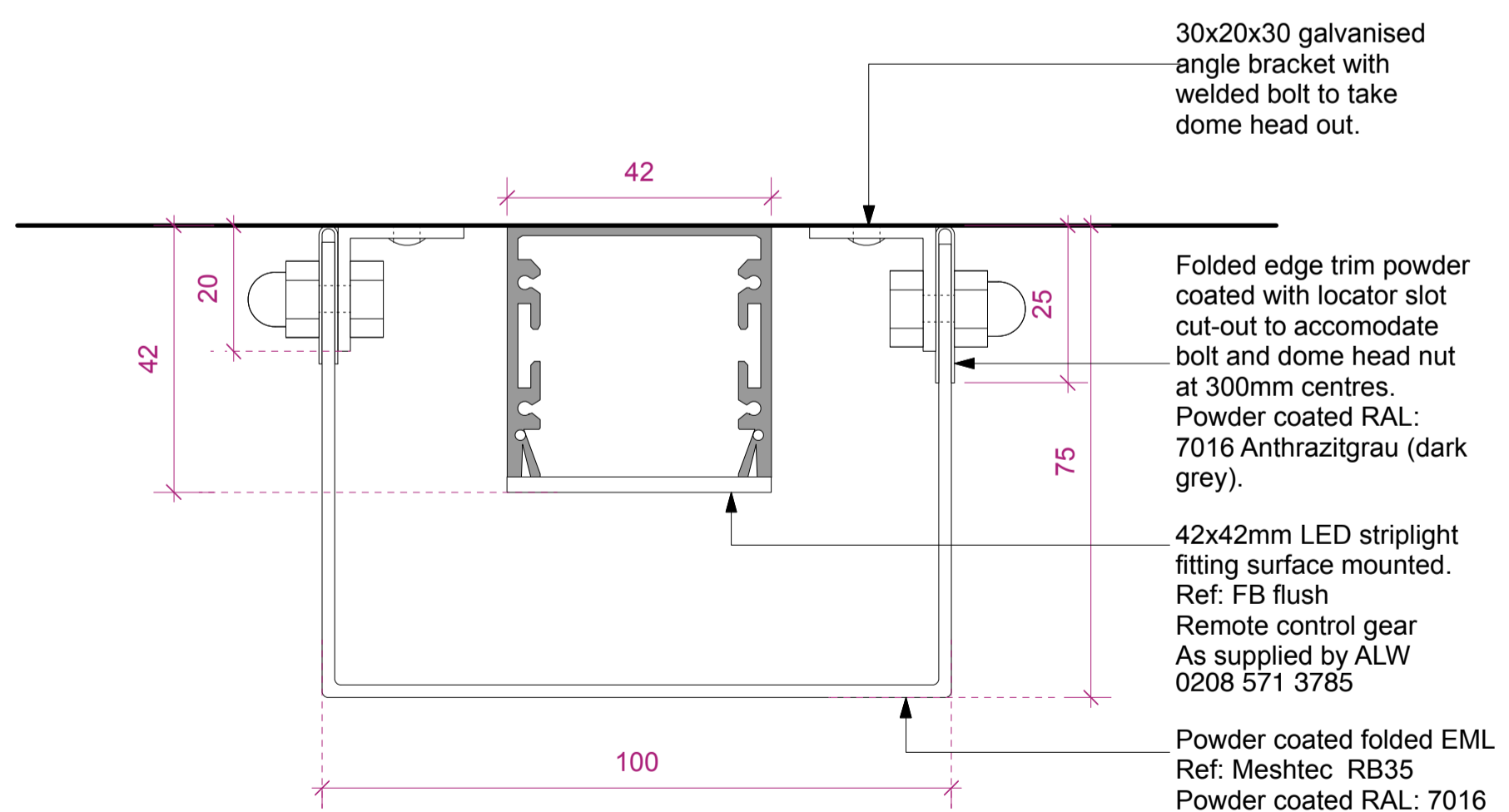
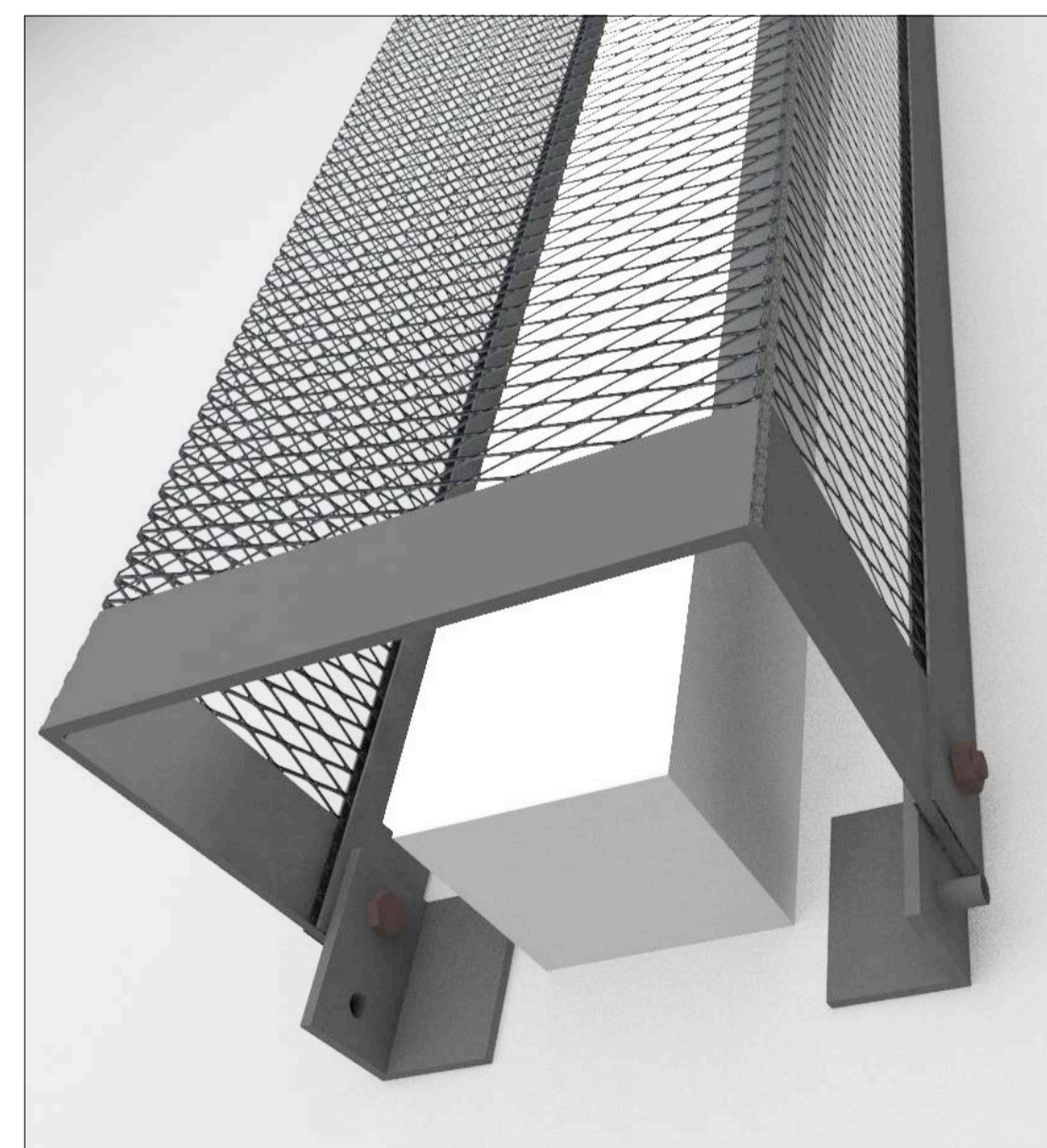


ELEVATION OF TYPICAL JUNCTION DETAIL A
1:1 @ A1


SIDE ELEVATION OF TYPICAL JUNCTION DETAIL A
1:1 @ A1



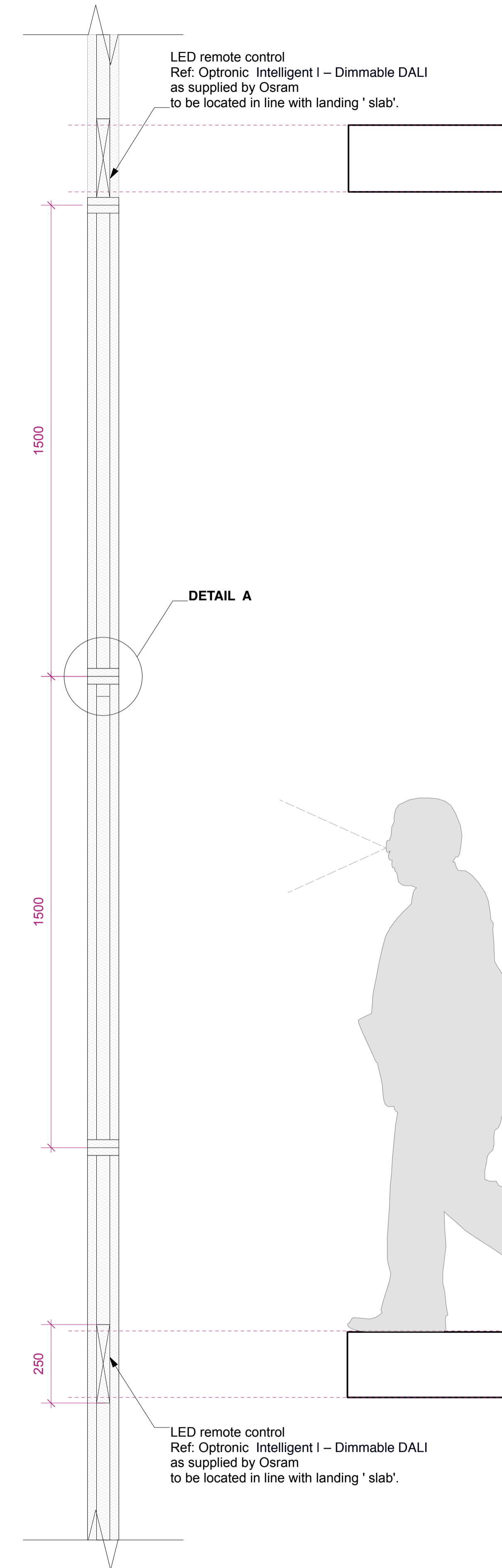
PLAN OF TYPICAL JUNCTION DETAIL A
1:1 A1



3D VIEW (PART) NTS



STAIRCORE 3D VISUAL NTS



TYPICAL MAIN STAIRCORE SECTION
1:10 A1

MAIN STAIRCASE LIGHTING DETAILS



TO BE READ IN CONJUNCTION WITH MAIN STAIRCASE DRG: 527-AS.13

PRELIMINARY

rev.			date			notes					
<small>This drawing is the copyright of gpad London Ltd. Not to be reproduced, reprinted or disclosed to any unauthorised person either whole or in part without written permission. Do not scale this drawing. All indicated dimensions to be checked and verified on site by the contractor before commencement of any fabrication drawings or work whatsoever on site. Report any discrepancies to the Architect immediately. Drawings to be read in conjunction with relevant drawings and specification.</small>											
PROJECT			SEVEN DIALS WAREHOUSE LONDON WC2			DRAWING TITLE			STAIRCORE LIGHTING FIXTURE		
CLIENT			PEC NEALE LTD			SCALE			1:1 & 1:10 @ A1		
DATE			OCT 16			DWG BY			LM		
CHORD			DS			DWG NO.			527-AS.15		
T:			020 7549 2133			Unit 1			9a Dollington Street		
F:			020 7549 2144			Clerkenwell			London EC1V 0BQ		
E:			info@gpadlondonltd.com			www.gpadlondonltd.com					