




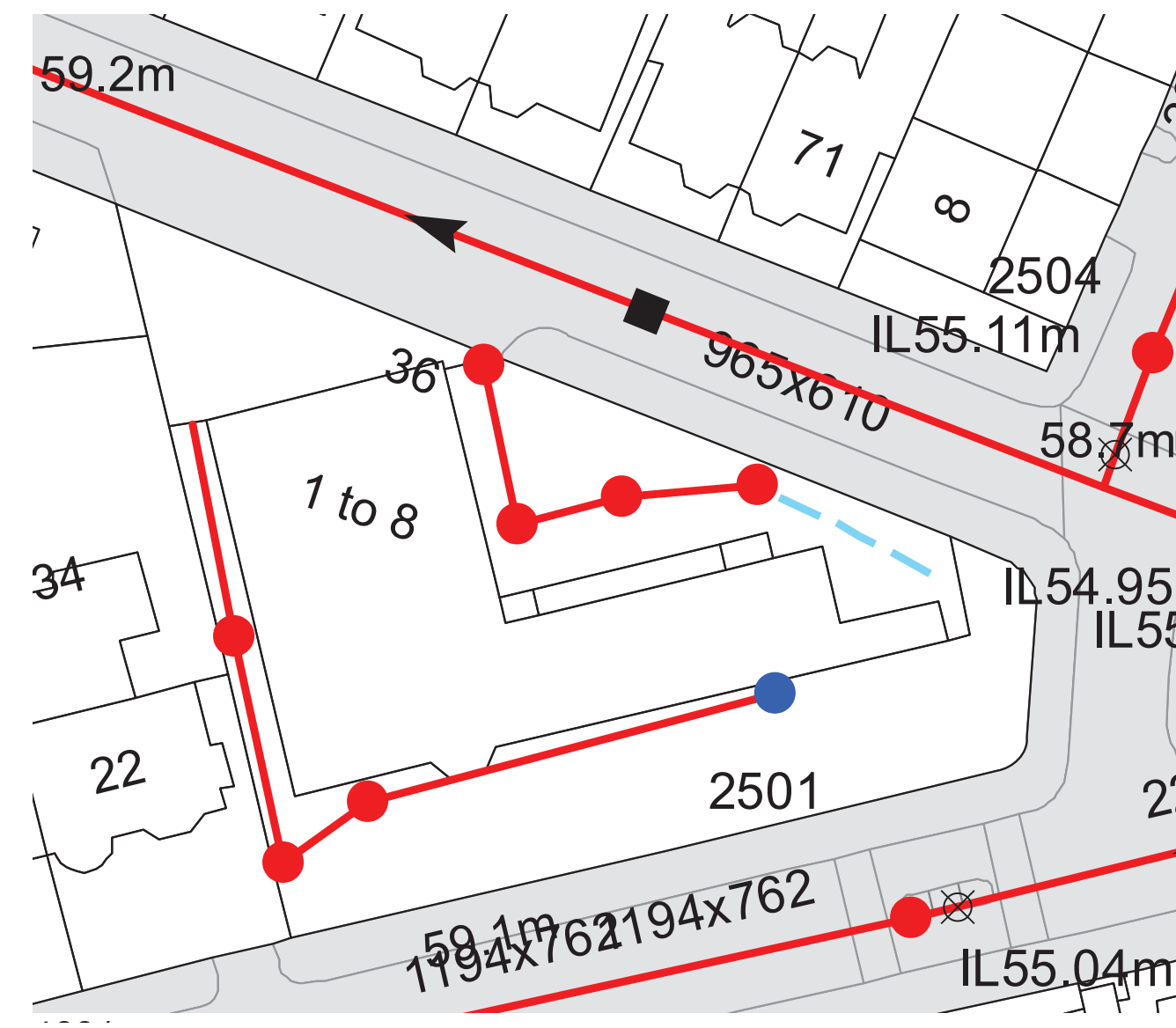
ALS Sewer Map Key

Public Sewer Types (Operated & Maintained by Thames Water)

 Foul: A sewer designed to convey waste water from domestic and industrial sources to a treatment works.


 Surface Water: A sewer designed to convey surface water (e.g. rain water from roofs, yards and car parks) to rivers or watercourses.

 Combined: A sewer designed to convey both waste water and surface water from domestic and industrial sources to a treatment works.



The copyright of this drawing is the property of SHAUN KNIGHT ARCHITECTURE LIMITED and may not be reproduced in any form without prior written consent.

N



REV A 31/05/2016
SUDS MOVED TO NORTH COURT IN FRONT OF APPLIANCE HALL

PLANNING



SHAUN KNIGHT
ARCHITECTURE

40 FALCON ROAD, HAMPTON
TW12 2RA
07824 815 258M
0208 979 4949T
E:skarchitecture@hotmail.co.uk
W:shaunknightarchitecture.com

PROJECT: 36 LANCASTER GROVE

TITLE : PROPOSED SITE PLAN - SERVICES

Date: DECEMBER 2015

Scale: 1:100 AT A1 Drawn: SDK

DRAWING NUMBER: 090A