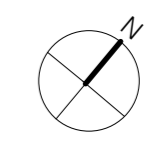


DO NOT SCALE WORKING DIMENSIONS FROM THIS DRAWING

NOTES:
 1. THIS DRAWING IS TO BE READ IN CONJUNCTION WITH ALL RELEVANT SPECIALISTS AND CONSULTANTS DRAWINGS.



REVISION	DESCRIPTION	DATE (D.M.Y.)
DWG ISSUE: PLANNING		

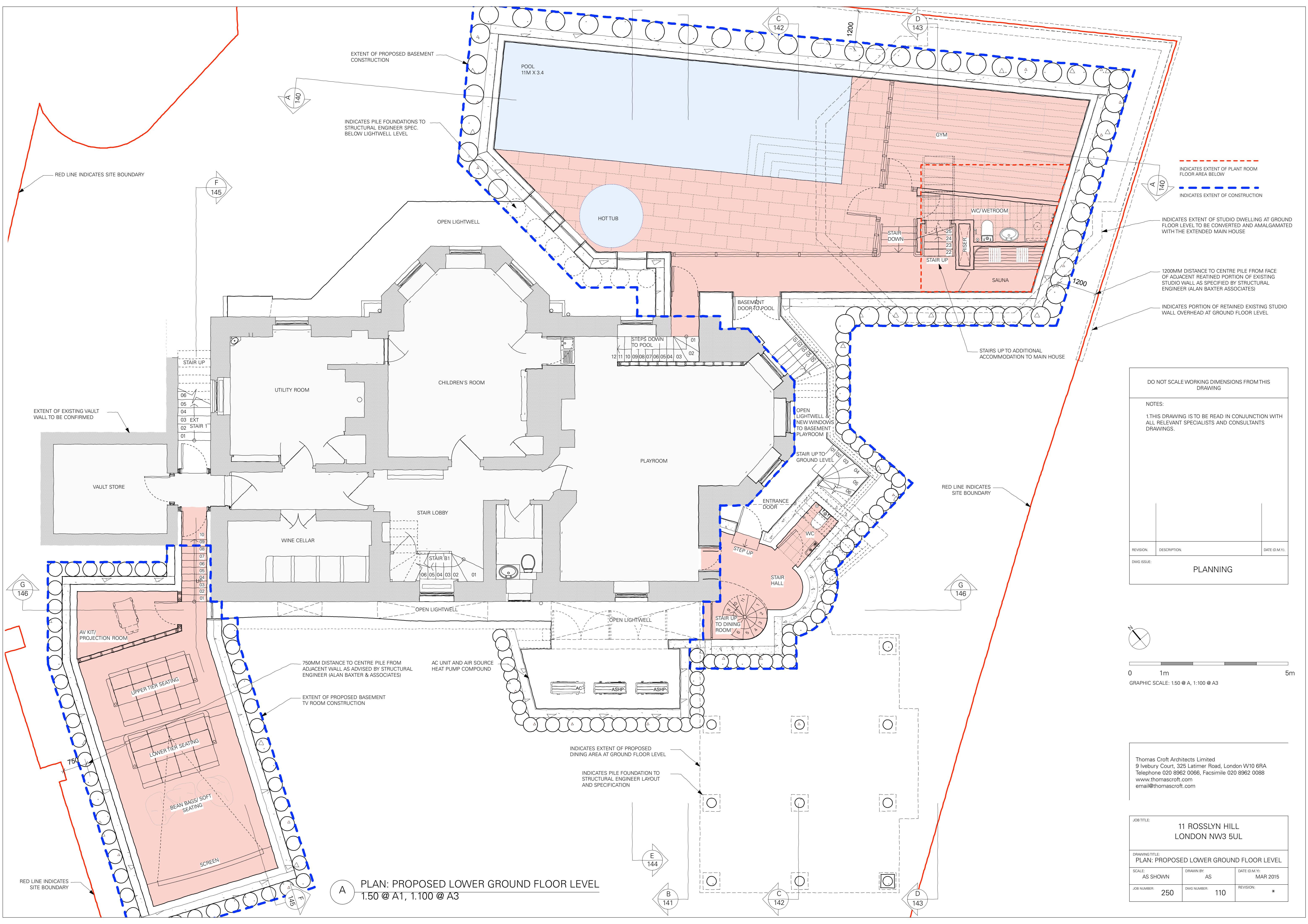


0 2m 10m
 GRAPHIC SCALE @ 1:100

Thomas Croft Architects Limited
 9 Ivebury Court, 325 Latimer Road, London W10 6RA
 Telephone 020 8962 0066, Facsimile 020 8962 0088
 www.thomascroft.com
 email@thomascroft.com

JOB TITLE: 11 ROSSLYN HILL LONDON NW3 5UL		
DRAWING TITLE: PLAN: PROPOSED GARDEN		
SCALE: AS SHOWN	DRAWN BY: AS	DATE (D.M.Y.): MAR 2015
JOB NUMBER: 250	DWG NUMBER: 102	REVISION: *

A PLAN: PROPOSED GARDEN
 1.100 @ A1, 1.200 @ A3



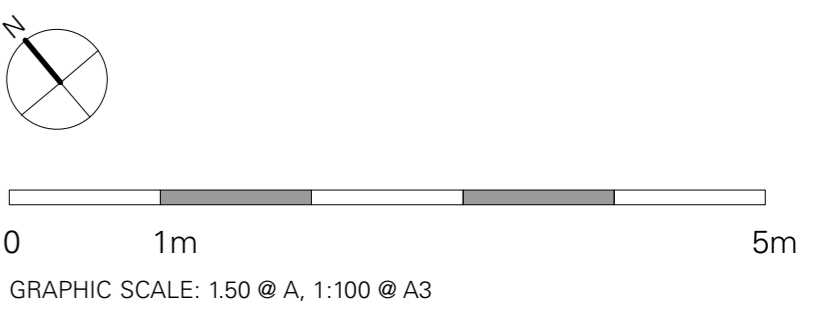
A PLAN: PROPOSED LOWER GROUND FLOOR LEVEL
 1.50 @ A1, 1.100 @ A3

- - - - - INDICATES EXTENT OF PLANT ROOM FLOOR AREA BELOW
- - - - - INDICATES EXTENT OF CONSTRUCTION
- - - - - INDICATES EXTENT OF STUDIO DWELLING AT GROUND FLOOR LEVEL TO BE CONVERTED AND AMALGAMATED WITH THE EXTENDED MAIN HOUSE
- - - - - 1200MM DISTANCE TO CENTRE PILE FROM FACE OF ADJACENT RETAINED PORTION OF EXISTING STUDIO WALL AS SPECIFIED BY STRUCTURAL ENGINEER (ALAN BAXTER ASSOCIATES)
- - - - - INDICATES PORTION OF RETAINED EXISTING STUDIO WALL OVERHEAD AT GROUND FLOOR LEVEL

DO NOT SCALE WORKING DIMENSIONS FROM THIS DRAWING

NOTES:
 1. THIS DRAWING IS TO BE READ IN CONJUNCTION WITH ALL RELEVANT SPECIALISTS AND CONSULTANTS DRAWINGS.

REVISION	DESCRIPTION	DATE (D.M.Y.)
DWG ISSUE:		
PLANNING		



Thomas Croft Architects Limited
 9 Ivelbury Court, 325 Latimer Road, London W10 6RA
 Telephone 020 8962 0066, Facsimile 020 8962 0088
 www.thomascroft.com
 email@thomascroft.com

JOB TITLE:		
11 ROSSLYN HILL LONDON NW3 5UL		
DRAWING TITLE:		
PLAN: PROPOSED LOWER GROUND FLOOR LEVEL		
SCALE:	DRAWN BY:	DATE (D.M.Y.):
AS SHOWN	AS	MAR 2015
JOB NUMBER:	DWG NUMBER:	REVISION:
250	110	*