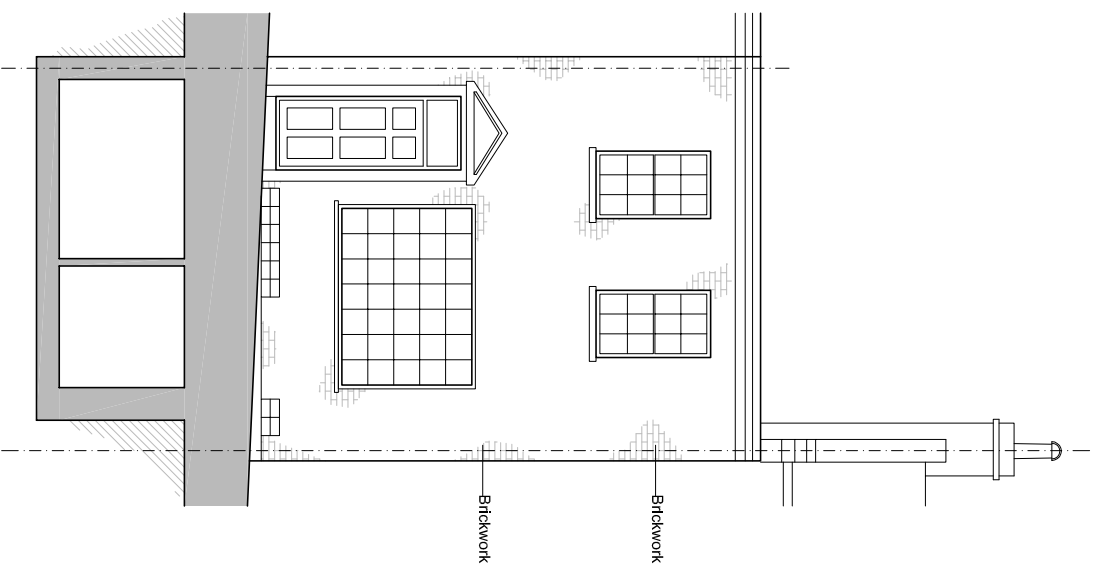
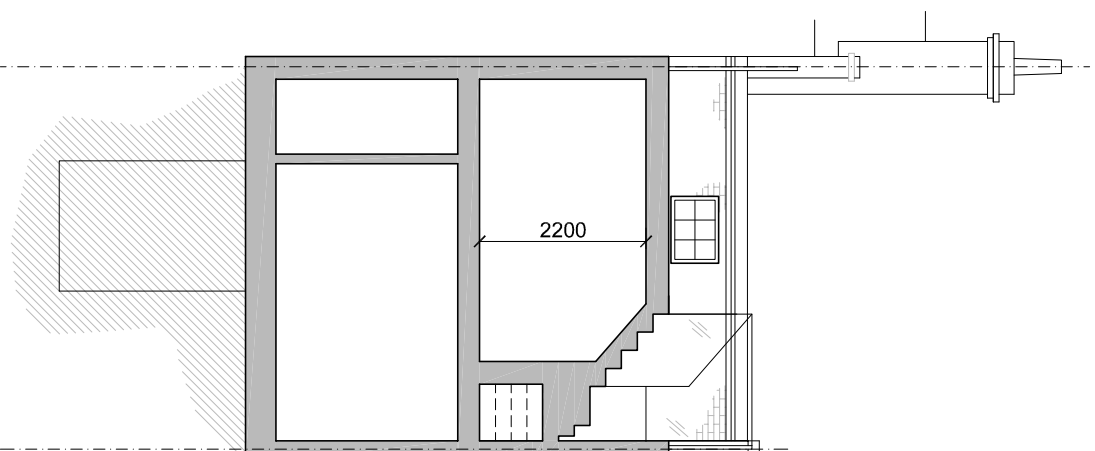


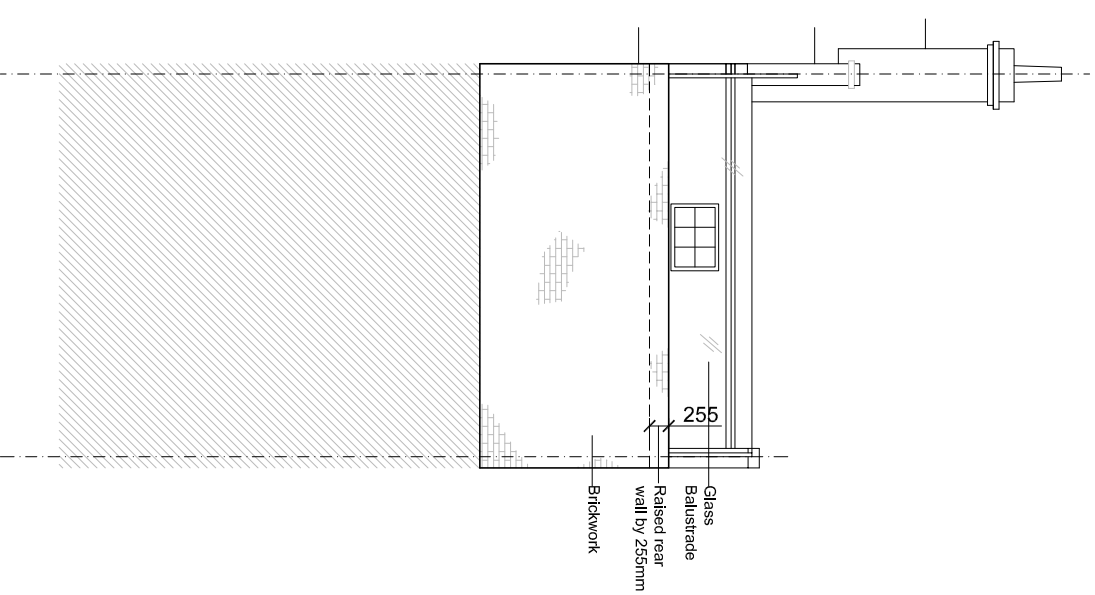
1 / Section A-A



2 / Front Elevation, F-F



3 / Rear Elevation, D-D



4 / Rear Elevation, E-E

Job Title:

# Single Storey Rear Extension and Roof Terrace

Drawing Title:

## Proposed Sections and Elevations

Revision Notes:

CLIENT : Seapiness Marfins Inc  
SITE: 7 New End, London NW3 1JD

This drawing must not be reproduced in whole or part without written consent. Do not scale this drawing. Written dimensions to be checked on site. Electronic Issue to be confirmed by paper copy only.



Ideal Planning and Design Ltd.  
Hyde Park House  
5 Marlford Road,  
London, SW15 2RS  
Tel: 0208 8230750  
Web: www.idealplanningdesign.co.uk  
Email: info@idealpld.co.uk

Scale: 1:100 @ A3 Date: 11/10/2016

Drawn By: SS Checked By: CG

PROJECT	Drawing No	Rev
1317	06	-