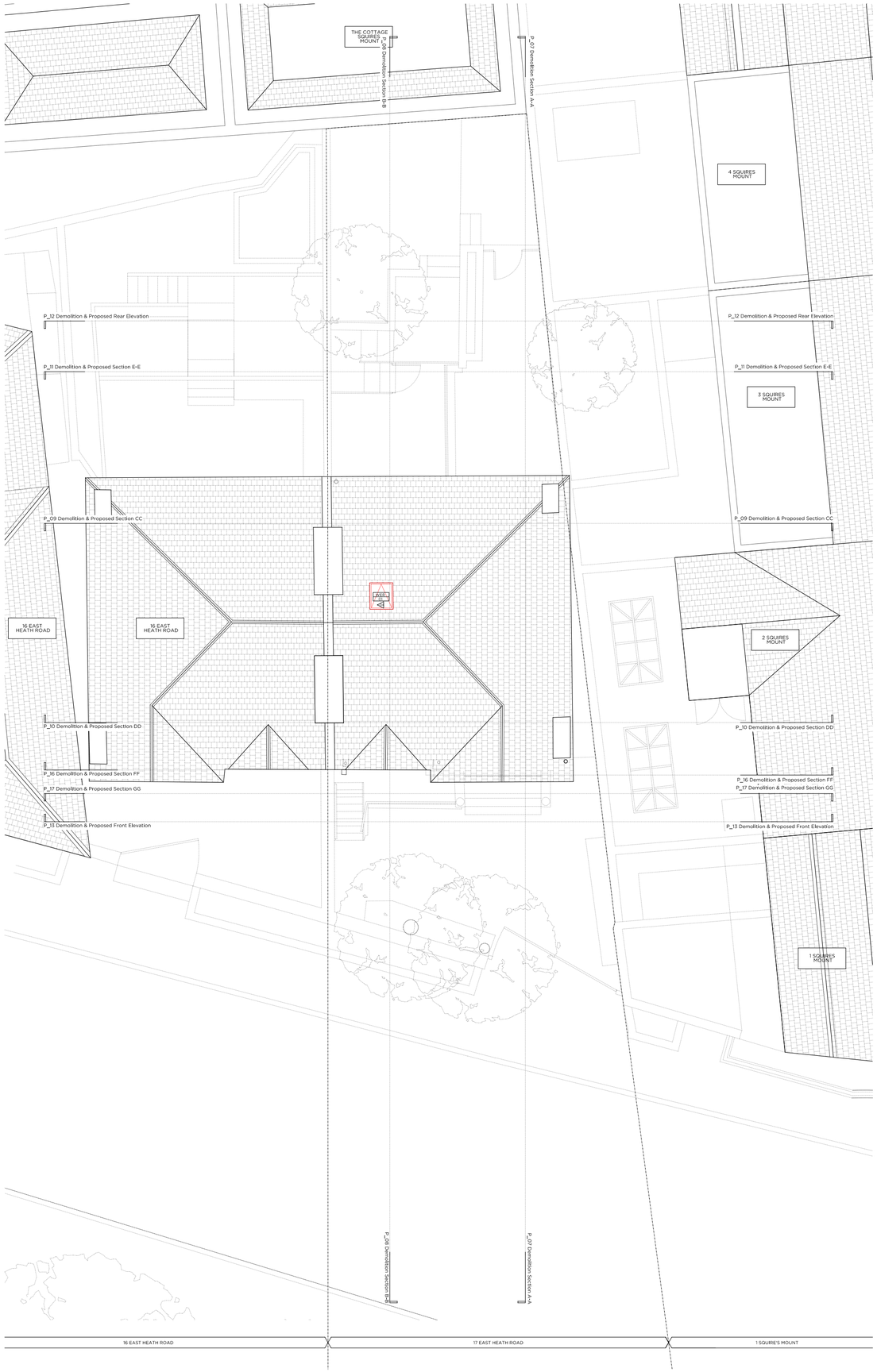

Demolition Roof Plan

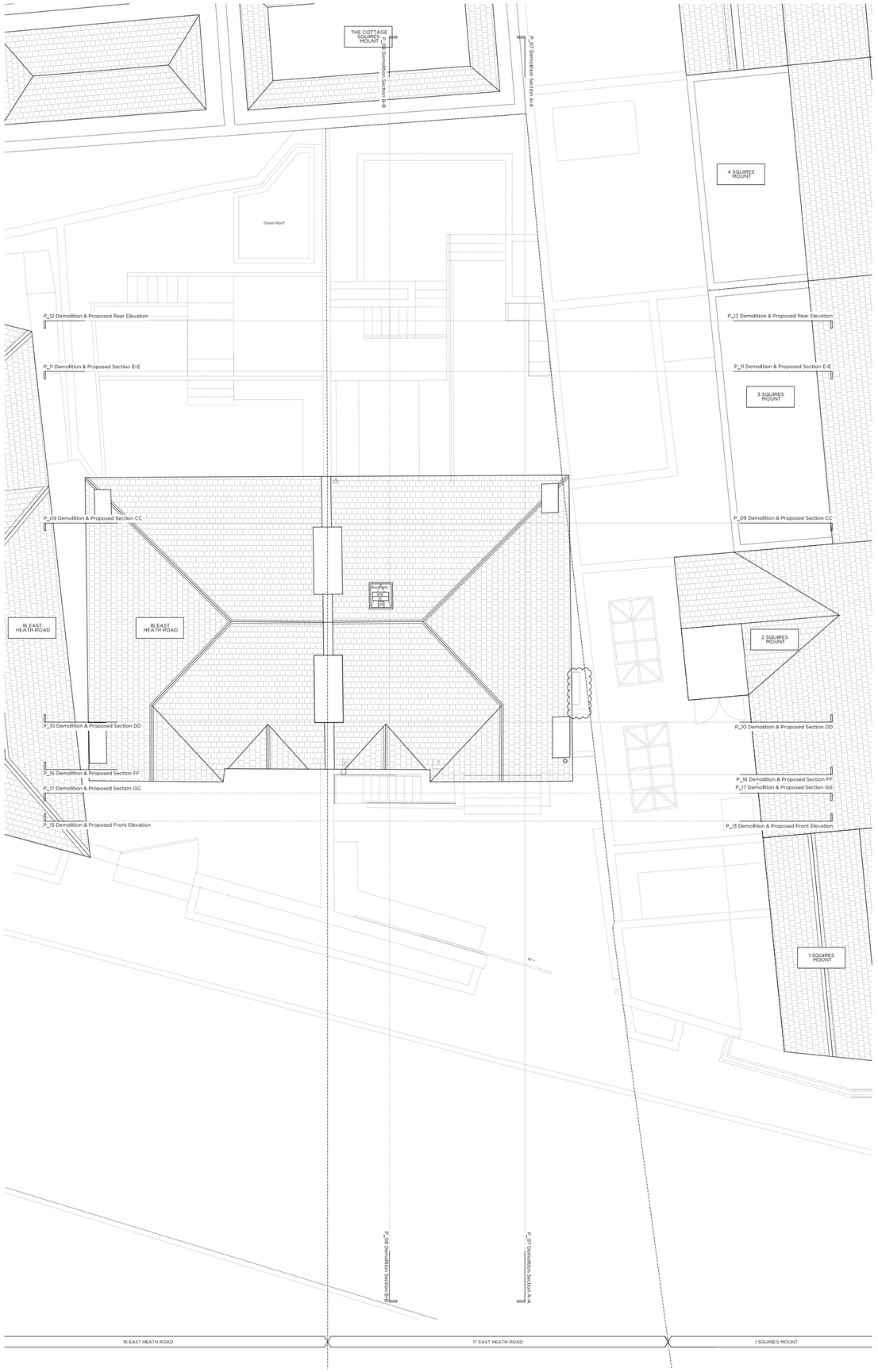

Proposed Roof Plan

Key Site Plan 1:250

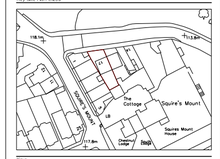

Key

	Existing structure / earth		Existing structure / fittings to be removed
	New structure		Hatch denotes area of excavation
	New Soil		Hatch denotes area of gardening excavation
	Line denotes removal of existing structure		Denotes existing fittings to be removed
SVP	Soil Vent Pipe		
FCU	Fan Coil Unit	UFH	Underfloor heating

General Notes:

1. Refer to the Door and Window Schedules for a detailed summary of the proposal for each door and window.
2. All new timber to be FSC certified hardwood.
3. Existing floorboards are to carefully removed and set aside for re-use. Lift floor boards in sections, including joists in order to break and then the existing floorboards are to be re-laid.
4. Underfloor heating to be provided throughout.

Elevation Key:

Legend

Proposed Finishes

Proposed straight-plank hardwood floor finish on specified floor build-up.	Proposed carpet on specified floor build-up.
Proposed porcelain tile floor finish on specified floor build-up.	Proposed Bisque fan natural stone setts on specified floor build up.
Proposed natural stone floor finish on specified floor build-up.	

Proposed floor buildups

Floor 1:	Specified floor finish on new cliv, on new water fed UFH, on existing floor boards, laid over existing (levelled) joists, with new insulation.
Floor 2:	Specified floor finish on new electric UFH mat, on new cliv, on existing floor boards, laid over existing (levelled) joists, with new insulation between existing joists.
Floor 3:	Specified floor finish on new pedestals
Floor 4:	Specified floor finish on screed with new waterfold UFH system on new insulation, on new structure.
Floor 5:	Specified floor finish on new electric UFH mat, on new insulation, on new structure.
Floor 6:	Paving slab, on new structure
Floor 7:	Exposy resin, on new structure.

Trees

Refer to corresponding Arboricultural Report by Simon Pryce Arboriculture submitted as part of below planning applications.

T1. Silver Birch (to be removed (2016/3423/T))
T2. Plum (to be removed (2016/3423/T))
T3. = Amelanchier Birch (to be retained)

Demolition Notes:

D1	External staircase to be removed.
D2	Non-original timber structure to be removed and rebuilt in masonry.
D3	Non-original extension to be removed and replaced.
D4	Non-original window to be removed and replaced.
D5	Non-original internal glazing to be removed.
D6	Existing metal railing to be removed and replaced.
D7	Non-original door to be removed and replaced.
D8	Non-original ceiling to be removed and replaced.
D9	Non- original raised floor to be removed and replaced.
D10	Removal of non-original mouldings. Please refer to Heritage Statement.
D11	Existing vehicle access gate to be removed.
D12	Existing non-original fireplace and surround to be removed.
D13	Existing secondary glazing to be removed.
D14	Existing railing to be removed.
D15	Remove paint to existing brickwork. Repair and repoint masonry as required.

Proposed Notes

N1	New sliding gate detailed to match existing.
N2	Proposed metal railings to be traditionally detailed.
N3	Proposed metal staircase to lower ground floor.
N4	Proposed traditionally detailed timber panel door.
N5	Proposed traditionally detailed door. Refer to door schedule.
N6	Proposed insulated wall.
N7	Proposed flush rooflight.
N8	Existing staircase and balustrade to be carefully protected and refurbished.
N9	Existing handrail to be carefully dismantled and repositioned.
N10	Proposed skirting/ cornice to be traditionally detailed. Refer to Heritage Statement.
N11	Proposed fireplaces and surrounds to be traditionally detailed. Refer to Heritage Statement.
N12	Existing window to be refurbished. Refer to window schedule.
N13	Proposed window to be traditionally detailed. Refer to window schedule.
N14	Proposed insulation in between existing eaves and lined.
N15	Proposed glazed extension. Refer to P_23 for details.
N16	Proposed terraced landscape. Refer to Landscape Proposal.
N17	Proposed secondary glazing.
N18	Proposed structure. Refer to structural engineers information.
N19	Proposed flush panel door.
N20	Proposed traditionally detailed timber french doors.
N21	Proposed sliding screen.
N22	New raised floor to accomodate drainage runs.
N23	New conservation style rooflight to replace existing.
N24	New satellite dish.
N25	Existing window surroundings and mouldings to be refurbished and redecorated.

Rev A	26.08.16	Issued for Planning
Rev -	29.07.16	Issued for Planning

PLANNING

Project No.	16006
Client	Mr. & Ms. A. Saleh
Date	July 2016
Scale	1:100 @ A2 / 1:50 @ A0
Project	17 East Heath Road, NW3
Drawing Title:	Demolition & Proposed Roof Plan
Drawing No.	P_06
Rev.	A
Drawn	LG
Approved	RD
Signed	

Marek Wojciechowski Architects
66-68 Margaret Street W1W 8SR T. 020 7580 9336 www.mw-a.co.uk

Copyright Marek Wojciechowski Architects Limited.
No implied license exists. This drawing should not be used to calculate areas for the purposes of valuation. All dimensions to be checked on site by the contractor and work executed to the architect's satisfaction. Drawing to be read in conjunction with relevant British Standards and Building Regulations requirements. Drawing errors and omissions to be reported to the architect.

0 0.5m 1m 2m 3m 4m 5m